

Smarter Connected Home, Commercial Systems & Communications Solutions




COMMERCIAL
BUSINESS



CONNECTED
HOME



COMMERCIAL
FIRE



CELLULAR/IP

Table of Contents

Napco Commercial Firewolf Fire System Solutions.....	1
Configuration Diagram, Fire Systems	2
Napco Commercial Firewolf Fire Panels, Addressable, Commercial Wireless & Conventional Fire Options.....	2-3
Napco Commercial Integrated Systems, Fire, Burglary & Access, Addressable, Commercial Wireless & Conventional Options:	4-5
Configuration Diagram, Commercial Integrated Systems	4
Gemini Access Add-on Access Control to Gemini Alarms from the P3200 to Napco Commercial GEMC-Series.....	6
Firewolf Conventional Fire / Lifesafety Devices.....	6
StarLink Communication Technologies Solutions: Intrusion, StarLink Fire™ & StarLink Connect™ Connected Home	7-10
Reference Matrix, StarLink Cell/IP Communicator Models by Feature & Application.....	10
iBridge Messenger SMS/MMS Service, Your Accounts Know All & See All.....	11
Connected Home & Security for You & Your Customer: Powered by iBridge. Smart. Simple. More Affordable.....	12-13
New iBridge Video™ Wi-Fi IP Indoor & Outdoor Cameras for Remote Video.....	14
Reference Matrix, iBridge WiFi Video Cameras & Options	15
Gemini iRemote Virtual Keypad Module & App: Easy affordable remote security system control.....	16
Smart Keypads & Touchscreens to Smart Homes: Gemini Makes it All Simple	17-19
Gemini Security Systems, Panels & Peripherals.....	20-21
Gemini Wireless Devices & Receivers.....	22-23
Configuration Diagram, Gemini Security System & Options	24-25
Napco Motion Sensors (hardwired).....	26-27
Reference Matrix, Gemini Panel Line-up, Features & Accessories	28-29

Free ProTrainings in the Field & Online Nationwide, Many CEU-accredited.
www.napcosecurity.com/seminars





GEM-C Firewolf Series 24V Commercial Intelligent Analog Addressable Fire Panels, NFPA72-compliant, 96 outputs, 4 onboard NACs (6.5A total), expandable to 24, built in Sync/Strobe/Horn Module (System Sensor & Wheelock) and dual line DACT plus optional TCP/IP reporting. Powerful battery capacity up to 32Ah total. More addressable devices than any in its class; mile-long loop lengths and more device load each. Cost-effective retrofits -supports conventional legacy devices & existing wiring (all types/gauges). Comprehensive

local and remote programming & diagnostics. **Printable AHJ reports of analog device sensitivity settings with current readings (uploadable)**

- > More zones/points - up to 255
- > More power - 7 amps
- > More NACs - 4 on board (expandable to 24)
- > Onboard strobe/horn sync
- > More standby power
- > 32 Amp hour battery capacity
- > Regulated 24V output

Regulated Auxiliary Power Supply

Commercial fire, 12V regulated 2A model

Firewolf Advanced Analog Addressable

Commercial Fire Devices support auto-drift compensation and maintenance alert function

UL Commercial Grade Gemini Wireless

Devices with supervised tamper & automatic, continuously supervised signal strength (requires no manual test activation).

Firewolf Menu-Driven Custom Alpha

Annunciators Same familiar Napco EZ-programming and usage. (Keyswitch support, too.) Customizable Quick-Start Preset Program & Auto-Learn of SLC Devices.

Code-compliant Integrated Security & Access

Control Option Pre-Isolated Circuits & Power Customizable Quick-Start Preset Program & Auto-Learn of SLC Devices & Modular Access Control option. (Reference Models GEMC-BM/PS or -BSLC & GEM-ACM1D / -2D.)

New! StarLink Universal Sole Path Fire Cellular Communicators

Work with virtually any 12V-24V FACP. Choice of CDMA and GSM 3/4G Models, meet or exceed today's codes, UL864 and NFPA72 2013, etc.

NAC Extender provides nearly 7A and 4 onboard NACs with up to 2A ea; up to 24V 16Ah total battery capacity. Easily distributes synced bell and strobe outputs with built in module. Supervised and bus-activated with no separate modules or programming required. Monitors AC, battery trouble, tamper and ground fault on Napco bus or provides universal FACP support. 3 Programmable relay outputs; 2 low voltage; 1 high-voltage 120V rated relay.

Compliances - NFPA 72, UL Commercial Fire, UL864 9th Ed., UL985, CSFM and NYC Fire Department Certifications.

Wireless & Conventional Fire Options

- > Built in dual line communicator; dual onboard serial ports; optional TCP/IP
- > New Fire Quick-Start System Programming & EZ-Maintenance Modes; Quickloader up/downloading including Quick access, Smoke Obscuration Reports; Automatic drift compensation for smoke detectors too
- > Nearly a mile max. wiring run - any wire type - ideal for retrofits.
- > Supports 24V and legacy 12V devices
- > Large red locking enclosure, flush or surface mount. Up to 32AH battery capacity
- > Includes Fire Annunciator (GEMC-FK1) LCD display, menu-driven, mounts anywhere on bus (Also, global Annunciator unlock feature & full keyswitch support.)



Wireless, UL Commercial, Fire Peripherals

- GEMC-REVC** Wireless 255 point RF Receiver (4/system, max.)
- GEMC-WL-SMK** Wireless Smoke, Photoelectric (complete)
- GEMC-WL-HEAT** Wireless Heat, 135° F
- GEMC-WL-WD** Wireless 1-pt input module
- GEMC-WL-WD2** Wireless Input module (converts any UL device into a wireless device, ex. pull stations or sprinkler supervisories.)
- GEMC-WL-CO** Wireless Carbon Monoxide Detector

Conventional Fire System Peripherals

- GEMC-FK1 LCD Fire Red Annunciator** (Menu-driven operation, functionality for Reset, Acknowledge, Silence (with disable).
- GEMC-F8ZCPIM Conventional 8-zone 2-wire fire input module.** Plugs into motherboard, for conventional 2-wire smoke detectors or any conventional fire detection device.
- GEMC-EZM8 8-point Expansion Module**
- FWC-CNV-PULL** Conventional Single Action Pull Station, with Hex Reset
- FWC-CNV-PULLK** Conventional Single Action Pull Station, with Key Reset
- FWC-CNV-PULL2** Conventional Dual Action Pull Station, with Hex Reset
- FWC-CNV-PULL2K** Conventional Dual Action Pull Station, with Key Reset

Addressable Firewolf Peripherals

- GEMC-FW-SLC** Addressable **SLC Fire Module**, supports up to 128 addressable SLC fire devices, below. Up to 2 connect to Panel.
- FWC-FSLC-SMK** Addressable **Analog SLC Smoke**, photoelectric, head**
- FWC-FSLC-HEAT** Addressable **Analog SLC Heat**, 135 - 150°F, head**
- FWC-FSLC-DUCT** Addressable **SLC Duct** smoke detector, photoelectric (Requires use of GEMC-24VR Voltage Regulator) Inclds 2 onboard relays that follow state of detector.
- FWC-FSLC-DUCTRA** **Remote Indicator Plate** with LED indicator & key reset.
- FWC-FSLC-EZM2** Addressable **SLC 2-zone conventional expansion** module. Uses one address on SLC loop, but yields 2 indep. contact monitoring circuits, for pull stations, water flow and other dry contact alarm initiating devices.
- FWC-FSLC-EZM1** Addressable **SLC 1-input conventional** module, similar to usage above.
- FWC-FSLC-CZM** Addressable **SLC Conventional Zone module**, for monitoring of dry contacts, ie., pull stations and conv. smokes (Requires use of GEMC-24VR Voltage Regulator) Creates a 24V 2-wire fire zone on the SLC loop, selectable Class A or B zone wiring.
- FWC-FSLC-RM2** Addressable **SLC 2-output module** (requires 2 SLC addresses)
- FWC-FSLC-ISO** Addressable **SLC Short Circuit Module** (Optional: For special applications, meets Class A, Style 7 loop reqts.)
- FWC-FSLC-SOM1** Addressable SLC Fire supervised output module. Application examples: elevator recall, HVAC shutdown, add'l NAC output w/ power supply (Requires use of GEMC-24VR Voltage Regulator)
- FWC-FSLC-PULL** Addressable **SLC Fire Pull Station**, standard hex-key reset.
- FWC-FSLC-PULLK** Addressable **SLC Fire Pull Station**, with **key reset**.
- FWC-FSLC-PULL2** **Dual action, pull station** with hex-key reset.
- FWC-FSLC-PULL2K** **Dual action pull station, with key reset**.
- FWC-FSLC-PROG2** **Tool for address-programming** SLC devices
- FWC-FSLC-SMK6B** **** Smoke/Heat 6" Base**, required for FWC-FSLC- SMK and -HEAT devices

Output Options

- GEMC-NAC7S Remote 4-output NAC Extender**, for 6.5A ttl, or 2A, max. on any 1 output. Red 14 x 16" can, connects to 120VAC, supports 24V 16Ah standby batts. Supervised, fire bus connection. System Sensor and Wheelock NAC sync. (5/ system, for 20 add'l NAC circuits ttl.). 3 Programmable relay outputs; 2 low voltage; 1 high-voltage 120V rated relay.
- GEMC-12V2APS-CF 12VDC Power Supply for Fire Bus**, remote supervised. Direct 120VAC connection, supports 2ea. 12V, 7Ah to 16Ah standby batts.
- GEMC-FPRINT** Parallel **Printer Module**
- GEMC-RM3008 8 Form C Relay Output** Module
- GEMC-RS232 RS232 Adapter** for serial output from Panel
- GEMC-OUT8** **PGM** Output Module, 8 open collector PGM outputs

Communication Options

- GEMC-NL-MOD** Internet Reporting Module
- SLE-CDMA-FIRE** StarLink Universal Sole Path Fire Cellular Communicator, CDMA (see next page)
- SLE-GSM-FIRE** StarLink Universal Sole Path Fire Cellular Communicator GSM (see next page)

Napco Commercial Firewolf 32pt 24V Intelligent Addressable Commercial Fire System Kit

GEMC-FW-32KT

- > 24V Panel, 32 pts via commercial addressable, wireless or conventional fire devices, 2 on onboard NACs providing up to 4A notification power.
- > Locking medium red enclosure (flush or surface mount). Houses up to 16AH battery backup.
- > 7Amp, 24V Power Supply
- > Built in horn strobe synch module on ea. programmable NAC
- > Built in dual line communicator; dual onboard serial ports; optional TCP/IP
- > New Fire Quick-Start System Programming & EZ-Maintenance Modes; Quickloader up/downloading incldg Quick access, Smoke Obscuration Reports, Automatic drift compensation for smoke detectors too
- > Nearly a mile max. wiring run - any wire type - ideal for retrofits. 24V and 12V legacy devices supported.
- > Includes Fire Annunciator (GEMC-FK1) LCD display, menu-driven, mounts anywhere on bus (Also, full keyswitch support.)

Napco Commercial Firewolf 32pt Conventional Fire System Kit - Ideal for sprinkler/waterflow

GEMC-FW-32KT GEMC-FW32CONVKT

- > 24V Panel, 32 Points via commercial addressable, wireless or conventional fire devices, 2 onboard programmable NACs providing up to 4A notification power
- > Locking, Medium Red Enclosure, 16 x 17" door, with 14.25" x 16" base (flush or surface mount). Houses up to 16Ah battery backup.
- > 4 Amp, 24V Power Supply
- > Conventional 8-zone 2-wire fire input module, for conventional 2-wire smokes or any conventional fire detection device (GEMC-F8ZCPIM)
- > Built in horn/strobe synch. module on each NAC (Wheelock/System Sensor protocol)
- > Built in dual line communicator; dual onboard serial ports
- > **New Fire Quick-Start System Programming & EZ-Maintenance Modes;** Quickloader up/downloading
 - > Menu-driven LCD Fire Annunciator mounts anywhere on bus (GEMC-FK1)

7Amp NAC Extender for Universal FACP use or with GEMC / Firewolf Systems

GEMC-NAC7S

- > 7 Amps of Power for use with NAPCO or other FACP panel brands
- > 4 onboard programmable NACs with up to 2A ea. expandable up to 24 per system
- > Regulates 24V auxiliary power
- > Distributes synched bell and strobe outputs with built-in module
- > Monitors AC, battery trouble, tamper and ground fault on Napco bus or provides universal FACP support
- > Red locking enclosure, accommodates up to 16Ah total battery capacity

12VDC Fire Power Supply for GEMC / Firewolf and Gemini Panels

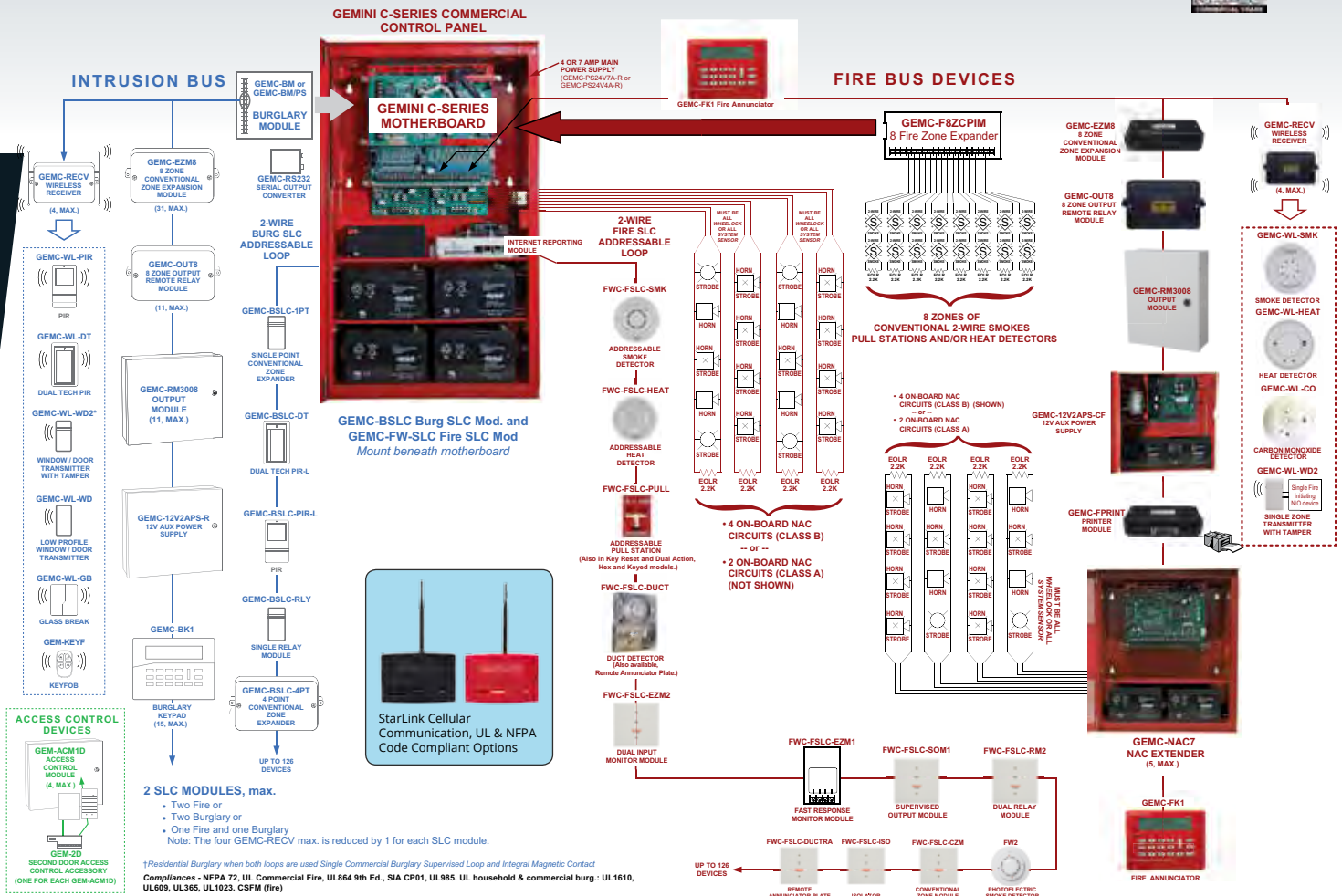
GEMC-12V2ASP-CF 12VDC

- > Power Supply for Fire Bus of Firewolf & GEMC Napco Commercial Panels, remote supervised
- > Direct 120VAC connection
- > Supports 2ea. 12V,7Ah standby batteries



Napco Commercial™ GEMC Integrated. Fire/Burglary Access Control Systems.

Napco Commercial Platform GEMC Firewolf Fire Systems and Integrated Gemini Intrusion &/or Access Options



Napco Commercial System Kits: GEMC-Integrated 255 Point GEM-C Commercial Integrated. Fire/Burg System Kit GEMC-COMBO255KT

- > 24V Panel, 255 Points via commercial addressable, wireless or conventional fire or burg. devices, 4 on board NACs, 8 partitions (No Loop Isolator/Extender required)
- > 7 Amp, 24V Power Supply
- > Burg. Module, with power supply with built in bus isolator for complete separation of fire and burg power and battery standby operation (GEMC-BM/PS)
- > Built in horn/strobe synch. module on each NAC (Wheelock & System Sensor protocol)
- > Built in dual line communicator; dual onboard serial ports
- > Quickloader up/downloading including remote smoke obscuration reporting
- > Locking, Large Red Enclosure, 16 x 25" reversible door, with 14.25" x 25" base (flush or surface mount.) Houses up to 32Ah battery backup.
- > Menu-driven LCD Fire Annunciator (GEMC-FK1) mounts anywhere on bus (Also, full keyswitch support)



GEMC-Integrated 128 Point GEM-C Commercial Integrated. Fire/Burg System Kit

GEMC-COMBO128KT

- > 24V Panel, 128 Points via commercial addressable, wireless or conventional fire or burg. devices, 4 on board NACs, 8 partitions (No Loop Isolator/Extender required)
- > 7 Amp, 24V Power Supply
- > Burg. Module, with power supply with built in bus isolator for complete separation of fire and burg power and battery standby operation (GEMC-BM/PS)
- > Built in horn/strobe synch. module on each NAC (Wheelock & System Sensor protocol)
- > Built in dual line communicator; dual onboard serial ports
- > Quickloader up/downloading including remote smoke obscuration reporting
- > Locking, Large Red Enclosure, 16 x 25" reversible door, with 14.25" x 25" base (flush or surface mount.) Houses up to 32Ah battery backup.
- > Menu-driven LCD Fire Annunciator(GEMC-FK1) mounts anywhere on bus (Also, full keyswitch support)





GEMC-Integrated 32 Point GEM-C Commercial Integrated Fire/Burg System Kit GEMC-COMBO32KT

- > 24V Panel, 32 Points via commercial addressable, wireless or conventional fire or burg. devices, 2 on board NACs, 8 partitions (No Loop Isolator/Extender required)
- > 7 Amp, 24V Power Supply
- > Burg. Module, with power supply with built in bus isolator for complete separation of fire and burg power and battery standby operation (GEMC-BM/PS)
- > Built in horn/strobe synch. module on each NAC (Wheelock & System Sensor protocol)
- > Built in dual line communicator; dual onboard serial ports
- > Quickloader up/downloading including remote smoke obscuration reporting
- > Locking, Large Red Enclosure, 16 x 25" reversible door, with 14.25" x 25" base (flush or surface mount.). Houses up to 32Ah battery backup.
- > Menu-driven LCD Fire Annunciator (GEMC-FK1) mounts anywhere on bus (Also, full keyswitch support)



Napco Commercial GEMC Dedicated Burglary System Kits

96Pt Addressable Commercial Burglary System Kit GEMC-BURG96KT

- > 24V Panel, 96 Points via commercial addressable, wireless or conventional burg. devices, 7 partitions
- > Locking, Medium White Enclosure, 16 x 17" door, with 14.25" x 16" base (flush or surface mount.). Houses up to 16Ah battery backup.
- > 4 Amp, 24V Power Supply
- > Addressable SLC Burg Module, supports up to 96 addressable SLC burg devices (GEMC-BSLC)
- > Built in dual line communicator; dual onboard serial ports
- > Quickloader up/downloading
- > Menu-driven LCD Burglary Keypad with built-in 4 zone EZM, mounts anywhere on bus (GEMC-BK1)

GEMC-ADBRG128 128pt GEMC Addressable Commercial Burglary System Kit, as above.

GEMC-ADBRG255 255pt GEMC Addressable Commercial Burglary System Kit, as above.

12VDC Burglary Power Supply for GEMC and Gemini Panels

GEMC-12V2PS-R 12VDC

- > Power Supply for Burg. Bus of GEMC Panels, remote supervised.
- > Powered by supplied 16.5V, 50VA plug-in transformer,
- > Supports 2ea. 12V, 7Ah standby batteries.
- > Backward compatible with all standard Gemini Panels, too.
- > Alarm Panel supervised power option

Note: Also available, Fire Bus Model with Direct 120VAC connection, model GEMC-12V2ASP-CF 12VDC

Add-on Napco Commercial Access option, see page 4



(Note: Housing is white in color, not as shown.)



Wireless, UL Commercial, Peripherals

GEMC-REVC Wireless 255 point RF Receiver (4/system, max.)

GEMC-WL-SMK Wireless Smoke, Photoelectric

GEMC-WL-HEAT Wireless Heat, 135° F

GEMC-WL-WD Wireless 1-pt input module

GEMC-WL-WD2 Wireless 2-input module

GEMC-WL-PIR Wireless 50' PIR

GEMC-WL-DT Wireless 40' Dual Tech'y microwave/PIR

GEMC-WL-GB Wireless Glassbreak

Wireless Gemini Commercial Carbon Monoxide Detector

GEMC-WL-CO, is a high-quality carbon monoxide (CO) detector with built-in supervised, digitally coded wireless transmitter and visual and audible alarm and low battery indicators. Designed for detection accuracy and reliability, it's part of both the Gemini and Gemini Commercial Grade wireless lines, and supported by Napco's GEM-RECV and Commercial GEMC-RECV Series Supervised Receivers, as part of GEMINI, GEMC & Firewolf Alarm Systems. This compact, white detector, with 5-3/8 diameter and 2" profile, uses a 3V Lithium Battery (CR123A) for long dependable product life. It will monitor alarms, restores, low battery, tamper and status, and is designed to meet or exceed today's rigorous life safety compliances, including testing to sensitivity limits specified in UL 2075, UL 2034.



Commercial Burglary Accessories and Options

GEMC-BM/PS Burg Module with 12V power supply provides isolated 4-wire burg bus for burg keypads and devices, plus 12V power output for aux. devices. Independent Burg. Bell output. Complete separation of fire and burg power, plus indep. burg. battery connection and charger for indep. burg. standby operation in power failure.

GEMC-BM Burg Module, isolated 4-wire burg bus for burg keypads and devices, plus 12V power output for aux devices. Indep. Burg bell output.

GEMC-BSLC Addressable SLC Burg Module, supports up to 128 addressable SLC burg devices. Up to 2 connect to GEM-C panel.

Burglary Peripherals

GEMC-BK1 LCD Burglary Keypad for Integrated. System, with 4-zone EZM built in (Requires GEMC-BM or BM/PS Module.)

GEMC-BSLC-4PT Addressable SLC 4 point input expansion module

GEMC-BSLC-1PT Addressable SLC 1 point input expansion module

GEMC-BSLC-DT Addressable SLC Commercial Dual Tech Microwave/PIR, 40 x 40'

GEMC-BSLC-PIR Addressable SLC Commercial PIR, 50 x 50'

GEMC-BSLC-RLY Addressable SLC Commercial 1 point output module

GEMC-KOTAMPERKT Mercantile Tamper Kit, for large panel enclosures, supervised. (Not necessary if housing is recess-mounted.)

For Commercial Fire Peripherals & Options, see Firewolf section pg 3

Gemini Access: Add Access Control to Gemini Alarms from the P3200 to Napco Commercial GEMC-Series



Integrate Access with Intrusion Systems:

- > Cost efficient access solution, easily added & installed, affordable for even small to mid-size installs
- > Seamless Integration with Gemini Control Panels GEMP3200, P9600, X255, GEMC; Napco Commercial Systems easily programmed with Napco Quickloader (single site programming and shared database)
- > Supports HID & Gemini Prox Cards and Readers (both offered in money-saving kits)
- > Optional PCD-Manager enduser software for corporate security or personnel departments, etc. Easy-to-use enduser Windows-based package for account management and self-maintenance provides limited enduser account control: Manage database of both alarm users and up to 1000 access control cardholders, logs, schedules, access groups, etc.(see right).
- > Plug and play - GEM-ACCESS comes ready with its own enclosure, power supply (aux. for prox readers and mag locks) and battery backup. (GEM-ACMID)
- > Fast card processing transaction speeds
- > Easily expandable by-door with affordable GEM-2D Plug-in PCBs
- > Supports HID or Gemini Prox (GEM-PX) Cards & Readers

Gemini Access

ORDERING INFORMATION:

GEM-ACM1D Access Control Module for 1 door module in metal enclosure, w/ power supply, transformer and software enhancement upgrade EPROM for Gemini alarm panel.

GEM-2D 2nd Door plug-in PCB, for use in above.

GEM-1DKIT Economical GEM-PROX Kit Module in enclosure, w/ power supply, transformer, panel prom, GEM-PX prox reader with status LED indicators, 25 Gemini prox cards.

GEM-1DKITA HID reader kit, as above, with HID Reader and 25 HID 1326 prox cards

GEM-PX Gemini prox reader with access and alarm status indicators

GEM-PXC/50 50 Additional Gemini prox cards

GEM-H1326 HID prox reader

GEM-H1326C/100 100 Additional HID cards

PCD-MANAGER Included with GEM-Access (see below) on-site mgt. software

Gem-Access' PCD-Manager enduser software for client security/personnel departments

Increases ID cardholder capacity to 1000

Napco's GEM-ACCESS Alarm/Access Control Integration System, supported by the GEMP3200, P9600 & X255 and Napco Commercial GEMC Security Panels, enables you to give your accounts optional Windows-based software to give their security and/or personnel departments limited control of their premises' alarm and access systems and authorized users, while safeguarding your system configurations, dealer codes, account ID's, central station number, etc. safely away from view. Plus, dealers can personalize the look of the account's software to represent their company, including options for uploading alarm company logos, website, tech support contact info., etc. with easy-to-use dealer customization utility built in.



Firewolf Conventional Fire / Lifesafety Devices

Advanced photoelectric smoke detectors

Proven to more accurately detect a wide range of fire types and to reliably, outperform conventional photoelectric detectors. Detects virtually all types of fires including paper, wood, gasoline, polystyrene, and smoldering fires.



FW-2 2-WIRE

FW-4 4-WIRE

- > Low Profile
- > RF/Transient Protection
- > Two built-in power/sensitivitesupervision/alarm LEDs
- > Non-directional smoke chamber
- > Vandal resistant security locking feature
- > Removable smoke labyrinth for cleaning or replacement

FW2H ALSO AVAILABLE WITH HEAT SENSOR

- > With built-in thermal heat sensor for more fire codes requiring 135degrees F fixed



More sound in fire...

Firewolf 2-Wire Smoke Detectors with built-in 85db sounder and Line Reversal Module

FW2S Smoke Detector with built-in sounder

FW-RM1 Reversal Module

Advanced photoelectric smoke with built-in thermal heat detector



FW2-H 2-WIRE WITH HEAT, FW4-H 4-WIRE WITH HEAT

Same features as FW-2 & FW-4 plus -

- > Built-in thermal heat sensor for more fire codes requiring 135degrees F fixed.

Conventional pull stations

FWC-CNV-PULL Conventional Single Action Pull Station, with Hex Reset

FWC-CNV-PULLK Conventional Single Action Pull Station, with Key Reset

FWC-CNV-PULL2 Conventional Dual Action Pull Station, with Hex Reset

FWC-CNV-PULL2K Conventional Dual Action Pull Station, with Key Reset



Note: Photo may differ slightly from actual item.



StarLink CELLULAR/IP RADIOS

See all StarLink models by application and feature pg 10



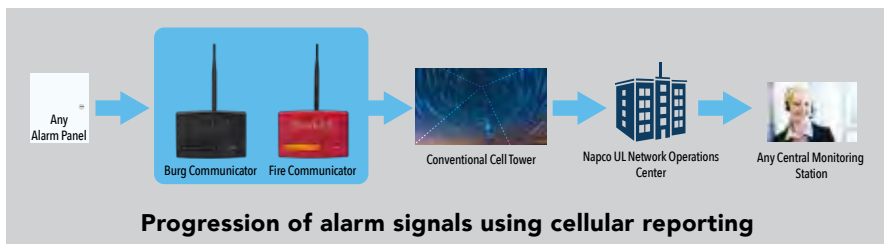
StarLink

Napco StarLink Alarm Communicators for Universal Cell &/or IP Reporting - Sole or Dual Path Models

- > Universal – Work on ALL panels and applications
- > Report to any Central Station via dial-up or IP
- > Work with all Contact ID and 4/2 reporting formats
- > Nationwide Coverage AT&T or Verizon CDMA – Works even in fringe areas
- > Full data primary or backup reporting
- > Easiest, fastest installation & activation with auto-dialer capture
- > Powered by Panel, low current 71mA. (No separate power supply required.) Mercantile Models also available in locking metal enclosure.
- > Available in Canada on AT&T® Network
- > Generous Tradeup Incentive Offer on unlimited radios, ALL models

SPECIFICATIONS, STANDARD MODELS

- > Dimensions: 5-3/8" x 7-7/8" x 1-7/8" (HxWxD)
- > Weight: 13.5 oz.
- > Three hardwire trigger inputs
- > Three PGM outputs, open collector, 3V (active), 50 mA (idle)
- > Operating Temperature: 0 to 49° C





StarLink Fire™

CELLULAR/IP COMMERCIAL FIRE



StarLink Fire™

StarLink Fire™: Meet Fire Code & Replace Leased Phonelines with Commercial Fire Alarm Communicators

UNIVERSAL SOLE & DUAL PATH CELLULAR &/OR IP, STANDARD & MERCANTILE MODELS

- > NFPA 72/UL-Compliant Commercial Fire Alarm Reporting for any brand 12V-24V panel / FACP using Contact ID or 4/2
- > New Dual Path Models for IP & Cellular Communications
- > Communicate critical life safety alarm reports on reliable, cyber-protected multibillion-dollar cellular nationwide networks for maximum security & liability protection
- > Full data, primary or backup, Verizon Network Certified® or AT&T® Networks; Cellular &/or IP, standard or mercantile models
- > Economical service plans to meet any code

See all StarLink models by application and feature pg 10

SPECIFICATIONS, STANDARD MODELS

- > Dimensions: 5-3/8"x 7-7/8"x 1-7/8" (HxWxD)
- > Weight: 13.5 oz.
- > Three hardwire trigger inputs
- > Three PGM outputs, open collector, 3V (active), 50 mA (idle)
- > Operating Temperature: 0 to 49 °C
- > 12V - 24V Universal FACP Support
- >

12V-24V FACP Support



NFPA 72 Editions 2016, 2013, 2010, 2007. UL 864 10th Edition, UL1610, UL985, UL1023; CSFM; NYCFD



StarLink
connect



StarLink Connect™

Connect with Today's Smart Cellphone-Centric Consumers

Connect to Report Alarms on Nation's Most Secure Multi-Billion Dollar Networks

Connect All at Once, with All in-One Solution:

FIVE-IN-ONE:

- 1 Universal Dual Radio: IP &/or Cellular Alarm Dual Reporting
- 2 Full Support for Growing List of Major Panels & Brands, Full Up/Downloading, Full Bus Communications Data
- 3 Full Virtual Keypad Smart App, Mirrors the Real Keypad on the Wall
- 4 Full Bus-Based SMS/MMS Notifications Powered by iBridge
- 5 "Z-Option" adds Z-Wave Device Control for Connected Home & Scenes

See all StarLink models by application and feature pg 10

5-in-1



Growing List of Fully Supported Panels/ Brands† - Scan below or go online

One and Done: Takeover & Connected Home Upgrade for Virtually Any Account:

- > **Upgrade Accounts' Alarm Reporting** from older networks to choice of Verizon Network Certified or AT&T
- > **Generous Trade-up Incentive** available when you upgrade from old radios, networks or landlines see npscosecurity.com/starlink
- > **Upgrade/Takeover Virtually Any Existing Alarm System** - Provide the Very Latest Features & the Smartphone Remote Interactive Control Today's Consumers Want
- > **Use with Your Favorite Panel Brand(s)‡ & Any Central Station**
- > Choice of Verizon Network Certified® or AT&T® Network Models, for reliable life-safety reporting on Nation's multibillion-dollar cellular networks for maximum security & liability protection
- > **Easy Installation in Minutes** & Real Equipment Cost Savings - 5-in-1 Functions from One Unit
- > **Full Remote Up/Downloads** with Top Brands' Original Panel Program‡
- > **Smart Remote Virtual Keypad & SMS/MMS Text & Live Video Notifications** using any/all keypad bus activities & events - Powered by iBridge® (App on iTunes® & Google Play®)‡
- > 'Z-Option' Models also include Built-in Z-Wave Device Control

FULL UNIVERSAL SUPPORT OF GROWING LIST OF BRANDS



Honeywell®



DSC®



NAPCO

PLUS Get Support for Any Brand/Any Panel:


Add radio, remote On/Off App, SMS Messages & Connected Scenes upon Arming/Disarming with Z-Wave control to any/all panels with keyswitch input (requires Z-model)***

*Note: Universal Communications support for Any Panel Brand Communicating in Contact ID or 4/2. †For growing list of competitive panels with full StarLink Connect up/download/bus-data support, by-model scan QR code side. Note: Z-Wave device/scenes support requires StarLink Connect "Z" model.

*** Support of On/Off App, SMS & Connected Scenes upon Arm/Disarm with Z-Wave available for any/all panel brands with keyswitch input. Specifications and promotions are subject to change without prior notice.

StarLink Communication Technologies Solutions: Full Model Reference Guide

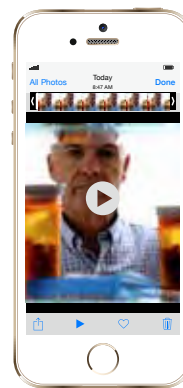
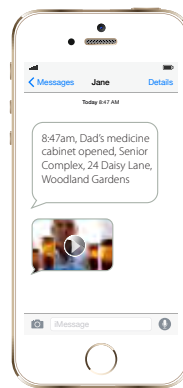
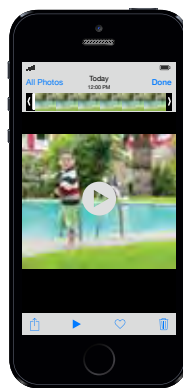
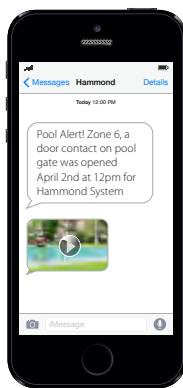
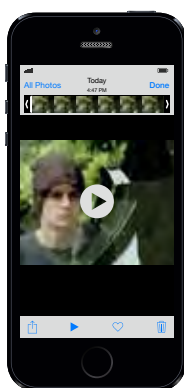
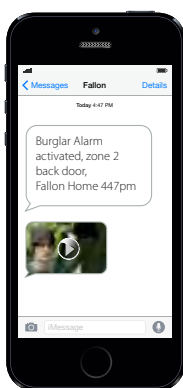
StarLink	Sole Path or Dual Path	Application/ Code	Universal Panel Alarm Reporting	Uses Any Central Station	Powered by Panel	Full Panel Up/ Downloading	Special Features	Choice of Service	Model No.
	1 CELLULAR	 UL864, NFPA 72, CSFM, NYCFD (backup)	All Panel Brands ✓	✓	✓	All Napco			SLE-CDMA-FIRE SLEGSM34GFIRE
	1 CELLULAR	 UL864, NFPA 72, CSFM, NYCFD (backup)	All Panel Brands ✓	✓	✓	All Napco	Mercantile/ Metal		SLECDMA-CFB SLE3/4G-CFB
Direct 120VAC w/ Power Supply 	1 CELLULAR	 UL864, NFPA 72, CSFM, NYCFD (backup)	All Panel Brands ✓	✓	Direct 120VAC w/ Power Supply	All Napco	Provision for Backup Batt'y & Plug-in Xformer		SLE-CDMA-CFB-PS SLE3/4GCFB-PS
	2 CELL &/OR IP	 UL864, NFPA 72, CSFM NYCFD	All Panel Brands ✓	✓	✓	All Napco			SLE-CDMAI-FIRE SLEGSM34GIFIRE
	2 CELL &/OR IP	 UL864, NFPA 72, CSFM NYCFD	All Panel Brands ✓	✓	✓	All Napco	Mercantile/ Metal		SLECDMAI-CFB SLE3/4GI-CFB
Direct 120VAC w/ Power Supply 	2 CELL &/OR IP	 UL864, NFPA 72, CSFM NYCFD	All Panel Brands ✓	✓	Direct 120VAC w/ Power Supply	All Napco	Provision for Backup Batt'y & Plug-in Xformer		SLE-CDMAI-CFB-PS SLE3/4GICFB-PS
	1 CELLULAR	 UL 985, 1610, 1023	All Panel Brands ✓	✓	✓	All Napco			SLE-CDMA SLE-GSM3/4G
	2 CELL &/OR IP	 UL 985, 1610, 1023	All Panel Brands ✓	✓	✓	All Napco			SLE-CDMAI SLE-GSMI-3/4G
	1 CELLULAR	 UL 985, 1610, 1023	All Panel Brands ✓	✓	✓	All Napco	Mercantile/ Metal		SLECDMA-CB SLE3/4G-CB
AC Transformer 	1 CELLULAR	 UL 985, 1610, 1023	All Panel Brands ✓	✓	✓	All Napco	Plugin Xformer (Inside Power Supply & Provision for Backup Batt'y)		SLECDMA-CB-TF SLE3/4G-CB-TF
	2 CELL &/OR IP	 UL 985, 1610, 1023	All Panel Brands ✓	✓	✓	All Napco	Mercantile/ Metal		SLECDMAI-CB SLE3/4GI-CB
AC Transformer 	2 CELL &/OR IP	 UL 985, 1610, 1023	All Panel Brands ✓	✓	✓	All Napco	Plugin Xformer (Inside Power Supply & Provision for Backup Batt'y)		SLECDMAI-CB-TF SLE3/4GI-CB-TF
4-in-1 and Done: Takeover/Upgrades 	2 CELL &/OR IP	 UL (pend'g)	Report All Panel Brands ✓	✓	✓	Honeywell® DSC® Napco + more	Full Emulated Remote Keypad, Bus Data & FullNotifications. WiFi Option		SLE-CDMA-C SLE-GSM-3/4G-C
Full Connected Home & Z-Wave Hub 	2 CELL &/OR IP	 UL (pend'g)	Report All Panel Brands ✓	✓	✓	Honeywell® DSC® Napco + more	All above plus Built-in Z-Wave Control for Connected Home		SLE-CDMA-Z SLE-GSM-3/4G-Z



- SMS and/or MMS Text Notifications with Video Alerts - Reminders, Confirmations & Exceptions. Supports all phone types
- Solve any issues they're notified of with iBridge remote Connected Home Services (lock/unlock the door, arm the alarm, adjust HVAC, shut off lights, etc)
- Show what was happening, both before and after the alarm or event, with Live Video Alerts incldg 10-Sec. Pre-and Post-Event Video Clips. Go-Live option, too.
- Broadband-based, Multimedia Technology for Hi-Res 20FPS VGA Live Video delivered right on their mobile devices (w/o logging in elsewhere)
- Consumers Easily Select & Customize the Notifications they Want & Who Gets Them
- More Intelligent EZ Messages-Created from any system activity on the panel bus:

- Zone, or group of triggers, time, user, alarm, event or grouped events, in easy terms, e.g. door unlocked, security system disarmed (or not), gun-or liquor-cabinet opened, dispensing meds. (or lack of), kid (name here) returned home, HVAC low temp alert, side pool gate ajar.
- Backward-Compatible. For New & Retrofit Gemini or iBridge Accounts
- Add on with choice of iBridge Z-Remote Modules or StarLink Connect
- With StarLink Connect, add Messenger Notifications to any brand panel using bus-data or keyswitch input (for more see pg 9)

iBridge Messenger SMS/MMS Notifications & Reminders is a selectable option for the connected home service on www.napcomnet.com.



If there's an alarm in progress, get a text message, and a video clip to click on, to see what's going on

Know when the pool gate is opened, while no one should be there. See who is, with a click right in the message....

Set worries aside, knowing, even seeing for yourself, dad took his meds on time, or the kids came home from school safe and sound, and get notified with a text, if they didn't.



Connect Better with Accounts & Prospective Customers



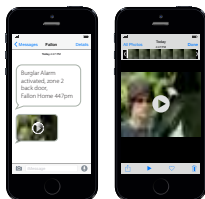

 **Security**

Now it's easy and affordable for your customers to add remote control of their security system by taking advantage of iBridge Connected Home Services and Messenger SMS/MMS Notifications



Locking

Now your customers don't have to worry if they left the door unlocked or the garage door open. They can have complete remote control over all the entry points to their home



 **Video**

Your customers can easily check up on their home, their loved ones and valuables, and see what's actually happening in the event of an alarm with live MMS Video alerts



Appliances

Once programmed your customers can remotely control their appliances using the iBridge system with their smart phone or tablet



 **Climate**

Control thermostats automatically, and on-the-go with iBridge's easy to use mobile app, your customers can always come home to a comfortable environment



Scenes

Your customers can program different lighting and thermostat settings to have them set exactly how they want them with their changing moods



 **Lights**

Have your customers take control of their energy use by controlling their lights automatically and on-the-go



Connect Your Business for Efficiency & Profits

Minimize Equipment and Costs:

**STARLINK CONNECT
Z-MODEL W/ BUILT-IN
Z-WAVE HUB**

- > Economical 5-in-1 unit for easy, quick installation and low equipment cost
- > Full Compatibility: Dual Path Radio, Virtual Keypad, Up/Downloading, Text/Video Notifications & Z-Wave Scenes powered by iBridge on Napco, Honeywell®, DSC® Panels and growing list.
- > Plus, for any brand panel with keyswitch input - Add Radio, Remote On/Off App, SMS Messages & Connected Scenes tied to arm/disarm events
- > *Easily economically retrofit virtually any of millions of security systems nationwide -Easy one-and-done migration path* to easily upgrade a dealer's own existing account base or takeover virtually any security system anywhere



OR

**IBRIDGE Z-REMOTE MODULE
ALSO IN WIFI MODEL**

- > Adds Remote Services & Z-Wave Device Control in one easy module
- > Supports standard Z-Wave Devices and provides superior range



No-Roll Service Calls Via APP

Set up & update systems right from your smart device for No-Roll™ service calls with the iBridge App! Advanced Scenes and Schedules, once only for high-end homes – Now made easy and affordable. Plus, they auto-backup to the Cloud. Remote flashable firmware upgrades helps avoid road trips, too.



Preferred Pricing

Become part of the iBridge Connected Home Dealer Program, and take advantage of this rapidly growing, RMR-building category of services and all these benefits, many exclusive to Authorized Dealers



Lead Generating Website

Dealer Program Members get qualified leads targeted specifically within your own local market by using Google Adwords/PPC to connect potential buyers directly with your company and company website, increase image and exposure



Marketing & Coop Program

We'll provide a Turn-Key assortment of Members-Only marketing materials customized for your company- All you need to get started is your completed contract, a high-resolution electronic logo and contact info



Free Training

We'll train you and your team when you need it, and where you need it, nationwide



Service Hotlines

iBridge Connected Home Dealer Program Members can use Members-Only customer service & Tech Support hotlines for speedy care when you need it



iBridge Video™: Affordable Professional Quality Hi-Res. Remote Video - Use alone or integrate with iBridge Connected Home

WiFi Camera Features:

- > Put video accounts online in as little as 10 minutes
- > Upsell your residential & small business alarm accounts on very affordable video for incremental RMR
- > High HD resolution remote video up to 20 frames per second at HD res (1280 x 960)
- > 32GB Onboard HD video storage, for up to 7 days, viewable from App or online.
- > Choice of new cameras, including outdoor dome model, all including one year of
- > subscriber service. (See models pg xx)
- > New outdoor dome camera with choice of WiFi or POE connectivity and mounting options for wall, ceiling or eave. Ingress protection & vandal resistance, IP67, IK10.
- > No dedicated wireless access point required
- > Easiest 802.11 camera enrollment: Scan QR code, name camera and enroll in seconds
- > Free Apps for standalone remote video or as part of iBridge Connected Home (including integral review of optional IVR archived video) on iTunes® and GooglePlay®
- > Cameras support full duplex, 2-way audio through App - Talk to premises live (excludes outdoor dome camera model).

Or, Use Your Own Analog Cameras with Single Channel Gateway option.

Plug in CAT5 cable into router and simply enroll into network converting analog data into high-quality IP.

INTERNET VIDEO RECORDER OPTION

Continuously record and store 90 days of video from up to six cameras with model **IVR-IT** for 1 Terrabyte of storage or model **IVR-4T** for 1 year of storage, or 4 Terrabytes. All viewable online or via iBridge Video App (above).



High HD resolution remote video online or on a smart device up to 20 frames per second at HD res (1280 x 960).



iBridge Video™ Wi-Fi IP Indoor & Outdoor Cameras for Remote Video



	WiFi Fixed Camera	WiFi P/T Camera	WiFi Mini Dome Camera
Model	ISV2-CAM	ISV2-PT	ISV2-DOME
WiFi IEEE 802.11 b/g/n	2.4GHz	2.4GHz	2.4GHz
Hi-Def. Image Sensor	1/3" 1.3MP CMOS	1/3" 1.3MP CMOS	1/3" 1.3MP CMOS
App for Standalone Remote Video	New iBridge® Video App (iTunes/GooglePlay)	New iBridge® Video App (iTunes/GooglePlay)	New iBridge® Video App (iTunes/GooglePlay)
App for Integrated Video as a part of Connected Home	iBridge® App (iTunes/GooglePlay)	iBridge® App (iTunes/GooglePlay)	iBridge® App (iTunes/GooglePlay)
iBridge Messenger, Video Notifications, MMS	MMS live pre/post video clips sent as Push Notifications to mobile App	MMS live pre/post video clips sent as Push Notifications to mobile App	MMS live pre/post video clips sent as Push Notifications to mobile App
Special Features	PIR w/ 19.7' Range		PoE-Ready
Lens	2.8mm/F2.2	3.6mm/F2.1	2.8mm/F2.0
FOV-H	92°	72°	92°
Day/Night	Auto ICR	Auto ICR	DWDR, Day/Night (ICR), 3DNR, AWB, AGC, BLC
Wide Dynamic Range	DWDR	DWDR	DWDR
Night Vision, Max IR Distance	32.8' (10m)	32.8' (10m)	98.4' (30m)
Video Compression	H.264	H.264	H.264
Max. Resolution	1.3MP (1280x960)	1.3MP (1280x960)	1.3MP (1280x960)
Frame Rate, Max.	25/30fps@1.3MP	30fps@1.3MP	30fps@1.3MP
Pixel-Based Motion Detection	Yes	Yes	Yes
Pan/Tilt/Rotation	Pan 0° -360°; Tilt 0°, 90°; Rotation 0-360° (fixed)	Pan 0°-355°; Tilt 0°- 90°	Pan 0° -355°; Tilt 0°- 90° (fixed)
Pan/Tilt/Range	n/a	Pan 0° -355°; Tilt 0°- 90°; 25 preset	n/a
Audio In/Out, 2-Way thru App	True 2-Way, Built in Mic/Speaker	True 2-Way, Built in Mic/Speaker	n/a
7 Day Memory, Onboard	32GB	32GB	32GB
Color	White/Gray	White/Smoke	White/Clear
Mounting (std hardware incld)	Shelf/Wall	Shelf/Wall	Wall/Ceiling/Eave
Optional Mounting Accessories			Optional Mounting Bracket ISV2-or Optional Waterproof Round Junction Box
Other Available Accessories			4-Port or 8-Port PoE Switch
Compliances	CE, UL, FCC	CE, UL, FCC	CE, UL, FCC; IP67, IK10
Operating Temperature	14° ~ 113°F, Less than 95%RH	14° ~ 113°F, Less than 95%RH	120°C to 50°C; 14°F to 122°F
Dimensions , max.	5"H x 3"W x 3.25"	3.7" X 3.7" x 3.7"	4.33" x 3.19"
Power Supply, included	DC 12V	DC 5V2A	DC 12V
Weight	5.5oz	7.76 oz	1.2lbs

Ordering Information for iBridge Video Wireless Cameras & Accessories

ISV2CAM WiFi Hi-Def. Fixed Camera with built-in PIR, true 2-way audio built in mic/speaker and 32GB onboard video storage (up to 7 days HD video 720p). Professional grade, fast-connect, up to 20/30 fps 2.4GHz WiFi 802.11 b/g/n, 1.3MP (1280x960) CMOS High Def. Sensor. Provides subscribers MMS Video Push Notifications on smart mobile devices with 10 second alarm/event alerts. White/Gray styling, Shelf or wall mount. 5x 3 x 3.25" Includes power supply and mounting hardware. Use as standalone remote video with iBridge Video App or as part of iBridge Connected Home with iBridge App. Includes 12mos. subscriber service. (Supports all current wireless routers – no special WAP required.)

ISV2-PT WiFi Hi-Def. Pan/Tilt Camera, true 2-way audio built in mic/speaker and 32GB onboard video storage (up to 7 days HD video 720p). Professional grade, Professional grade, fast-connect, up to 30 fps 2.4GHz WiFi 802.11 b/g/n, 1.3MP (1280x960) CMOS High Def. Sensor; Pan 0-355 degrees and Tilt 0-90 degrees. Provides subscribers MMS Video Push Notifications on smart mobile devices with 10 second alarm/event alerts. White/Smoke styling, Shelf or wall mount. 3.7 x 3.7 x 3.7". Includes power supply and mounting hardware. Use as standalone remote video with iBridge Video App or as part of iBridge Connected Home with iBridge App. Includes 12mos. subscriber service. (Supports all current wireless routers – no special WAP required.)

ISV2-DOME WiFi Hi-Def. Indoor/Outdoor Dome Camera with POE option and 32GB onboard video storage (up to 7 days HD video 720p). Professional grade, Ingress & Vandal- Protected Weatherproof camera (IP67, IK10) for wall, ceiling or eave mounting. Professional grade, fast-connect, up to 30 fps 2.4GHz WiFi 802.11 b/g/n, 1.3MP (1280x960) CMOS High Def. Sensor. Provides subscribers MMS Video Push Notifications on smart mobile devices with 10 second alarm/event alerts. White/Clear styling 4.33 x 3.19". Includes power supply and mounting hardware. Also see optional Mounting Bracket and Round Waterproof Junction Box and optional 4- or 8-Port POE Switch. Use as standalone remote video with iBridge Video App or as part of iBridge Connected Home with iBridge App. Includes 12mos. subscriber service. (Supports all current wireless routers – no special WAP required.)

ISV2-DM MTB Optional Round Junction Box for Dome Camera

ISV2-DM BKT Optional Wall Mounting Bracket for Dome Camera

ISV2-POE-4P 4 Port PoE Switch, optional accessory for ISV2-DOME camera, above. Two-layer industrial POE switch, MAC auto study and aging, MAC address list capacity is 8K. Support IEEE802.3af, IEEE802.3af standard.

ISV2-POE-8P 8 Port PoE Switch, optional accessory for ISV2-DOME camera, as above, but includes 8 ports.

ISEE-IVR-4T/12 Optional Four-Terrabyte Internet Video Recorder, 8 Channels Fully supervised; an ideal replacement for old DVRs, plus a new RMR stream. Provides full time HD 720P (1280x960) recording of up to 4 cameras for at least 180 days with full review and easy search functions H.264/MJPEG video compression, HDMI, VGA display, 1x100M Port Ethernet, also includes USB 2 Ports for backing up video to USB 2.0. DC12V/2A power supply (included). Includes 12mos. subscriber service.

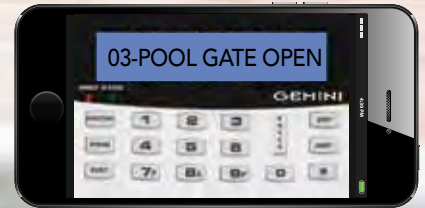
ISEE-IVR-1T/12 Optional One-Terrabyte Internet Video Recorder as above, but HD 720P recording of up to 4 cameras for at least 45 days. Includes 12mos. subscriber service.



Note: iBridge Video Camera styling subject to change without prior notice.



"My Remote Keypad" App on iTunes & Google Play



IREMOTEMOD/12

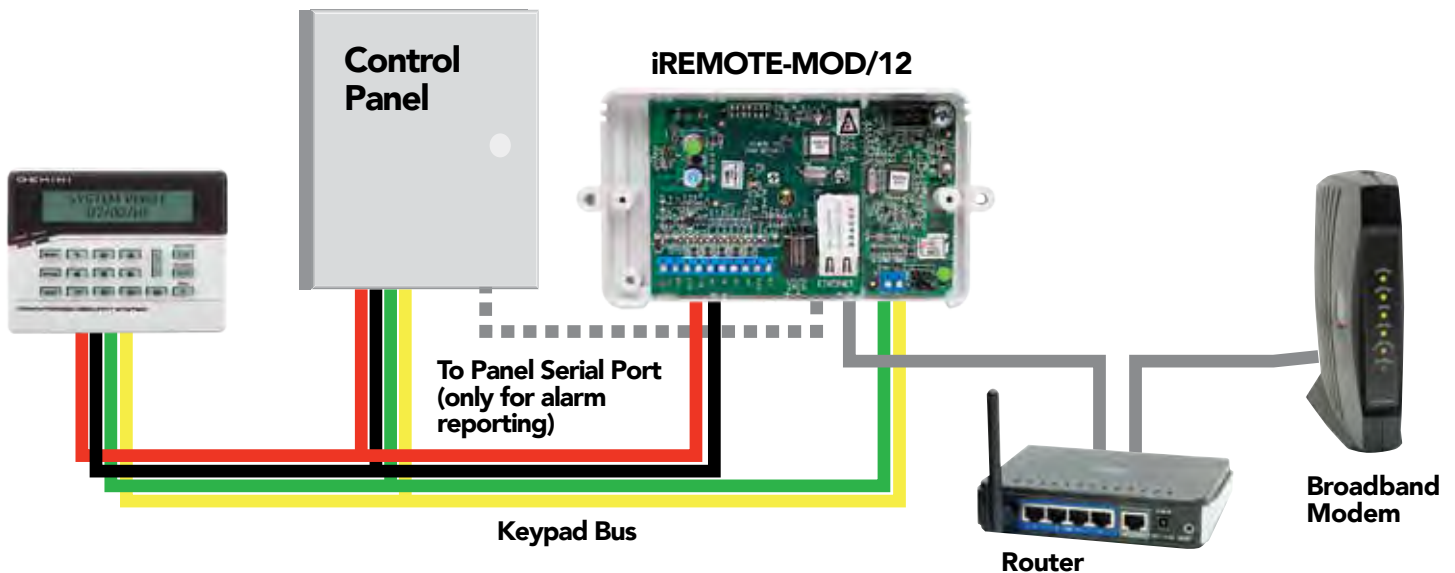
- > Remote keypad access anywhere, works & looks like any Gemini keypad model.
- > Supports all Gemini model panels and keypads
- > Remote control Gemini Virtual Keypad with Free 12-months account access on Free custom dealer web site
- > Simply wire iRemote™ Module on the panel's keypad bus.
- > Exactly mirrors keypad on premises for easy 24-7 control via web and PC or smartphone
- > 100% full-function "keypad" for easy remote troubleshooting without making a service call

- > Bonus functionality - Up/download to panels via internet in just seconds; alarm reporting to central station via internet
- > **Free downloadable apps from iTunes & Google Play**
- > **Panel Compatibility** GEM-X255, GEM-P9600, GEM-P3200, GEM-P1664, GEM-P1632, GEM-P816

Ordering:

- > **iRemoteMod/12** Module with 12 months subscriber access, included
- > **iRemote64Pak** with GEMP1664 4-Area Panel, Talking GEMK1VPS Keypad and transformer, and iRemoteMod/12.

Wiring of iRemote Module on Keypad Bus



Smart Phone, Smart Home & Touchscreen Control, too



New Dim Mode for Bedrooms, etc.



Door-style keypads

GEM-DK1CA

- > Contemporary, pure black and white styling
- > Door covers keys for cleaner lines & prevents unwarranted use
- > Bright blue backlit custom LCD display & alphanumeric zone directory
- > Blue backlit keys brighten to the touch and feature easy stay and away functionality
- > Built in 4-zone expander
- > 3 built in panic buttons
- > Familiar Napco operation, identical usage and programming to GEM-K1CAe2
- > Distinctive new look distinguishes dealers from competitive alarm companies

(Also available in digital model GEM-DK3DGTL, shown left)

Talking, Multifunction Keypad with voice assist, UL siren & pet PIR built in

GEM-K1VPS

- > For use with GEMP1664 and GEMP1632 Panels, for 64 or 32 user codes, each
- > Talking voice prompts (adjustable volume)
- > Large blue custom alpha display
- > Built-in 88db burg/fire alarm siren (temporary hush mode)
- > Built-in wide-angle 25' pet PIR and smart occupancy sensor
- > Supports event log viewing
- > Optional temperature display (with GEM-TEMP64 module) (see Gemini Accessories pg. 23)





Custom alphanumeric keypads

GEMK1CA AND GEMRP1CAE2

- > Deluxe 32-character backlit, menu-driven, dual-line display
- > Custom alphanumeric zone directory
- > Built-in 4 Zone expansion module
- > Display of wireless transmitter signal strength 1-10
- > EZ Keypad Programming2 with actual Q&A's
- > Intuitive, stay & away ease-of-use buttons, for easy one button arm and easy instant (hold-down) with the GEMK1CA. Traditional interior and instant keys with the GEMRP1CAe2
- > Large soft touch backlit keys with tone
- > Backlit displays for easy reading
- > Wireless transmitter signal strength indication
- > Fire, police and auxiliary programmable panic keys
- > Fingertip reference chart



Alpha/symbol keypads

GEMK2AS AND GEMRP2ASE2

- > Unique backlit, combination alphanumeric and symbol display
- > Intuitive, stay & away ease-of-use buttons, for easy one button arm and easy instant key (hold-down) with the GEMK2AS. Traditional interior and instant keys with GEMRP2ASe2
- > Large soft touch backlit keys with tone
- > Backlit displays for easy reading
- > Wireless transmitter signal strength indication
- > Decor friendly soft white design
- > Fire, police and auxiliary programmable panic keys
- > Fingertip reference chart



Keypad with built in wireless 32 pt. Gemini RF receiver

GEMK4RF

- > Built-in 32 Point Gemini wireless receiver for labor-saving convenience
- > Large backlit, fixed English display
- > Proven crystal-control wireless performance
- > Supports all Gemini transmitters
- > Intuitive, stay & away ease-of-use buttons, for easy one button arm and easy "instant" (hold-down)
- > Large soft touch backlit keys with tone
- > Wireless transmitter signal strength indication
- > Decor friendly soft white design
- > Fire, police and auxiliary programmable panic keys
- > Matching keypad without-receiver GEMK4



Digital keypads

GEMK3DGTL AND GEMRP3DGTL

- > Vivid dual 7-segment digital display keypad
- > Intuitive, stay & away ease-of-use buttons, for easy one button arm and easy instant (hold-down) with the GEMK3DGTL Traditional interior and instant keys with the GEMRP3DGTL
- > Large soft touch backlit keys with tone
- > Backlit displays for easy reading
- > Wireless transmitter signal strength indication
- > Decor friendly soft white design
- > Fire, police and auxiliary programmable panic keys

Smart Keypads to Smart Homes: Gemini Makes it All Simple.



New! **iBridge Touch Series** Touchscreens, Wireless WiFi or Hardwire LCD Models

IBR-TOUCH TOUCHSCREEN (HARDWIRE MODEL)

IBR-TOUCH-WL TOUCHSCREEN (WIRELESS MODEL)

- > Touchscreen GUI for Use with Gemini Panels
- > Wall-mounted touchscreen control of security system and more
- > WiFi or Hardwired models
- > 7" Color full-screen TFT high-resolution capacitive display (1024 x 600)
- > High-speed, Quad-Core processor
- > Provides full Gemini Keypad Security functions, in GUI or conventional keypad mode.
- > Thin, slim profile
- > Optionally integrates with iBridge Smart Automation &/or iBridge Video Camera viewing
- > All Integral LCD Keys for clean appearance
- > Powered by panel or 12V plug-in transformer

Gemini BioReader Outdoor Digital /Fingerprint Keypad



GEM-BIOREADER/MS

- > Indoor/outdoor digital keypad with a highly-advanced and accurate optical biometric fingerprint reader for integrated control of any Gemini security system or as state-of-the-art standalone access control use for alarm systems, garage door operator control, lighting, etc. with relay activation.
- > Increases the security of the system Biometric ambush feature sends silent



alarms. Use pre-selected and enrolled finger to silently call the police during push ins and robberies

- > Convenient for consumers- No keys or cards to carry, no codes to memorize and remember
- > Eliminates code pass-along. With children or employee-turnover - you can't pass along a fingerprint!
- > Users. System supports 100 biometric fingerprints, that can be mapped to Panel User Codes for logging who armed/disarmed.
- > Supervised (e.g., reports if unit is ripped from building)
- > Durable metallic silver powder-coat finish.
- > Residential applications Keyless use ideal for children; Memory-free for elderly; Easy Residential alarm and garage door control.
- > Commercial applications such as gate control and parking lot access; restricted access to sensitive pharmaceuticals, weapons, supplies and more.



800-Series' classic custom alphanumeric keypad with stay & away keys

GEMRP8LCD

- > Deluxe 32-character backlit dual-line custom alpha display & directory
- > Built-in 2 zone expansion module
- > Display of wireless transmitter signal strength



GEM-K800 and GEM-RP8 numeric LED keypads

- > Backlit keys and vivid red LED numeric display
- > Traditional-key style **GEM-RP8** supplied with GEMP801/P800
- > Stay & Away version GEM-K800 available



Express LED/Door Keypads

(for Express panels only)

RP-X6 & RP-X4

- > Door-styling, conceals keys Backlit keys and
- > Multilingual , vivid LED symbol & numeric display
- > RPX-6 supplied with XP600; RPX-4, with XP400

Universal Keypad Receiver Kits



Bi-directional LCD keyfob compatible with all major alarm panel brands

2WAY-UNIVKFKIT

- > Bidirectional keyfob with LCD status icon display and sounder.
- > System Status is indicated on its LCD display with 8 intuitive icons (a lock, a house, a flame, etc.) plus corresponding audible beeps
- > Universal panel compatibility with most major control panel brands, using bus or keyswitch input (including bus operation on NAPCO's Gemini & Magnum plus Honeywell)
- > Complete kit with dedicated 2-way Keyfob Receiver and one fob in 2WAY-UNIVKFKIT ; or add on up to 6 more fobs, sold separately 2WAY-UNIVKF



Universal value keyfob... works with any alarm panel brand with keyswitch

UNIVKIT1

- > Simple 2-button Arm/Disarm operation with LED indicator; optional panic
- > Works with all control panel brands with keyswitch input
- > Long range yet compact
- > Complete kit with dedicated Keyfob Receiver (1-way) and one fob in **UNIVKIT1**; or add a second keyfob (max. 2), sold separately **UNIVKF1**



GEMINI



Expandable Gemini hybrid controls feature:

- > Wide choice of designer keypads for every application and budget
- > **iBridge App & Touchscreen/Tablet** for integrated security, climate, lighting or video control or **iRemote Virtual Keypad App** for smartphones/devices
- > **Control4® Certified** SDDP and Ethernet Integration C4 Controller can seamlessly use all Napco Bus detected activity for triggering home automation.
- > Support all major communication formats plus **internet & StarLink Wireless Radios**, universal primary/back-up communicator (hi-speed up/downloads from Gemini Panels)
- > Up/downloading, including unique PC-preset unattended method
- > EZ-Programming mode at keypad
- > Choice of Gemini RF receivers & transmitters
- > Multi-stage lightning protection
- > Event log with open/closes suppression
- > Telco line cut supervision
- > Fuseless, maintenance-free operation
- > Transformer, supplied



Gemini X255 is the expansive hardwire/wireless control offering 255 fully-programmable zones, 195 users, fuseless operation & supports the full line of top performing Gemini Wireless

FEATURES:

- > 8 to 255 hardwired zones or wireless zones/pts
- > Expandable using 8-zone GEM-EZM8 expansion modules
- > Up to 96 fire zones, with 8 2-wire fire zones

- > Up to 8 areas
- > Up to 195 user codes with open/close by user
- > 3 On-board relay output & 1 prog. lug
- > Up to 96 relays
- > Supports 4 wireless receivers
- > Supports 15 GEMRP1CAE2 or K1CA keypads
- > Up to 2 interior bypass groups
- > 800 Event log w/ open/close suppress
- > Auto arm/disarm
- > 255 Event scheduler
- > GEM-ACCESS access control compatibility

Gemini P9600 powerful multi-tasking hybrid control panel feature-rich for security applications and home automation integration

FEATURES:

- > 8 to 96 hardwire zones/points
- > Including 8 2-wire fire zones
- > Up to 96 user codes

- > Up to 8 areas
- > 3 On-board relay outputs; expandable to 96
- > 1 On-board programmable lug
- > Up to 4 RF receivers
- > Up to 15 keypads
- > Up to 2 interior bypass groups
- > 800 Event log
- > Auto arm/disarm
- > 255 Event scheduler
- > GEM-ACCESS access control compatibility

Gemini P3200, a popular, all-around 8 zone hybrid control expandable to 32 zones or 48 wireless points

FEATURES:

- > 8 to 32 hardwire or wireless zones/points; up to 48 RF wireless points
- > Including 2 2-wire fire zones
- > Up to 48 user codes
- > Up to 2 areas

GEMP3200 cont'd

- > Fuseless, maintenance-free operation
- > 3 On-board relay outputs; expandable to 24
- > 1 On-board programmable lug
- > Up to 2 RF receivers
- > Up to 7 keypads
- > Interior bypass groups
- > 800 Event log
- > Auto arm/disarm
- > 255 Event scheduler
- > GEM-ACCESS access control compatibility

Gemini P1664, 4-area hybrid panel with 8-64-zones of power; supports all keypads plus talking multifunction keypads with built in siren & pet PIR

FEATURES:

- > 8 to 64 hardwire or wireless zones
- > Up to 64 fire zones, with 2, 2-wire fire
- > Up to 64 user codes
- > Up to 4 areas
- > 400 event log; viewable at custom alpha keypads
- > Up to 2 RF receivers
- > EZ Programming at keypad and Auto Arm
- > Supports up to 7 keypads: all standard Gemini Keypads and/or talking, multifunction GEM-K1VPS (may be intermixed)
- > Supports 3 outputs; expandable up to 16 external outputs (RB/RM3008)
- > 2 PGM outputs
- > 1 interior zone group; 2 prog. chimes by zone;
- > SIA CP01 features

Gemini P1632, ultra-popular hardwire/wireless control panel with partitioning easy to standardize for both residential & light commercial applications

FEATURES:

- > 8 to 32 hardwire zones/points
- > Including 2 2-wire fire zones (7;8)
- > EZ programming at keypad
- > Up to 32 user codes
- > Up to 2 areas
- > Supports up to 7 keypads and/or talking, multifunction GEM-K1VPS (may be intermixed)
- > 3 On-board relay outputs; expandable to 8 relay outputs
- > Up to 2 RF receivers
- > Interior bypass groups
- > 400 Event log
- > Auto arm

Gemini P816, an economical hardware/wireless control panel that works seamlessly with all standard Gemini keypads and wireless

FEATURES:

- > 8 to 16 hardwire zones/points
- > Including 2 2-wire fire zones
- > Up to 16 user codes
- > Supports up to 7 keypads
- > EZ Programming at keypad
- > 256 event logging
- > Supports 2 Gemini receivers
- > Interior bypass group
- > Auto arm
- > 3 Outputs

Gemini P801, economical 9 zone hybrid with your choice of numeric or custom alpha keypads

FEATURES:

- > 9 Programmable zones: 6 Hardwire or wireless zones plus 2 wireless zones plus 2-wire fire zone
- > Use 2 optional zones at GEMRP8LCD custom alpha keypad
- > For Control packed with RP8LCD Custom Alpha Keypad, order **GEM-P801ALPHA**
- > For control packed with RP8 Numeric LED Keypad, order **GEM-P801**
- > Uses GEMRECVXP8 wireless receiver
- > 8 Individually reporting user codes
- > 50 Event log
- > Line and bell-cut supervision
- > Double reporting & backup reporting
- > EZ wire full-size terminal strips

Gemini P800, ultra-affordable hybrid control includes numeric keypad and 6 zones plus fire and panic

FEATURES:

- > 8 programmable zones, including 2-wire fire zones
- > Up to 16 Gemini wireless points: 8 wireless points from your choice of Gemini PIR, window/door & glassbreaks
- > Up to 4 Gemini wireless smoke detectors and 4 GEMKEYF fobs
- > 8 individually reporting user codes
- > Supports up to 4 GEM-RP8 keypads &/or 2 wireless receivers (GEM-RECVXP8)
- > Supports GEM-R8LCD/K800 Custom Alpha Keypad
- > Includes control, Numeric LED Keypad and transformer

Gemini Accessories

GEM-EZM4/8 EXPANSION MODULE

- > Economy 4 to 8 zone expansion module supports GEM-P816, GEM-P1632 & GEM-P1664

GEM-EZM8 EXPANSION MODULE

- > Eight-zone expansion module (for all expandable GEM panels. Audible find mode)

IBRIDGE REMOTE Z-WAVE MODULES

IBR-ZREMOTE (HARDWARE MODEL)

IBR-ZREMOTE-W (WIFI MODEL)

- > For Use with Gemini Panels
- > Use with iBridge Connected Home App (Free in iTunes and Google Play)
- > Adds Remote Services & Z-Wave Device Control in one easy module
- > Supports standard Z-Wave Devices and provides superior range
- > Choice of models - Connect with hardwire or WiFi for simple installation
- > Include 12 Mos. Subscriber Service

IREMOTEMOD/12

Gemini Virtual Keypad module provides a mirror-image, fully-functional, remote control keypad on a on any PC or smartphone online anywhere in the world (free apps for all smart devices.) Module simulates real keypad model at physical premises and simply wires on GEM-Panel's keypad bus. (see page 17)

GEM-TEMP64

Indoor/Outdoor Temperature Sensor provides Temperature Display at any Gemini Alphanumeric Keypad in a GEMP1632 and GEMP1664 System. Keypad will show Temperature in display, from -30 to 60C or -22 to 140F (replacing "Date" on keypad-display), e.g., GEMK1VPS, GEM-DK1CA, GEM-K1CA, GEM-RP1CAe2. Module is mounted inside or outdoors, to display either the temperature outside or inside room temperature.

GEM-PRINT

- > Module that enables Gemini system activity to print to an on-site parallel printer
- > For use with GEMP816 to X255 Controls

Express Systems with multilingual LED XP keypads

XP400WK, XP600WK, RESPECTIVELY

- > Feature-rich programmable zones:
- > 4 in XP400 -or- 6 in XP600
- > Support all Gemini wireless transmitters
- > using Gemini GEM-RECVXP8
- > Includes multilingual LED keypad (suffix -SN for Spanish language zone dir'y); RP-X4 for XP400 or backlit RP-X6 for XP600
- > Keyfob support: 2 or 4, respectively
- > Plus 4 or 8 pts, respectively, for RF points from choice of PIR, window/door & glassbreaks
- > Plus XP600's 2-wire fire zone also supports 4 wireless Gemini smoke detectors
- > 4 or 6 Individual user codes, respectively
- > Available in 4-Paks with 4 keypads, part no. XP400/4 or XP600/4

GEMINI WIRELESS



Napco's crystal-control Gemini wireless products have been proven by an independent testing laboratory to outperform competitive products, with long-range RF reliability, as much as 50% higher than other top brands.

Gemini Transmitters range from keyfobs and panic buttons, to recessed door and surface-mount window/door contacts, to wireless PIR, PIR/pet and dual sensors, and from wireless smokes and glass breaks to heat detectors. Simply put, Gemini's uncommon crystal-control precision and omnidirectional circuitry, ensures the wireless/hardwire systems you provide your customers will dependably deliver the security and trouble-free, peace-of-mind they deserve for many years to come.

Advanced performance Gemini RF receivers

GEM-RECV-XP8 8 POINTS FOR EXPRESS, P801/800/P400 PANELS, ONLY

GEM-RECV-32 32 POINTS

GEM-RECV-96 96 POINTS

GEM-RECV-X255 255 POINTS

- > Dual diversity antennas minimize nulls & enhance reliability
- > Tamper- and RF-jamming supervision
- > Separate programmable supervisory times by device type
- > Audible fault-find mode in walk test
- > Also, fixed English language keypad GEM-K4RF with built in 32 pt receiver (see keypads section).



Low profile wireless window/door transmitter

GEM-TRANSLP

- > Ultra compact design, 2.5 x 1 x 0.4 (H x W x D inches)
- > Tamper supervised
- > Replaceable lithium PL2032 coin cell battery (supplied)
- > 5-year battery life, typical
- > Magnet and Internal reed switch
- > External lead (24" mini connector pigtail) for wiring external devices (jumper-selectable)
- > Magnet mounts with either supplied double-face tape or screws (screw tabs easily removable from mounting plate, at score)



Also in Brown **GEM-TRANSLP-BRN**

GEM-RTRANS (NOT SHOWN)

- > For recessed use in windows & doors



GEM-TRANSLP virtually disappears even in slimline window frames



Wireless Carbon Monoxide Detector

GEMC-WL-CO

- > For use with Gemini & GEMC Comm'l Grade Receivers GEM-/GEMC-RECV
- > 5-3/8 diameter and approx. 2" profile, uses a 3V Lithium Battery (CR123A) for long life
- > Monitor alarms, restores, low battery, tamper and status
- > UL 2075, UL 2034

Gemini Wireless: Proven to outperform the competition

Wireless window/door transmitters

GEM-TRANS2 2-POINTS

- > Soft white, compact, low profile
- > Reversible mounting position for left or right handed operation
- > Low battery clearly displayed at keypad by zone and transmitter number
- > Both models include built-in reed switch, magnet, lithium battery, tamper and terminals



GEM-TRANS2BRN25

- > Field-changeable brown housings for woodgrain installation (case of 25).

Wireless acoustic glass break detector

GEM-GB

- > Superior-immunity to false alarms and excellent detection, even through blinds & light drapes.
- > Pattern recognition technology - recognizes the actual pattern of glass breaking across the full audio band.
- > 25' coverage radius with automatic test for easy installation
- > Enduser hand clap sensor verification
- > Includes lithium battery, tamper & mounting kit



Wireless Adaptive® dual technology microwave/PIR

GEM-DT

- > Broad 40' x 40' range
- > Exclusive Adaptive dual technology for superior false alarm resilience—even from animal/pet activity and optimized catch.
- > Active self-test of both sensors
- > 5 interchangeable lens patterns
- > One button walk-test with auto shut-off
- > 3 distinct transmissions for tamper alarm and self-test failure
- > EMI/RFI protected with fully-shielded SMD circuitry
- > Includes batteries, tamper and mounting screws



Wireless PIR & Pet PIR

GEM-PIR

- > Broad 50' x 50' coverage
- > 11 interchangeable lenses
- > Signal selective processing
- > Auto temperature compensation
- > EMI/RFI protected with fully-shielded SMD circuitry.
- > Battery-saver feature
- > Includes lithium batteries and mounting screws



GEM-PIRPET

- > As above with 40 lb. pet/animal immunity

Wireless photoelectric smoke detector

GEM-SMK

- > Designer styling and longer battery life
- > Long 5-year battery life, typ. (batteries included)
- > Compact 5.2 inch diameter; attractive decorator white
- > Built-in silence feature and test button
- > Visual LED indicates alarm & standby
- > Audible/visual indicator for low battery and need for detector cleaning
- > Proven Gemini™ wireless crystal-controlled transmitter



Wireless heat detector

GEM-HEAT

- > High-quality 135oF (57o C) fixed temperature detector with rate of rise
- > Reliable, crystal-controlled wireless technology
- > Long-life, replaceable lithium batteries



Wireless keyfob/ emergency pendant transmitter

GEM-KEYF COMPACT STYLE

- > 4-Button operation: 2 for On/Off of security system and 2 programmable for Aux. functions, e.g. panic, medical, relays or relay groups, instant or X-10 control
- > Visual indicator for transmission or low battery
- > Includes keyring, chain, replaceable battery, alternate icon key set for automation (lights)



Wireless waterproof panic

GEM-WP PANIC

- > Waterproof personal panic button
- > Worry-free peace of mind
- > 1-button operation with tactile feedback click
- > Extra-large, soft touch button for trouble-free use even by dexterity-impaired or arthritic hands



How to build a winning Gemini System

Pick a panel



Gemini Panels

P816	P1632	P1664	P3200	P9600	X255	P801	GEM	
■	■	■	■	■	■	■		K1CA/DK1CA
■	■	■	■	■	■	■		K1VPS
■	■	■	■	■	■	■		K2AS
■	■	■	■	■	■	■		K3DGTL/DK3DGTL
■	■	■	■	■	■	■		K4RF
■	■	■	■	■	■	■		K4
■	■	■	■	■	■	■	■	RP1CAe2
■	■	■	■	■	■	■	■	RP2ASe2
■	■	■	■	■	■	■	■	RP3DGTL
■	■	■	■	■	■	■	■	RP8LCD
■	■	■	■	■	■	■	■	RP8/K800

Gemini Keypads

STAY & AWAY

CLASSIC

Pick a keypad



GEM-BIOREADER
OUTDOOR DIGITAL AND/OR
FINGERPRINT READER



GEM-DK1CA
INCLUDES 4 ZONE EXPANSION
MODULE BUILT-IN



GEM-K1CA
INCLUDES 4 ZONE EXPANSION
MODULE BUILT-IN



GEM-RP1CAe2
INCLUDES 4 ZONE EXPANSION
MODULE BUILT-IN



GEM-K1VPS
(GEM1664, 1632 only)



GEM-RP2ASe2



GEM-K2AS



GEM-RP3DGTL



GEM-K3DGTL



GEM-K4RF
WITH 32PT RF RECEIVER BUILT-IN FOR ALL
GEMINI EXPANDABLE PANELS

Pick a wireless receiver

(Choose by # of wireless points)



32 PTS: GEM-RECV32
96 PTS: GEM-RECV96
255 PTS: GEM-RECV255

Choose wireless devices



GEM-WPPANIC
WATERPROOF PANIC



GEM-KEYF
KEYFOB



GEM-TRANSLP LOW PROFILE
WINDOW/DOOR
LESS THAN 1/2" D



GEM-TRANS2
WINDOW/DOOR



GEM-PIR/
GEM-PIRPET
PASSIVE



GEM-SMK SMOKE



GEM-DT
DUAL TECHNOLOGY
PIR/MICROWAVE



GEM-RTRANS
RECESSED WINDOW/
DOOR



GEM-GB
ACOUSTIC GLASS
BREAK



GEMC-WL-CO
CARBON MONOXIDE
DETECTOR



GEM-HEAT
DETECTOR

... Choose from many available options & accessories

Pick a smartphone, smart device app or touchscreen interface



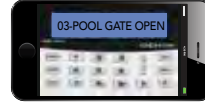
IBRIDGE HOME CONTROLS APP
FOR ANY SMART PHONE OR DEVICE**



IBR-TOUCH TOUCHSCREEN
(WALL MOUNT, HARDWIRE MODEL)




IBR-TOUCH-WL TOUCHSCREEN
(WALL MOUNT WIRELESS MODEL)




IREMOTEMOD/12
IREMOTE VIRTUAL KEYPAD MODULE
FOR ANY SMART PHONE OR DEVICE**


Pick a panel accessory



GEM-EZM4/8 For P816, P1632 & P1664
ECONOMY 4 TO 8 ZONE EXPANSION MODULE



GEM-EZM8
FOR ALL GEMINI EXPANDABLE PANELS - 8 ZONE EXPANSION MODULE



RB3008
8 RELAY EXPANSION MODULE



GEM-ACCESS
FOR ALL GEMINI & GEMC COMMERCIAL PANELS
ADD-ON ACCESS MODULE

Choose Connected Home options



StarLink Connect -Z

TOP-BRAND FULLY-COMPATIBLE, DUAL PATH RADIO, VIRTUAL KEYPAD, UP/DOWNLOADING, SMART TEXT & SCENES W/ FULL-BUS DATA & BUILT IN Z-WAVE HUB.

ALSO, SELECT SUPPORT ANY PANEL W/ KEYSWITCH INPUT



StarLink Connect -S

TOP-BRAND FULLY-COMPATIBLE, DUAL PATH RADIO, VIRTUAL KEYPAD, UP/DOWNLOADING, SMART SMS TEXT & SCENES W/ FULL-BUS DATA.

ALSO, SELECT SUPPORT ANY PANEL W/ KEYSWITCH INPUT



IBR-ZREMOTE-W

ADDS REMOTE SERVICES & Z-WAVE CONTROL TO GEMINI PANELS W/ Z-WAVE CONTROL HUB. WIFI EASY INSTALLATION



IBR-ZREMOTE

ADDS REMOTE SERVICES & Z-WAVE CONTROL TO GEMINI PANELS W/ Z-WAVE CONTROL HUB. HARDWIRED INSTALLATION

Choose alternative communication options



StarLink Intrusion Radios SLE-GSM-3/4G & SLE-CDMA, etc. + Mercantile Versions
UNIVERSAL PANEL SUPPORT, PRIMARY OR BACKUP



StarLink Sole & Dual Path Fire Communicators Cell&/or IP SLE-CDMA-FIRE, SLE-GSM-FIRE, etc. + Mercantile Versions
UNIVERSAL 12/24V PANEL SUPPORT, NFPA 72, UL, CSFM, NYCFD CODE COMPLIANCE



NET-COMM
(NOT SHOWN)
UNIVERSAL 5 CHANNEL REPORTING CODES ALL PANEL BRANDS



NetLink NL-MOD
BY-ZONE INTERNET REPORTING FOR GEMINI



NAPCO MOTION SENSORS

Napco patented Adaptive® Microwave/PIR Sensors virtually make all other motion sensors, dual technology or otherwise, obsolete. Once they're installed, they're like having a technician on-site, making all adjustments for you 24-hours a day.

These exclusive sensors are the only ones on the market that actively & continuously monitor their environment 24/7, counteracting false alarms and re-sensitizing themselves to continually optimize catch performance. In fact, some models will even notify you if they have been purposely or accidentally blocked or masked.

Ideal in all installations, despite harsh environmental conditions and/or pet/rodent activity, they provide the best protection available from both intruders and false alarms.

They pay for themselves with the first service call they prevent.

Patented Adaptive® slimline sensor and long-range version

C100STE & LONG-RANGE MODEL C100STLRE

- > C-100STLRE 30' x 35' range
- > C-100STLRE 50' x 40' range
- > Proven, patented adaptive technology continuously monitors the environment, counteracting false alarms and re-sensitizing to optimize intruder catch
- > Active self-test supervision of both microwave & PIR channels
- > Wide array of interchangeable lenses
- > Secured cover; tamper-supervised



Commercial Adaptive sensors with mask/block supervision

M7100STE

- > 40' x 40' range
- > Active self-test supervision of both microwave & PIR channels
- > Alarm memory with exit/entry delay
- > Wrap-around shielded circuitry
- > Wide array of interchangeable lenses
- > 3' Dome of Protection™ for anti-masking & anti-blocking supervision
- > Secured cover
- > Tamper-supervised



M7300STE

- > M7100STE features plus:
- > 70' x 60' range
- > Tamper switch

Adaptive heavy-duty industrial-strength sensor

M9000STE

- > M7300STE features plus:
- > Trio-range from 55' to 120'
- > EZ aim, positive locking swivel bracket
- > Concealed wiring channel
- > Vandal-resistant industrial/ institutional strength housing
- > 3' Dome of Protection anti-masking/anti-blocking supervision



Microwave/PIR Detectors continuously adjust to their environment, providing 100lb pet/animal immunity and ultimate reliability & false alarm protection

C200AP WITH P.E.T.™

The best pet immunity for any size animal

- > P.E.T.™, Profile enhanced targeting circuitry provides up to 100lb. (45.36Kg) pet immunity
- > 40' x 40' maximum broad range
- > Compromise-free intruder-catch and false alarm protection – ideal when the pet leaves the room, too. Dynamic adaptive technology literally adjusts to its surroundings minute-by-minute, once the pet vacates the detector again elevates its sensitivity, mode by mode
- > Smarter Systems™ panel & sensor integration input
- > Superior RFI/EMI lightning protection with wrap-around shielded SMD circuitry
- > Twin-Tee fluorescent light interference filter
- > Self-test
- > 2 Field-changeable lenses supplied
- > Range control & auto-temp compensation



Feature-packed advanced passive infrared sensors

Microprocessor PIR with 65lb pet immunity & built-in room-temp alert

PIR1680PT

- > 45' x 45' range
- > 65lb pet/animal immunity
- > Room-temp alert – temperature monitoring provides auto-alert at 400F - 900 F
- > Look-down/creep zone
- > D.C.I.D. Technology- detect & compare imaging diagnostics for advanced false and true alarm detection
- > Active self test mode
- > Exceptional RFI-/EMI/lightning shielding of key components
- > Lens bank available, including long range, barrier, and specialty ranges
- > Wall or corner mountable
- > Tamper supervised
- > Form A relay

PIR1680

- > Standard model as above, but with 20lb. pet/animal immunity



Advanced 70' PIR

PIR1710

- > 70' x 60' Broad range coverage perfect for both residential and commercial
- > Features look-down/creep zone
- > SSP™ (Signal Selective Processing) for the easiest and most stable of installations
- > Auto temp compensation
- > Advanced, EZ-Aim fresnel lenses and lens bank for optimum detection performance
- > Wall or corner mountable
- > Excellent EMI-/RMI-/lightning protection with resilient SMD circuitry
- > Tamper supervised
- > Form A relay

Economical PIR sensor with look-down

PIR1510

- > 30' x 30' broad range coverage
- > Attractive, super-compact size
- > SSP™ (Signal Selective Processing) for the easiest and most stable installations
- > Advanced, EZ-Aim fresnel lenses and lens bank for optimum detection performance
- > Long-range, barrier and specialty lenses are available to suit all coverage needs
- > Wall or corner mountable, with horizontal and vertical adjust
- > EMI-/RMI-/lightning protection with resilient SMD circuitry
- > Form A relay
- > PIR1500 version also available, as above, without look-down/creep zone.



The pet-immune PIR with Quick-Catch that profiles false alarm sources and virtually installs itself

For decades, NAPCO's innovative technology has produced sensors with superior false alarm discrimination. Today NAPCO is a leader in smart PIR technology, P.E.T. immunity, and décor-enhancing design.




IQ PROFILER™

- > 50lb. pet immunity (22.7Kg) & superior false alarm discrimination with unique dual focal lenses.
- > Installation in a snap with patented Quick-Mount and Quick-Wire terminals
- > Maximum range: 50' x 50'
- > Quick-catch mode
- > Décor white bi-optic contour case and dual focal lenses provide exceptional distance profiling
- > Far field lens allows for detection of large objects and ignores small targets nearby
- > Near field lens allows for discrimination of small targets nearby
- > Shielded high-performance aspheric lenses plus look-down/creep zone
- > Sensor chamber prevents insect, draft, and dust interference.
- > 20V/m RF-shielded circuitry





IQ VISION ADVANCED PIR WITH "IQ LOOK" AND NOW ALL-WHITE STYLING

- > 40' x 40' range; 30lb. pet immunity
- > Features look-down/creep zone
- > SSP™ (Signal Selective Processing) for the easiest and most stable of installations
- > Auto temp compensation
- > Advanced, EZ-Aim fresnel lenses and lens bank for optimum detection performance
- > Excellent EMI-/RMI-/lightning protection with resilient SMD circuitry
- > Tamper supervised
- > Form A relay (Form C option)
- > Long-range, barrier and specialty lenses are available to suit all coverage needs
- > Wall or corner mountable, with horizontal and vertical adjust



FEATURES		GEMINI ALARM PANELS			
	GEM-P800	GEM-P801	GEM-P816	GEM-P1632	
ZONES ON BOARD	(acts as) 6	8	8	8	
MAX. # ZONES	6	9	16	32	
ZONE EXPANSION (NOTE: Each Custom Alpha Keypad adds 4 Built-in Zones) (2 on RP8LCD)	2 Wireless Only Zones	2 Wireless Only Zones	2xGEM-EZM4/8 1xGEM-EZM8	6xGEM-EZM4/8 3xGEM-EZM8	
USER CODES	8	8	16	32	
# OF FIRE ZONES; 2 WIRE FIRE	1 2/4 WIRE	1 2/4 WIRE	UP TO 16; 2 2-WIRE	UP TO 32; 2 2-WIRE	
KEYPADS OR USER INTERFACES SUPPORTED PLUS 	4(total) GEM-RP8 RP8LCD or GEM-K800 IREMOTEMOD/12 (Note: iBridge Services NOT supported.)	4(total) GEM-RP8 RP8LCD or GEM-K800 IREMOTEMOD/12 (Note: iBridge Services NOT supported.)	7 (total) GEM-RP1CAe2 RP2ASe2 RP3DGTL or GEM-K1CA K2AS K3DGTL or DK1CA DK3DGTL, K4RF, K4 -PLUS- IREMOTEMOD/12; iBridge App or IBR-TOUCH Touchscreen	7 (total) GEM-K1VPS, K1V, RP1CAe2 RP2ASe2 RP3DGTL or GEM-K1CA K2AS K3DGTL or DK1CA DK3DGTL, K4RF, K4 -PLUS- IREMOTEMOD/12; iBridge App or IBR-TOUCH Touchscreen	
CRESTRON, CONTROL4 CERTIFIED INTEGRATION, SDDP & ETHERNET	NO	NO			
EVENT LOG	50	50	256	400	
# OF AREAS	1	1	1	2	
# OF OUTPUTS	2	2	3	3, UP TO 11 (Using RB3008 Relay Modules)	
# OF WIRELESS RECEIVERS SUPPORTED	2 (GEM-RECVXP8 only)	2 (GEM-RECVXP8 only)	2 (GEM-K4RF, RECV32)	2 (GEM-K4RF RECV32/96)	
# WIRELESS POINTS	8	8	16	32	
# WIRELESS KEYFOBS	4	4	8	8	
AUTO ARM	-	-	YES	YES	
OPEN/CLOSE SUPPRESSION	-	-	YES	YES	
AUTO DISARM	-	-	-	-	
SCHEDULES	-	-	-	-	
LINE CUT DETECT	YES	YES	YES	YES	
BELL SUPERVISION	YES	YES	YES	YES	
COMMUNICATION FORMATS	CONTACT ID; 4/2 & StarLink	CONTACT ID; 4/2 & StarLink	CONTACT ID; 4/2 & StarLink, SIA	CONTACT ID; 4/2 & StarLink, SIA	
INPUT POWER	16.5 VAC	16.5 VAC	16.5 VAC	16.5 VAC	
MAX STANDBY CURRENT	500mA	650mA	650mA	650mA	
ALARM CURRENT	2 AMPS	2 AMPS	2 AMPS	2 AMPS	
AVAILABLE IN THESE CONFIGURATIONS	GEM-P800 Control, Keypad & Transformer	GEM-P801 Control, RP8 Keypad & Transformer	GEM-P816 Control & Transformer.	GEM-P1632 Control & Transformer	
		GEM-P801ALPHA Control, Custom Alpha RP8LCD Keypad & Transformer	816PERFPAK Control, GEM-RP3DGTL Keypad, Transformer Also, K816PERFPAK , same but w/ GEMK3DGTL stay away style keypad	GEM-K120PAK Control, Fixed LCD Keypad w/ built in 32pt RF Receiver and stay/away style keys, Siren, PIR1680PT, Jack, Cord, 4AH Battery, Transf.	
		801LCD-SUPERSVR Control, Custom Alpha RP8LCD Keypad, Siren, PIR1680PT, Jack, Cord, 4AH Battery & Transformer	816PERFPAKPLUS Control, GEM-RP3DGTL Keypad, Transformer, Siren, PIR, Jack, Cord, 4AH Battery Also, K816PERFPAK , same but w/ GEMK3DGTL stay/away style keypad	1632INTROPK Control, GEM-RP1CAe2 Keypad, Transformer Also, K1632INTROPK, same but w/ GEM-K1CA stay/away style keypad	
		801KSUPERSAVER Control, K800 LED Keypad w/Stay/Away Keys, Siren, PIR1680PT, Jack, Cord, 4AH Battery & Transformer	816PREMPAK Control, GEM-RP1CAe2 Keypad, Transformer Also, K816PREMPAK , same but w/ GEM-K1CA stay/away style keypad	GEMP1632DK1WL Control, GEM-DK1CA Alpha Door Keypad, Xformer, Wireless GEM-PIRPET, 3ea.Low-Profile -TRANSLP, 32pt Receiver.	
		801SUPERSAVERPK as above but with RP8 LED Keypad with classic RP Keys		GEM-311PAK Identical to above, but also includes 1ea. GEM-KEYF 4-button keyfob	

GEMINI ALARM PANELS

	GEM-P1664	GEM-P3200	GEM-P9600	GEM-X255
	8	8	8	8
	64	32/48	96	255
	GEM-EZM4/8 GEM-EZM8	3xGEM-EZM8	3xGEM-EZM8 1xGEM-EZM8	GEM-EZM8 31xGEM-EZM8
	64	48	96	195
	UP TO 64; 2 2-WIRE	UP TO 32; 2 2-WIRE	UP TO 96 WITH UP TO 8 2-WIRE FIRE	UP TO 255 WITH UP TO 8 2-WIRE FIRE
	7 (total) GEM-K1VPS, K1V, RP1CAe2 RP2ASe2 RP3DGTL or GEM-K1CA K2AS or DK1CA DK3DGTL, K3DGTL K4RF, K4 <i>-PLUS- IREMOTEMOD/12; iBridge App or IBR-TOUCH Touchscreen</i>	7 (total) GEM--RP1CAe2 RP2ASe2 RP3DGTL or GEM-K1CA K2AS K3DGTL or DK1CA DK3DGTL, K4RF, K4 <i>-PLUS- IREMOTEMOD/12; iBridge App or IBR-TOUCH Touchscreen</i>	15 (total) GEM--RP1CAe2 RP2ASe2 RP3DGTL or GEM-K1CA K2AS K3DGTL or DK1CA DK3DGTL, K4RF, K4 <i>-PLUS- IREMOTEMOD/12; iBridge App or IBR-TOUCH Touchscreen</i>	15 (total) GEM-RP1CAe2 GEM-K1CA GEM-DK1CA <i>-PLUS- IREMOTEMOD/12; iBridge App or IBR-TOUCH Touchscreen</i>
				
	400	800	800	800
	4	2	8	8
	3 UP TO 16 <small>(Using RB3008 Relay Modules)</small>	3, UP TO 27 <small>(Using RB3008 Relay Modules)</small>	3, UP TO 99 <small>(Using RB3008 Relay Modules)</small>	3, UP TO 99 <small>(Using RB3008 Relay Modules)</small>
	2 (GEM-K4RF RECV32/96)	3 (GEM-K4RF RECV32/96)	4 (GEM-K4RF RECV32/96)	4 (RECV32/96/255)
	64	48	96	255
	8	8	16	16
	YES	YES	YES	YES
	YES	YES	YES	YES
	-	YES	YES	YES
	-	255	255	255
	YES	YES	YES	YES
	YES	YES	YES	YES
	CONTACT ID; 4/2 & StarLink , SIA	CONTACT ID; 4/2 & StarLink , SIA, Modem II	CONTACT ID; 4/2 & StarLink , SIA, Modem II, (RS232 output option)	CONTACT ID; 4/2 & StarLink , SIA, Modem II, (RS232 output option)
	16.5VAC	16.5 VAC	16.5 VAC	16.5 VAC
	650mA	650mA	750mA	750mA
	2 AMPS	2 AMPS	2 AMPS	2 AMPS
	GEMP1664 Control & Transformer	GEM-P3200 Control & Transformer	GEM-P9600 Control & Transformer	GEM-X255 Control & Transformer
	GEMP1664VPSPK 4-area control, Multifunction LCD Coded Talking Keypad w/built in UL siren, occupancy sensor and 25'Pet PIR (GEM-K1VPS); transf.	Optional Mercantile Housing, H1217 or w/ unit GEM-P3200M	Optional Mercantile Housing, H1217 or w/ unit GEM-P9600M	
	GEMP1664DK1PK 4-area control, in oversized locking enclosure, Door-Style Keypad (GEM-DK1CA), transf.			



ABOUT NAPCO

NAPCO Security Technologies, Inc. has a long heritage dedicated solely to developing innovative technology and reliable security solutions for the professional security community, including popular StarLink Universal Wireless Intrusion & Commercial Fire Communicators, new StarLink Connect® Radios with Universal Full Up/Download for all major brands including Built-in Connected Home Control & Notifications Powered by iBridge®; Remote Services including iBridge Messenger™ Notifications and iBridge Video™ WiFi Cameras and App. For a reliable systems approach the Company features Gemini Security & Fire Systems and the NAPCO Commercial Platform of 24V Addressable/Conventional/Wireless Systems and robust Firewolf Fire Panels & Devices.

NAPCO's many award-winning security products are proven dependable and built to last, manufactured in its own 200,000 square foot, ISO:9001 certified facility using rigorous quality standards. Backed by the industry's longest warranty, and Napco US-headquarters-based technical support, we also offer ceu-accredited professional training available online and in the field.



1.800.645.9445 • www.napcosecurity.com • Pro Training Registration at www.napcosecurity.com/seminars
Napco Security Technologies Companies: Napco • Alarm Lock • Continental Access • Marks USA
333 Bayview Avenue • Amityville, New York, USA 11701 • Fax: 1.631.789.9292
International ++ 1 631 842 9400 NASDAQ: NSSC A402M

Napco Commercial, Firewolf, Gemini, iBridge, iBridge Messenger, iBridge Video, iRemote, StarLink, StarLink Fire, StarLink Connect, NetLink, Napco Express, Quickloader, Adaptive, Trilogy, Networx, CardAccess, CA4K, Napco Fusion, ArchiTech, iLock, LocDown & LiveSaver are trademarks of NAPCO. iPhone, iPad, Android, Z-Wave, Microsoft / Windows, Verizon, Network Certified, AT&T, NFPA, UL, Control4, Crestron, Honeywell, DSC, HID, & iClass other marks herein are trademarks of their respective companies. Patents & Pats. pending. Some preliminary specifications and promotions are subject to change without prior notice. NAPCO Security Technologies, Inc. © NAPCO 2016.12/2017