

2 1/2" Commercial Surface Mount Switch Set

WWW.GRISK.COM



28 / 29 / 29P Series

- ◆ This versatile series sets the Industry Standard for Commercial and Light Industrial applications
 - ◆ Surface mount magnetic contact
 - ◆ Screw down flanges
- ◆ 24" #22AWG 2 conductor jacketed lead on 29PA
 - ◆ Concealed screw terminals on 28 series
 - ◆ Side screw terminals on 29 series
 - ◆ Longer leads on 29PA upon request
 - ◆ Hermetically sealed
- ◆ Plated contacts resist sticking or freezing
- ◆ Covers, spacers and mounting hardware included
- ◆ Built in E.O.L. Resistors and Diodes upon request
- ◆ Supervisory loops and dummy terminals upon request
 - ◆ Switches and magnets available separately
 - ◆ Colors: white, brown and gray
 - ◆ Private labeling upon request
 - ◆ Lifetime Warranty



Part Numbers

	<u>Closed Loop</u>	<u>Open Loop</u>	<u>SPDT</u>	<u>DPDT</u>
Standard Gap up to 1" and 5/8" on steel	28A 29A 29PA } C E	28B 29B 29PB	28C 29C 29PC	29PD
Wide Gap up to 1 1/2" and 3/4" on steel	28AWG 29AWG 29PAWG	28BWG 29BWG 29PBWG	28CWG 29CWG 29PCWG	29PDWG
Extra Wide Gap up to 2" and 1" on steel	28AXWG 29AXWG 29PAXWG	28BXWG 29BXWG 29PBXWG	28CXWG 29CXWG 29PCXWG	

WARRANTY: Lifetime warranty against workmanship, material and factory defects.

GEORGE RISK INDUSTRIES, INC.
G.R.I. PLAZA
KIMBALL, NE 69145

WWW.GRISK.COM



1-800-445-5218
1-800-523-1227
(308) 235-4645
FAX (308) 235-3561
E-MAIL: sales@grisk.com

2 1/2" Commercial Surface Mount Switch Set

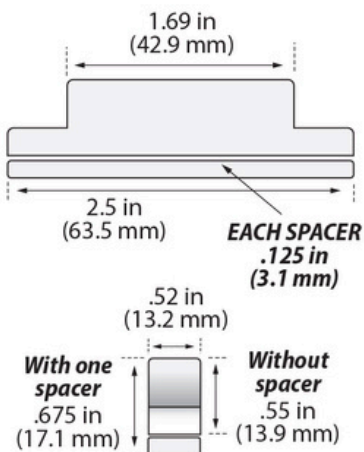


WWW.GRISK.COM

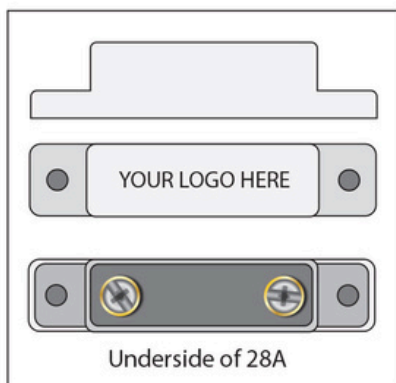
INSTALLATION APPLICATIONS

This series offers a standard gap of 1 inch, a wide gap of up to 1 1/2" and an extra wide gap of 2 inches and can be installed on a steel surface with a minimum gap penalty. The "P" style is a pre-wired switch with 2 feet of conductor cable. A broad range of mounting brackets are also available. See spec. sheet in accessory section of our catalog.

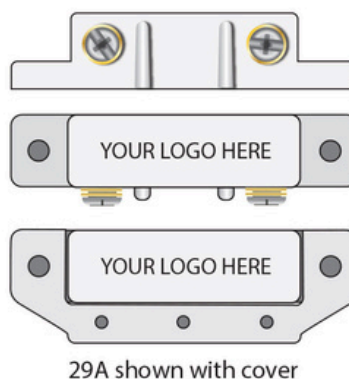
Switch & Magnet



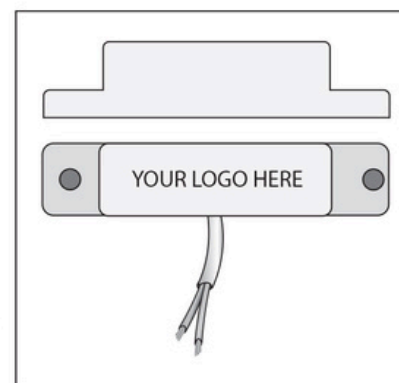
28A



29A



29PA



GRI PRODUCTS MEET OR EXCEED THESE MINIMUM GENERAL SPECIFICATIONS:

Part Number	Loop Type	Electrical Configuration	Reed Form	Max. Initial Contact Resistance (Ω)	Max. Contact Rating (W)	Max. Switching Voltage (VDC)	Max. Switching Current (A)
28A	Closed	N/O	A	.150	10	160	.400
28AWG	Closed	N/O	A	.150	10	160	.400
28AXWG	Closed	N/O	A	.150	10	160	.400
29A	Closed	N/O	A	.150	10	160	.400
29AWG	Closed	N/O	A	.150	10	160	.400
29AXWG	Closed	N/O	A	.150	10	160	.400
29PA	Closed	N/O	A	.150	10	160	.400
29PAWG	Closed	N/O	A	.150	10	160	.400
29PAXWG	Closed	N/O	A	.150	10	160	.400
28B	Open	N/C	B	.140	5	175	.250
28BWG	Open	N/C	B	.140	5	175	.250
28BXWG	Open	N/C	B	.140	5	175	.250
29B	Open	N/C	B	.140	5	175	.250
29BWG	Open	N/C	B	.140	5	175	.250
29BXWG	Open	N/C	B	.140	5	175	.250
29PB	Open	N/C	B	.140	5	175	.250
29PBWG	Open	N/C	B	.140	5	175	.250
29PBXWG	Open	N/C	B	.140	5	175	.250
28C	Open/Closed	SPDT	C	.140	5	175	.250
28CWG	Open/Closed	SPDT	C	.140	5	175	.250
28CXWG	Open/Closed	SPDT	C	.140	5	175	.250
29C	Open/Closed	SPDT	C	.140	5	175	.250
29CWG	Open/Closed	SPDT	C	.140	5	175	.250
29CXWG	Open/Closed	SPDT	C	.140	5	175	.250
29PC	Open/Closed	SPDT	C	.140	5	175	.250
29PCWG	Open/Closed	SPDT	C	.140	5	175	.250
29PCXWG	Open/Closed	SPDT	C	.140	5	175	.250
29PD		DPDT	CX2	.140	5	175	.250
29PDWG		DPDT	CX2	.140	5	175	.250

GEORGE RISK INDUSTRIES, INC.
G.R.I. PLAZA
KIMBALL, NE 69145

WWW.GRISK.COM



1-800-445-5218
1-800-523-1227
(308) 235-4645
FAX (308) 235-3561
E-MAIL: sales@grisk.com