


NR2P Series

Two Post Networking Rack

Overall Width:	20.25 inches [514 mm]
Panel Space:	38U, 45U, and 52U
Overall Height:	72.00 inches [1829 mm]; 84.25 inches [2140 mm]; 96.50 inches [2451 mm]
Overall Depth:	15.00 inches [381 mm]; 18.00 inches [457 mm]
Channel Depth:	3.00 inches [76 mm]; 6.00 inches [152 mm]
Load Capacity:	800 lbs. [362 kg] when evenly distributed
Finish:	Smooth black powder coat finish



NR2P 15"D rack

NR2P 18"D rack

TWO POST NETWORKING RACK with vertical channel rails saves space while providing full access to 19" rack-mounted electronics such as patch panels, servers, switches, and UPS units. The open design allows unrestricted airflow, which is ideal for telecommunications, wiring closets, and broadcast, data or switching applications.

FEATURES

CONSTRUCTION: Heavy duty 12-gauge certified U.S. steel top, base, and channel rails. Smooth black powder coat finish. Ships unassembled.

TOP: Fully open two-piece angle support with cable tie-off points allows the rack to accept cable bundles. The rack is compatible with optional cable ladders and ladder accessories.

BASE: Two-piece angle support has four holes to secure the rack to a floor to aid stability or comply with code (anchors not included).

VERTICAL CHANNEL RAILS: Two double-sided channels (3"D or 6"D) are tapped 12-24 and feature printed RU increments to simplify equipment installation. Includes ganging holes, cable pass through holes, and grounding studs at top and bottom.

CABLE MANAGEMENT: Includes ten (10) molded plastic, twist-lock (quarter turn) cable managers that can be mounted to the sides (interior or exterior) of channel rails. No tools required.

HARDWARE: Assembly and panel mounting hardware.

COMPLIANCE:

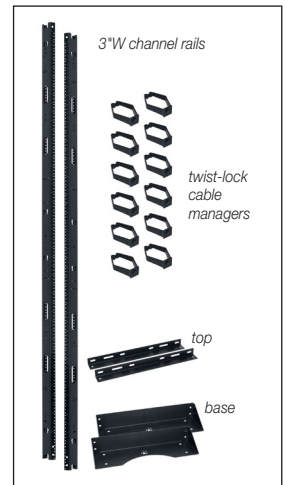
- EIA/TIA compliant
- BAA compliant
- TAA compliant

OPTIONAL:

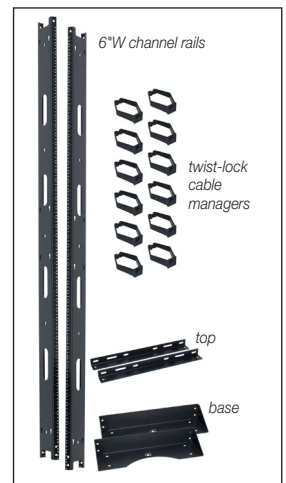
- **CL Series:** Cable ladders and accessories
- **VCD-45:** Vertical cable duct with two 22.5U sections, which assemble to 45U overall
- **CMS Series:** Center-mount shelves for 3"D channel rails
- **CMSD Series:** Center-mount shelves for 6"D channel rails



Quarter-turn, twist-lock cable managers add versatility to cable management.



NR2P Series racks ship unassembled.



A&E SPECIFICATIONS

The EIA/TIA compliant two-post networking rack shall be Lowell Model NR2P-_____, which shall measure 20.25"W x _____"D (at base) x _____"H, and provide panel space of ____ rack units. The rack shall feature a two-piece 12-gauge steel open top and two-piece 12-gauge steel base, which shall have four holes for anchoring to the floor (anchors not included). It shall include two 12-gauge steel (____"D) double-sided vertical channels with mounting holes tapped 12-24 on EIA mounting centers and featuring printed RU markings. The top, base, and vertical channels shall have a smooth black powder coat finish. The rack shall ship unassembled. It shall include 10 quarter-turn (twist-lock) cable managers, assembly and panel mounting hardware.

NR2P SERIES MODEL SUMMARY

Model No.	Overall Width inches [mm]	Rack Units	Overall Depth inches [mm]	Overall Height inches [mm]	Channel Rail Depth inches [mm]	Quarter-Turn Cable Managers	Load Capacity lbs [kg]	Color
NR2P-3815	20.25 [514]	38 U	15.00 [381]	72.00 [1829]	3 [76]	10	800 [362kg]	Black
NR2P-4515	20.25 [514]	45 U	15.00 [381]	84.25 [2140]	3 [76]	10	800 [362kg]	Black
NR2P-5215	20.25 [514]	52 U	15.00 [381]	96.50 [2451]	3 [76]	10	800 [362kg]	Black
NR2P-4518	20.25 [514]	45 U	18.00 [457]	84.25 [2140]	6 [152]	10	800 [362kg]	Black
NR2P-5218	20.25 [514]	52 U	18.00 [457]	96.50 [2451]	6 [152]	10	800 [362kg]	Black

1U = 1.75".

TECHNICAL DRAWINGS

Dimensions are inches and [mm] unless stated otherwise.

