



APC

Rack Power Distribution and Rack Systems Worldwide

NEW!

Featuring:
NetShelter Rack PDU Advanced

apc.com

Life Is On

Schneider
Electric

Introduction

Through our APC brand, Schneider Electric offers a wide array of standardized rack power distribution units (PDUs) designed to increase manageability and efficiency in your data center.

NEW!

NetShelter Rack PDU Advanced

A rack PDU with an industry-first 4-in-1 outlet design that works for the most common types of plugs, with models able to deliver even more power. Designed for the high-density power needs of service providers, large enterprises, and medium-to-large data centers.

NetShelter Rack PDUs

Our standard PDUs with industry-leading reliability, manageability, and security. Ideal for small and medium sized businesses, small-to-medium data centers, and edge computing.

Basic Rack PDUs

- Reliable power distribution

Metered Rack PDUs

- Real-time monitoring of connected loads
- User-defined alarms warn about potential circuit overloads to prevent power loss to critical equipment

Switched Rack PDUs

- Metered functionality, plus individual outlet control to power cycle outlets
- Manage on/off equipment sequencing
- Control through EcoStruxure™ IT Expert*, EcoStruxure Data Center Expert, or web IP

Metered-by-Outlet Rack PDUs

- Greater power management
- Individual outlet-level power metering
- User-resettable energy (kW) logs for capacity planning and energy-efficiency initiatives

*8000 Series or 9000 Series models only.

We understand your overall challenges:



You need to deploy equipment quickly



You must keep up with increasing power densities



You cannot afford downtime

The complexity of power distribution gets in the way.

In addition, cyber security is imperative, and sustainability and energy efficiency are more important than ever before.

Plan for an always-changing future with NetShelter Rack PDU Advanced:

- **Deploy equipment faster** due to simpler planning and configuration (a unique 4-in-1 outlet accommodates the most common plug types)
- **Easily handle high-density loads** with up to 48 outlets and 50% more power than other APC PDUs
- **Avoid downtime** with advanced redundancy features

Learn more about the advanced offer:

apc.com/pdu-advanced



Sustainable capability by APC NetShelter Rack PDU type

Our Sustainable Promise: Efficiency. Transparency. Expertise.

Sustainability has always been at the core of Schneider Electric's purpose, culture, and business. We promise efficiency, transparency, and expertise to help our customers meet their sustainability goals.



Our Green Premium™ program delivers data on our products, empowering you with the information you need to **Strategize**, **Digitize**, and **Decarbonize**.



Best-in-class companies follow a three-step approach to deliver results in line with climate ambition.

Sustainability in Rack PDUs

All APC NetShelter Rack PDUs offer Green Premium transparency. Our intelligent PDUs go a leap further by actually enabling you to reduce Scope 1, Scope 2, and Scope 3 emissions in four primary ways:

- 1 Reducing the overall embodied carbon of the rPDU itself
- 2 Tracking energy use in real time and historically, and at different granularities—a critical step to making improvements and reporting to stakeholders
- 3 Identifying energy wasters, like ghost servers or vampire loads, allowing you to turn them off onsite or remotely
- 4 Enabling remote monitoring and management, which reduces emissions and inefficiencies related to travel and onsite support

Overall Carbon Reduction	★★★★	★★★	★★	★	
	Metered -by-Outlet with Switching	Switched	Metered -by-Outlet	Metered	Basic


Pertaining to Scope 3					
Product environmental profile available	●	●	●	●	●
Take-back eligible	●	●	●	●	●
End-of-life recyclability %	71%	71%	53%	53%	45%
High quality carbon removal manufacturing	●	●	●	●	○
ROHS compliant	●	●	●	●	●
REACH compliant	●	●	●	●	●
Embodied carbon (kg CO ₂ eq per kg of PDU)	15.42	5.55	9.86	9.86	3.50

Pertaining to Scope 1 and Scope 2					
Annual CO ₂ emissions* (kg CO ₂ eq per kg of PDU)	64.70	39.40	24.67	24.67	3.22
PDU level energy use and waste identification	●	●	●	●	○
PDU-level remote monitoring (reduce monitoring-related emissions)	●	●	●	●	○
Outlet level energy use and waste identification	●	○	●	○	○
Outlet-level remote control/switching (reduce control-related emissions)	●	●	○	○	○

EcoStruxure IT enabled					
Better experience for monitoring real-time power consumption	●	●	●	●	○
Aggregate data and see power trends from multiple devices and across sites	●	●	●	●	○
Historical reporting (watch power trends over time)	●	◐	●	◐	○
Better experience for managing power switching	●	◐	○	○	○
Calculate and monitor PUE	●	●	●	●	○
Precise capacity planning	●	◐	●	◐	○

○ = No capability ◐ = Some capability ● = Full capability

Product feature by NetShelter Rack PDU by family/series

	 Rack PDU Advanced 10000 Series	9000 Series	8900 Series	8800 Series	8600 Series	8400 Series	7900 Series	7800 Series
Design features								
Ultra-low profile, space-saving design	•	•	•	•	•	•	•	•
Hydraulic-magnetic circuit breakers	•	•	•	•	•	•	•	•
High retention outlets when used with standard cords	•	•	•	•	•	•	•	•
Ultra-low profile circuit breakers	•	•	•	•	•	•		
Locking IEC outlets when used with locking power cords	•	•	•	•	•	•		
4-in-1 outlet acts as C13/C15/C19/C21 outlet	•							
High-density outlets	•							
Alternating phase and color-coded outlets	•							
Wi-Fi connectivity		•	•	•	•	•	•	•
Intelligent power management								
Metered	•			•				•
Metered-by-outlet	•					•		
Switched	•	•	•				•	
Metered-by-outlet with switching	•				•			
Outlet control								
Individual outlet remote power on/off control	•	•	•		•		•	
Outlet power sequencing with full user customization	•	•	•		•		•	
Outlet level grouping (multiple outlets in same or multiple units follow single command)	•	•	•		•		•	
User access control with assignable roles, access levels at device and outlet level	•	•	•		•		•	
EcoStruxure IT compatibility								
Monitoring sensors and alarms	•	•	•	•	•	•	•	•
Management (firmware upgrades, configuration, or outlet control)		•	•	•	•	•	•	•
UPS Network Management Card 3 (NMC3)		•	•	•	•	•	•	•
Display and network management								
Full-featured network management via Web and SNMP	•	•	•	•	•	•	•	•
Ethernet connectivity	Gigabit	Gigabit	10/100	10/100	10/100	10/100	10/100	10/100
Local display	Color LCD	Color LCD	LCD	LCD	LCD	LCD	LED	LED
Network port sharing	32	32	4	4	4	4		
Local USB port for easy local firmware updates	•	•	•	•	•	•		
Network management card power sharing	•							
Dual network ports for multi-user access	•							

Product feature by NetShelter Rack PDU by family/series

(continued)

	NEW!							
	Rack PDU Advanced 10000 Series	9000 Series	8900 Series	8800 Series	8600 Series	8400 Series	7900 Series	7800 Series
Metering capability								
Metering accuracy	+/- 1%	+/- 1%	+/- 3%	+/- 3%	+/- 3%	+/- 3%	+/- 5%	+/- 5%
Active current measurements (amps)	•	•	•	•	•	•	•	•
Active power measurements, including volts, amps, real power (kW), and energy (kWh)	•	•	•	•	•	•		
User-customizable alarms and warnings	•	•	•	•	•	•	•	•
Embedded log memory to record/review/report historic metered	•	•	•	•	•	•	•	•
Individual outlet power metering	•				•	•		
Environmental								
Maximum operating temperature	60°C	60°C	60°C	60°C	60°C	60°C	60°C	60°C
Environmental monitoring port for external temperature/humidity	Up to 8	•	•	•	•	•		
Maintenance and upgradeability								
Field-replaceable network management module	Live swap	•	•	•	•	•		
Warranty	3 year	3 year	2 year	2 year	2 year	2 year	2 year	2 year

Benefits of our industry-first 4-in-1 outlet:

- Simplify IT planning—no need to select different types of PDUs for different types of equipment
- Be ready for future expansion without needing to know what types of outlets you'll need
- Avoid delays and unplanned costs if plug requirements change mid-project—use the PDUs you already ordered
- Be flexible for whatever the future brings to your data center



Acts as any of these outlet types:



C13



C15



C19



C21

NetShelter Rack PDU Advanced Local Display



Color user-interactive display for local access

USB for FW upgrades

Network:

- Dual network 10/100/Gigabit & 10/100
- Redundant Ethernet
- Cascading up to 32 PDUs
- Display power sharing

Dual sensor ports

NetShelter Rack PDU Advanced

(Only sold in North America and Europe)

A rack PDU with an industry-first 4-in-1 outlet design that works for the most common types of plugs, with models able to deliver even more power.



Voltage	Mounting U-space	Nominal voltage	Applicable Region*	Input circuit	Nominal power	Input plug type*	Output receptacles**	Cord length	APC SKU
Metered	Vertical, 0U	230	INTL	32 A, 1φ	7.4 kW	IEC-309 32 A	(20) C13/15 (20) 4-in-1	3.0 m	APDU10150ME**
	Vertical, 0U	400 – 415	Worldwide	16 (IEC), 20 (UL) A, 3φ	11.0 (IEC), 11.5 (UL) kW	IEC-309 20 A 3P+N+PE	(21) C13/15 (21) 4-in-1	1.8 m	APDU10250ME
	Vertical, 0U	400 – 415	Worldwide	32 (IEC), 30 (UL) A, 3φ	22.1 (IEC), 17.3 (UL) kW	IEC-309 30 A 3P+N+PE	(24) C13/15 (24) 4-in-1	1.8 m	APDU10350ME
	Vertical, 0U	400 – 415	Worldwide	63 (IEC), 60 (UL) A, 3φ	43.5 (IEC), 34.6 (UL) kW	IEC-309 60 A 3P+N+PE	(21) C13/15 (21) 4-in-1	1.8 m	APDU10450ME**
	Vertical, 0U	208	NAM	30 A, 1φ	5.0 kW	NEMA L6-30P	(20) C13/15 (20) 4-in-1	3.0 m	APDU10151ME
	Vertical, 0U	208	NAM	30 A, 3φ	8.6 kW	NEMA L21-30P	(21) C13/15 (21) 4-in-1	1.8 m	APDU10351ME
	Vertical, 0U	208	NAM	50 A, 3φ	14.4 kW	CS8365C	(21) C13/15 (21) 4-in-1	1.8 m	APDU10451ME
	Vertical, 0U	208	NAM	60 A, 3φ	17.3 kW	IEC-309 60 A 3P+PE	(21) C13/15 (21) 4-in-1	1.8 m	APDU10452ME
Metered -By-Outlet	Vertical, 0U	400 – 415	Worldwide	32 (IEC), 30 (UL) A, 3φ	22.1 (IEC), 17.3 (UL) kW	IEC-309 32 A 3P+N+PE	(24) C13/15 (24) 4-in-1	1.8 m	APDU10350MO
	Vertical, 0U	208	NAM	60 A, 3φ	17.3 kW	IEC-309 60 A 3P+PE	(21) C13/15 (21) 4-in-1	1.8 m	APDU10452MO
Switched	Vertical, 0U	230	INTL	32 A, 1φ	7.4 kW	IEC-309 32 A	(20) C13/15 (20) 4-in-1	3.0 m	APDU10150SW**
	Vertical, 0U	400 – 415	Worldwide	16 (IEC), 20 (UL) A, 3φ	11.0 (IEC), 11.5 (UL) kW	IEC-309 20 A 3P+N+PE	(21) C13/15 (21) 4-in-1	1.8 m	APDU10250SW
	Vertical, 0U	400 – 415	Worldwide	32 (IEC), 30 (UL) A, 3φ	22.1 (IEC), 17.3 (UL) kW	IEC-309 30 A 3P+N+PE	(24) C13/15 (24) 4-in-1	1.8 m	APDU10350SW
	Vertical, 0U	400 – 415	Worldwide	63 (IEC), 60 (UL) A, 3φ	43.5 (IEC), 34.6 (UL) kW	IEC-309 60 A 3P+N+PE	(21) C13/15 (21) 4-in-1	1.8 m	APDU10450SW**
	Vertical, 0U	208	NAM	30 A, 1φ	5 kW	NEMA L6-30P	(20) C13/15 (20) 4-in-1	3.0 m	APDU10151SW
	Vertical, 0U	208	NAM	30 A, 3φ	8.6 kW	NEMA L21-30P	(24) C13/15 (24) 4-in-1	1.8 m	APDU10351SW
	Vertical, 0U	208	NAM	50 A, 3φ	14.4 kW	CS8365C	(21) C13/15 (21) 4-in-1	1.8 m	APDU10451SW
	Vertical, 0U	208	NAM	60 A, 3φ	17.3 kW	IEC-309 60 A 3P+PE	(21) C13/15 (21) 4-in-1	1.8 m	APDU10452SW
Metered-by-Outlet with Switching	Vertical, 0U	230	INTL	32 A, 1φ	7.4 kW	IEC-309 32 A	(20) C13/15 (20) 4-in-1	3.0 m	APDU10150SM**
	Vertical, 0U	400 – 415	Worldwide	16 (IEC), 20 (UL) A, 3φ	11.0 (IEC), 11.5 (UL) kW	IEC-309 20 A 3P+N+PE	(24) C13/15 (24) 4-in-1	1.8 m	APDU10250SM
	Vertical, 0U	400 – 415	Worldwide	32 (IEC), 30 (UL) A, 3φ	22.1 (IEC), 17.3 (UL) kW	IEC-309 30 A 3P+N+PE	(24) C13/15 (24) 4-in-1	1.8 m	APDU10350SM
	Vertical, 0U	400 – 415	Worldwide	63 (IEC), 60 (UL) A, 3φ	43.5 (IEC), 34.6 (UL) kW	IEC-309 60 A 3P+N+PE	(21) C13/15 (21) 4-in-1	1.8 m	APDU10450SM**
	Vertical, 0U	208	NAM	30 A, 1φ	5 kW	NEMA L6-30P	(20) C13/15 (20) 4-in-1	3.0 m	APDU10151SM
	Vertical, 0U	208	NAM	30 A, 3φ	8.6 kW	NEMA L21-30P	(24) C13/15 (24) 4-in-1	1.8 m	APDU10351SM
	Vertical, 0U	208	NAM	50 A, 3φ	14.4 kW	CS8365C	(21) C13/15 (21) 4-in-1	1.8 m	APDU10451SM
	Vertical, 0U	208	NAM	60 A, 3φ	17.3 kW	IEC-309 60 A 3P+PE	(21) C13/15 (21) 4-in-1	1.8 m	APDU10452SM

Additional options

Configurable Rack PDUs:

All options above are available as configure-to-order with U.S. leadtime of **6-7 weeks and minimum order quantity of 30 units** when configuring to order these options:

Input plug type | Input plug length | Color



Visit apc.com/pdu-advanced to request your CTO or ETO PDU.

Engineer-to-Order Rack PDUs:

Have a large order and not finding what you are looking for? Engineer-to-order your Rack PDU with best-in-class APC NetShelter™ Rack PDU Advanced features and functionality! Request your engineer-to-order PDU solution today.

TAA compliant:















































































These PDUs meet the requirements of the Trade Agreement Act (TAA) and are substantially transformed in the U.S.A. They are also compliant with the GSA (General Services Administration) schedules.

*IEC Input Plug options listed are IP44 plug types

** 4-in-1 outlet acts as C13/C15/C19/C21 outlet; for more information, see Pages 6–7

*Indicates regions where product can be used. Does not indicate product is available for sale in those regions. **Coming soon to Europe.

NetShelter Basic Rack PDUs

Voltage	Mounting U-space	Nominal voltage	Region	Input circuit	Nominal power	Input plug type**	Output receptacles	Cord length	APC SKU	
100 – 120 V input	Vertical, 0U	100 – 120	NAM, LAM	15 A	1.4 kW	NEMA 5-15P 	(14) 5-15 	3.6 m	AP9567	
	Vertical, 0U	120	NAM	20 A	1.9 kW	NEMA L5-20P 	(24) 5-20 	3.0 m	AP7530	
	Vertical, 0U	100 – 120	NAM	20 A	1.9 kW	NEMA L5-20P 	(14) 5-15 	3.6 m	AP9551	
	Vertical, 0U	100 – 120	Japan	20 A	2.0 kW	NEMA L5-20P 	(24) 5-15 	3.0 m	AP7530J	
	Vertical, 0U	120	NAM	30 A	2.9 kW	NEMA L5-30P 	(24) 5-20 	3.0 m	AP7532	
	Vertical, 0U	100	Japan	30 A	3.0 kW	NEMA L5-30P 	(24) 5-15 	3.0 m	AP7532J	
	Horizontal, 1U	100 – 120	NAM, LAM	15 A	1.4 kW	NEMA 5-15P 	(10) 5-15 	3.6 m	AP9562	
	Horizontal, 1U	100 – 120	NAM	20 A	1.9 kW	NEMA 5-20P 	(10) 5-20 	3.6 m	AP9563	
	Horizontal, 1U	100 – 120	NAM	20 A	1.9 kW	NEMA L5-20P 	(10) 5-20 	3.6 m	AP9564	
	Horizontal, 1U	100 – 120	NAM	30 A	2.9 kW	NEMA L5-30P 	(10) 5-20 	3.6 m	AP9560	
200 – 240 V input	GREEN PREMIUM 	Vertical, 0U	120 – 240	Worldwide	10 A	2.3 kW	IEC-320 C14* 	(15) C13 	2.0 m	AP9568
		Vertical, 0U	120 – 230	Worldwide	16 A	3.3 kW	IEC-320 C20 	(15) C13 	2.5 m	AP9572
		Vertical, 0U	230	LAM, EMEA, GCN, APJ	16 A	3.7 kW	IEC-309 16 A 	(20) C13  (4) C19 	1.0 m	AP7551
		Vertical, 0U	230	Worldwide	16 A	3.7 kW	IEC-320 C20* 	(20) C13  (4) C19 	3.0 m	AP7552
		Vertical, 0U	230	Worldwide	16 A	3.7 kW	IEC-309 16 A 	(20) C13  (4) C19 	3.0 m	AP7554
		Vertical, 0U	200 – 240	NAM	20 A	3.3 kW	NEMA L6-20P 	(20) C13  (4) C19 	3.0 m	AP7540
		Vertical, 0U	200 – 240	NAM	30 A	5.0 kW	NEMA L6-30P 	(20) C13  (4) C19 	3.0 m	AP7541
		Vertical, 0U	230	LAM, EMEA, GCN, APJ	32 A	7.4 kW	IEC-309 32 A 	(20) C13  (4) C19 	3.0 m	AP7553
		Vertical, 0U	200 – 240	NAM, APJ, GCN	30 A	5 kW	NEMA L6-30P 	(14) C13  (2) C19 	3.0 m	AP6002A
		Vertical, 0U	100 – 240	Worldwide	16 A	3.7 kW	IEC-320 C20* 	(14) C13 	Inlet	AP6003A
		Vertical, 0U	200 – 240	Worldwide	32 A	7 kW	IEC-309 32 A 	(20) C13  (6) C19 	3.0 m	AP6009A
		Horizontal 1U	100 – 240	Worldwide	15 A	2.9 kW	IEC-320 C14* 	(7) C13  (1) C13 	Inlet	AP6015A
		Horizontal 1U	100 – 240	Worldwide	16 A	3.7 kW	IEC-320 C20* 	(11) C13  (2) C13 	Inlet	AP6020A
		Horizontal 1U	100 – 240	Worldwide	16 A	3.7 kW	IEC-320 C20* 	(5) C13  (2) C13  (2) C19 	Inlet	AP6120A
		Horizontal, 1U	120 – 240	Worldwide	16 A	3.7 kW	IEC-320 C20* 	(10) C13  (2) C19 	2.5 m	AP9559
		Horizontal, 1U	100 – 240	Worldwide	16 A	3.7 kW	IEC-320 C20* 	(12) C13 	2.5 m	AP9565
		Horizontal, 1U	208	NAM, LAM	20 A	3.3 kW	NEMA L6-20P 	(12) C13 	3.6 m	AP9566
		Horizontal, 1U	200 – 240	NAM, APJ, GCN	30 A	5.0 kW	NEMA L6-30P 	(4) C19 	3.66 m	AP6031A
		Horizontal, 1U	208	NAM	30 A	5.0 kW	NEMA L6-30P 	(4) C19 	3.0 m	AP9570
		Horizontal, 1U	200 – 240	NAM, LAM	30 A	5.0 kW	NEMA L6-30P 	(10) C13 	3.6 m	AP9571A
		Horizontal, 2U	230	LAM, EMEA, GCN, APJ	32 A	7.4 kW	Hardwire	(4) C19 	8.5 m	AP7585
		Horizontal, 1U	200 – 240	APJ, EMEA GCN	32 A	7.4 kW	IEC-309 32 A 	(4) C19 	3.66 m	AP6032A
		Horizontal, 2U	230	LAM, EMEA, GCN, APJ	32 A	7.4 kW	Hardwire	(4) IEC-309 32 A 	8.5 m	AP7586

*See pages 28 – 29 for inlet power cord options

**IEC Input Plug options listed are IP44 plug types

NetShelter Basic Rack PDUs

(continued)

Voltage	Mounting U-space	Nominal voltage	Region	Input circuit	Nominal power	Input plug type*	Output receptacles	Cord length	APC SKU	
208 V input	Vertical, 0U	208	NAM	20 A, 3 ϕ	5.8 kW	NEMA L21-20P	(42) 5-20 (6)	1.0 m	AP7562	
	Vertical, 0U	208	NAM	20 A, 3 ϕ	5.8 kW	NEMA L21-20P	(42) 5-20 (6)	3.0 m	AP7592	
	Vertical, 0U	208	NAM	20 A, 3 ϕ	5.8 kW	NEMA L21-20P	(21) 5-20 (6) L6-20 (3)	1.0 m	AP7563	
	Vertical, 0U	208	NAM	20 A, 3 ϕ	5.8 kW	NEMA L21-20P	(36) C13 (6) C19 (6)	1.0 m	AP7564	
	Vertical, 0U	200 – 240	NAM	50 A, 3 ϕ	12.5 kW	CS8365C	(30) C13 (6) C19 (6)	1.0 m	AP7568	
	Vertical, 0U	200 – 240	NAM	50 A, 3 ϕ	12.5 kW	CS8365C	(30) C13 (6) C19 (6)	3.0 m	AP7598	
	Vertical, 0U	200 – 240	NAM	50 A, 3 ϕ	14.4 kW	CS8365C	(24) C13 (2) L6-30 (4) C19 (3)	1.0 m	AP7569	
	Vertical, 0U	200 – 240	NAM	50 A, 3 ϕ	14.4 kW	CS8365C	(24) C13 (2) L6-30 (4) C19 (3)	3.0 m	AP7599	
	GREEN PREMIUM	Vertical, 0U	208	NAM	50 A, 3 ϕ	12.5 kW	CS8365C	(6) C19 (3) C13 (6)	1.8 m	AP7567A
		Vertical, 0U	200 – 240	NAM	60 A	10 kW	IEC-309 60 A	(21) C13 (6) C19 (6)	3.0 m	AP6007A
		Horizontal, 1U	200 – 240	NAM, GCN	60 A	11.6 kW	IEC-309 60 A	(3) C19 (6)	3.66 m	AP6039A
		Horizontal, 1U	200 – 240	APJ, EMEA GCN	63 A	12.1 kW	IEC-309 63 A	(3) C19 (6)	3.66 m	AP6038A
		Horizontal, 1U	200 – 240	NAM	50 A, 3 ϕ	14.4 kW	CS8365C	(6) C19 (6)	2.4 m	AP7516
		Horizontal, 1U	200 – 240	NAM, GCN	30 A, 3 ϕ	8.6 kW	NEMA L15-30P	(3) C19 (6)	3.6 m	AP6037A
		Horizontal, 2U	120 – 208	NAM	30 A, Split ϕ	5.8 kW	NEMA L14-30P	(4) L5-20 (3)	8.5 m	AP7580
		Horizontal, 2U	120 – 208	NAM	30 A, Split ϕ	5.8 kW	NEMA L14-30P	(4) L6-20 (3)	8.5 m	AP7581
		Horizontal, 2U	120 – 208	NAM	30 A, Split ϕ	5.8 kW	NEMA L14-30P	(12) 5-20 (6)	8.5 m	AP7582
		Horizontal, 2U	120 – 208	NAM	30 A, Split ϕ	5.8 kW	NEMA L14-30P	(4) L5-30 (3)	8.5 m	AP7583
Horizontal, 2U	120 – 208	NAM	30 A, Split ϕ	5.8 kW	NEMA L14-30P	(4) L6-30 (3)	8.5 m	AP7584		
400 – 415 V input	Vertical, 0U	400	LAM, EMEA, GCN, APJ	16 A, 3 ϕ	11 kW	IEC-309 16 A 3P+N+PE	(36) C13 (6) C19 (6)	1.0 m	AP7557	
	Vertical, 0U	400	LAM, EMEA, GCN, APJ	16 A, 3 ϕ	22 kW	IEC-309 32 A 3P+N+PE	(6) C13 (6) C19 (3) C19 (6)	1.8 m	AP7555A	
	Vertical, 0U	415	NAM	20 A, 3 ϕ	11.5 kW	IEC-309 20 A 3P+N+PE	(36) C13 (6) C19 (6)	1.0 m	AP7557NA	
	Horizontal, 1U	400	LAM, EMEA, GCN, APJ	32 A, 3 ϕ	22 kW	IEC-309 32 A 3P+N+PE	(6) C19 (6) C19 (6)	2.4 m	AP7526	

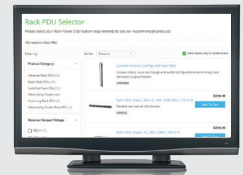
*IEC Input Plug options listed are IP44 plug types

Selecting and Configuring APC Rack PDUs

Use the Rack PDU Selector to help you choose from:

- Family type
- Input plug
- Output voltage
- Localized price
- Mount style (vertical or horizontal)

apc.com/tools/selector/pdu



NetShelter Metered Rack PDUs

Metered Rack PDUs provide real-time remote monitoring of connected loads. User-defined alarms warn of potential circuit overloads before critical IT failures occur.

Voltage	Mounting U-space	Nominal voltage	Region	Input circuit	Nominal power	Input plug type*	Output receptacles	Cord length	APC SKU	
100 – 120 V input	Vertical, 0U	100 – 120	NAM, Japan	15 A	1.4 kW	NEMA 5-15P	(10) 5-15	3.0 m	AP8831	
	Vertical, 0U	100 – 120	NAM	20 A	1.9 kW	NEMA L5-20P	(24) 5-20	3.0 m	AP8830	
	Vertical, 0U	100 – 120	Japan	20 A	2.0 kW	NEMA L5-20P	(24) 5-15	3.0 m	AP8830J	
	Vertical, 0U	100 – 120	Japan	20 A	1.9 kW	NEMA L5-20P	(10) 5-15	3.0 m	AP8833J	
	Vertical, 0U	100 – 120	NAM, Japan	30 A	2.9 kW	NEMA L5-30P	(24) 5-20	3.0 m	AP8832	
	Vertical, 0U	100 – 120	Japan	30 A	2.4 kW	NEMA L5-30P	(24) 5-15	3.0 m	AP8832J	
	Horizontal, 1U	120	NAM, LAM	15 A	1.4 kW	NEMA 5-15P	(8) 5-20	3.6 m	AP7800B	
	Horizontal, 1U	120	NAM, LAM	20 A	1.9 kW	NEMA L5-20P	(8) 5-20	3.6 m	AP7801B	
	Horizontal, 2U	120	NAM, LAM	30 A	2.9 kW	NEMA L5-30P	(16) 5-20	3.6 m	AP7802B	
	Horizontal, 2U	100	Japan	30 A	3.0 kW	NEMA L5-30P	(16) 5-15	3.6 m	AP7802BJ	
200 – 240 V input	GREEN PREMIUM	Vertical, 0U	230	Worldwide	10/12 A	2.3 kW	IEC-320 C14	(16) C13	3.0 m	AP7850B
		Vertical, 0U	100 – 240	Worldwide	16 A	3.3 kW	IEC-320 C20*	(18) C13 (2) C19	Inlet	AP8858
		Vertical, 0U	100 – 240	EMEA, APJ	16 A	3.7 kW	IEC-309 16 A	(18) C13 (2) C19	3.0 m	AP8858EU3
		Vertical, 0U	100 – 240	NAM, LAM, GCN, APJ	20 A	3.3 kW	NEMA L6-20P	(18) C13 (2) C19	3.0 m	AP8858NA3
		Vertical, 0U	200 – 240	NAM, Japan, LAM	30 A	5.0 kW	NEMA L6-30P	(36) C13 (6) C19	3.0 m	AP8841
		Vertical, 0U	208	NAM	30 A	5.8 kW	NEMA L14-30P	(16) 5-20 (2) C19 (12) C13	3.0 m	AP8870
		Vertical, 0U	220 – 240	LAM, EMEA, GCN, APJ	32 A	7.4 kW	IEC-309 32 A	(36) C13 (6) C19	3.0 m	AP8853
		Horizontal, 1U	100 – 240	Worldwide	10/12 A	2.5 kW	IEC-320 C14*	(8) C13	Inlet	AP7820B
		Horizontal, 1U	100 – 240	Worldwide	16 A	3.3 kW	IEC-320 C20*	(8) C13	Inlet	AP7821B
		Horizontal, 2U	200 – 240	NAM	30 A	5.0 kW	NEMA L6-30P	(12) C13 (4) C19	3.6 m	AP7811B
		Horizontal, 2U	230	LAM, EMEA, GCN, APJ	32 A	7.4 kW	IEC-309 32 A	(12) C13 (4) C19	3.6 m	AP7822B

*See pages 28 – 29 for inlet power cord options

**IEC Input Plug options listed are IP44 plug types

What is metered on Metered & Switched Rack PDUs?

- **Device:** Power and energy
- **Phase:** Current,* power, and voltage
- **Internal circuit breaker (bank):** Current*
- **Outlet:** Current, power, energy (AP8600 & AP8400 Series only)

*AP7000 series monitors current per phase and breaker only.

Why do we meter?

- **Device:** Rack level capacity change, planning, and efficiency calculations
- **Phase:** Balance loads between phases to protect against tripping upstream branch circuit breakers

- **Internal circuit breaker (bank):** Protect against tripping internal circuit breakers
- **Outlet:** Detailed capacity change, equipment efficiency, and trends

Rack PDU Management

APC Intelligent Rack PDUs provide remote power utilization data to help make informed power decisions and lower total cost of ownership.



- Manage on your own via web browser, Telnet (CLI), SNMP, and Redfish.
- Schneider Electric manage for you with EcoStruxure™ Monitoring & Dispatch Services. Learn more at [EcoStruxureIT.com](https://www.ecostruxure.com).

NetShelter Metered Rack PDUs

(continued)

Voltage	Mounting U-space	Nominal voltage	Region	Input circuit	Nominal power	Input plug type*	Output receptacles	Cord length	APC SKU	
208 V input	GREEN PREMIUM	Vertical, 0U	208	NAM	20 A, 3 ϕ	5.7 kW	NEMA L21-20P	(36) 5-20 (6) L6-20	3.0 m	AP8862
		Vertical, 0U	208	NAM	20 A, 3 ϕ	5.7 kW	NEMA L21-20P	(24) 5-20 (6) L6-20	3.0 m	AP8863
		Vertical, 0U	208	NAM	20 A, 3 ϕ	5.7 kW	NEMA L21-20P	(36) C13 (2) 5-20 (6) C19	1.8 m	AP8861
		Vertical, 0U	208	NAM	30 A, 3 ϕ	8.6 kW	NEMA L21-30P	(36) C13 (2) 5-20 (6) C19	1.8 m	AP8865
		Vertical, 0U	200 – 240	NAM	50 A, 3 ϕ	10.0 kW	CS8365C	(36) C13 (6) C19	1.8 m	AP8868
		Vertical, 0U	200 – 240	NAM	50 A, 3 ϕ	14.4 kW	CS8365C	(24) C13 (2) L6-30 (4) C19	3.0 m	AP7869B
		Vertical, 0U	200 – 240	NAM	50 A, 3 ϕ	14.4 kW	CS8365C	(24) C13 (2) L6-30 (4) C19	3.0 m	AP7899B
		Vertical, 0U	200 – 240	NAM	60 A, 3 ϕ	17.3 kW	IEC-309 60 A 3P+PE	(12) C19 (4) C13	1.8 m	AP8866
		Vertical, 0U	200 – 240	NAM	60 A, 3 ϕ	17.3 kW	IEC-309 60 A 3P+PE	(30) C13	1.8 m	AP8867
400 – 415 V input	GREEN PREMIUM	Vertical, 0U	400 – 415	Worldwide	16 A, 3 ϕ	11 kW	IEC-309 16 A 3P+N+PE	(36) C13 (6) C19	1.8 m	AP8881
		Vertical, 0U	415	NAM	30 A, 3 ϕ	17.3 kW	IEC-309 30 A 3P+N+PE	(12) C19 (30) C13	1.8 m	AP8887
		Vertical, 0U	400	LAM, EMEA, GCN, APJ	32 A, 3 ϕ	22 kW	IEC-309 32 A 3P+N+PE	(12) C19 (30) C13	1.8 m	AP8886
		Vertical, 0U	415	NAM	40 A, 3 ϕ	23 kW	IEC-309 60 A 3P+N+PE	(12) C19 (30) C13	1.8 m	AP8888

*IEC Input Plug options listed are IP44 plug types

Standard Rack PDU Local Display

AP7000 series

- Load indicator LEDs
- Serial connection: local configuration and out-of-band management
- Local two-digit LED current monitoring display
- Network management: access, configure, and receive warnings from remote locations via Web, SNMP, and Telnet

AP8000 series

- User-interactive display for local access
- Local USB port for flash firmware updates and downloading data/event logs (not to be used as serial port)
- Environmental monitoring port for external temperature/humidity probe
- CAN In/Out ports for network port sharing up to 4 PDUs
- Micro USB console port
- 10/100/Gigabit network

APF8000 series

- Color user-interactive display for local access
- USB for FW upgrades
- RS485 ports for network port sharing up to 32 PDUs

NetShelter Metered-by-Outlet Rack PDUs

Metered-by-Outlet Rack PDUs provide real-time remote monitoring of each individual outlet to empower IT professionals with the necessary tools for advanced data center energy management.

Voltage		Mounting U-space	Nominal voltage	Region	Input circuit	Nominal power	Input plug type*	Output receptacles	Cord length	APC SKU
100 – 120 V input	GREEN PREMIUM	Vertical, 0U	100 – 240	Worldwide	16 A	3.3 kW	IEC-320 C20*	(21) C13 (3) C19	3.0 m	AP8459WW
		Vertical, 0U	200 – 240	NAM, Japan, LAM	20 A	3.3 kW	NEMA L6-20P	(21) C13 (3) C19	3.0 m	AP8459NA3
		Vertical, 0U	200 – 240	LAM, EMEA, GCN, APJ	16 A	3.7 kW	IEC-309 16 A	(21) C13 (3) C19	3.0 m	AP8459EU3
		Vertical, 0U	200 – 240	NAM, Japan, LAM	30 A	5.0 kW	NEMA L6-30P	(21) C13 (3) C19	3.0 m	AP8441
200 – 240 V input	GREEN PREMIUM	Vertical, 0U	200 – 240	LAM, EMEA, GCN, APJ	32 A	7.4 kW	IEC-309 32 A	(21) C13 (3) C19	3.0 m	AP8453
		Vertical, 0U	208	NAM	20 A, 3φ	5.7 kW	NEMA L21-20P	(21) C13 (3) C19	1.8 m	AP8461
400 – 415 V input		Vertical, 0U	400 – 415	Worldwide	16 A, 3φ	11 kW	IEC-309 16 A 3P+N+PE	(21) C13 (3) C19	1.8 m	AP8481

NetShelter Switched Rack PDUs

Switched Rack PDUs provide advanced load monitoring combined with remote on/off switching control of individual outlets for power cycling, delayed power sequencing, and outlet use management.

Voltage		Mounting U-space	Nominal voltage	Region	Input circuit	Nominal power	Input plug type*	Output receptacles		Cord length	APC SKU
100 – 120 V input	GREEN PREMIUM	Vertical, 0U	100 – 120	NAM, Japan	15 A	1.4 kW	NEMA 5-15P	(8) 5-15	ITE SWITCHING CONTROL**	3.0 m	AP8931
		Vertical, 0U	120	NAM	20 A	1.9 kW	NEMA L5-20P	(24) 5-20		3.0 m	AP8930
		Vertical, 0U	100	Japan	20 A	1.9 kW	NEMA L5-20P	(24) 5-15		3.0 m	AP8930J
		Vertical, 0U	120	NAM, Japan	30 A	2.9 kW	NEMA L5-30P	(24) 5-20		3.0 m	AP8932
		Horizontal, 1U	100 – 120	NAM, LAM	15 A	1.4 kW	NEMA 5-15P	(8) 5-15		3.6 m	AP7900B
		Horizontal, 1U	100 – 120	NAM	20 A	1.9 kW	NEMA L5-20P	(8) 5-20		3.6 m	AP7901B
		Horizontal, 2U	120	NAM	30 A	2.9 kW	NEMA L5-30P	(16) 5-20		3.6 m	AP7902B
200 – 240 V input	GREEN PREMIUM	Horizontal, 2U	100	Japan	32 A	3.0 kW	NEMA L5-30P	(16) 5-15	3.6 m	AP7902BJ	
		Vertical, 0U	230	EMEA, GCN, APJ	10 A	2.3 kW	IEC-320 C14*	(16) C13 (1) C19	3.0 m	AP7950B	
		Vertical, 0U	100 – 240	NAM, LAM	20 A	3.3 kW	NEMA L6-20P	(7) C13 (1) C19	3.0 m	AP8958NA3	
		Vertical, 0U	100 – 240	Worldwide	16 A	3.3 kW	IEC-320 C20*	(7) C13 (1) C19	Inlet	AP8958	
		Vertical, 0U	230	LAM, EMEA, GCN, APJ	16 A	3.7 kW	IEC-309 16 A	(7) C13 (1) C19	3.0 m	AP8958EU3	
		Vertical, 0U	100 – 240	NAM, LAM	20 A	3.3 kW	NEMA L6-20P	(21) C13/15 (3) C19/21	3.0 m	APDU9959NA3	
		Vertical, 0U	100 – 240	Worldwide	16 A	3.3 kW	NEMA L6-20P	(21) C13/15 (3) C19/21	3.0 m	APDU9959J	
		Vertical, 0U	230	LAM, EMEA, GCN, APJ	16 A	3.7 kW	IEC-309 16 A	(21) C13 (3) C19	3.0 m	APDU9959EU3	
		Vertical, 0U	200 – 240	NAM, LAM	30 A	5.0 kW	NEMA L6-30P	(21) C13/15 (3) C19/21	3.0 m	APDU9941	
		Vertical, 0U	120 – 208	NAM	30 A	5.8 kW	NEMA L14-30P	(16) 5-20 (7) C13/15 (1) C19/21	3.0 m	APDU9970	
		Vertical, 0U	220 – 240	LAM, EMEA, GCN, APJ	32 A	7.4 kW	IEC-309 32 A	(21) C13 (3) C19	3.0 m	APDU9953	
		Horizontal, 1U	208 – 230	Worldwide	10/12 A	2.5 kW	IEC-320 C14*	(8) C13	2.0 m	AP7920B	
		Horizontal, 1U	208 – 230	Worldwide	16 A	3.3 kW	IEC-320 C20*	(8) C13	2.4 m	AP7921B	
		Horizontal, 2U	200 – 240	NAM	30 A	5.0 kW	NEMA L6-30P	(16) C13	3.6 m	AP7911B	
Horizontal, 2U	230	LAM, EMEA, GCN, APJ	32 A	7.4 kW	IEC-309 32 A	(16) C13	3.0 m	AP7922B			

*See pages 28 – 29 for inlet power cord options; IEC Input Plug options listed are IP44 plug types.

**Remote switching control available through EcoStruxure IT Expert in the 7000, 8000, and 9000 Series PDUs.

NetShelter Switched Rack PDUs

(continued)

*See pages 28 – 29 for inlet power cord options; IEC Input Plug options listed are IP44 plug types. **Remote switching control available through EcoStruxure IT Expert in the 7000, 8000, and 9000 Series PDUs.

Voltage	Mounting U-space	Nominal voltage	Region	Input circuit	Nominal power	Input plug type*	Output receptacles	ITE SWITCHING CONTROL**	Cord length	APC SKU
208 V input	GREEN PREMIUM	Vertical, 0U	NAM	20 A, 3φ	5.7 kW	NEMA L21-20P	(21) C13/15 (3) C19/21	☑	1.8 m	APDU9961
		Vertical, 0U	NAM	20 A, 3φ	6.0 kW	NEMA L21-20P	(24) 5-20	☑	3.0 m	AP8962
		Vertical, 0U	NAM	30 A, 3φ	8.6 kW	NEMA L21-30P	(21) C13/15 (3) C19/21	☑	1.8 m	APDU9965
		Vertical, 0U	NAM	60 A, 3φ	17.3 kW	IEC-309 60 A 3P+PE	(20) C13/15 (12) C19/21	☑	2.0 m	APDU9966
		Vertical, 0U	NAM	60 A	17.3 kW	IEC-309 60 A 3P+PE	(42) C13/15 (6) C19/21	☑	2.0 m	APDU9967
		Vertical, 0U	NAM	50 A, 3φ	12.5 kW	CS8365C	(21) C13 (3) C19	☑	1.0 m	AP7968B
		Vertical, 0U	NAM	50 A, 3φ	12.5 kW	CS8365C	(21) C13 (3) C19	☑	3.0 m	AP7998B
400 – 415 V input	GREEN PREMIUM	Vertical, 0U	NAM	16 A, 3φ	11.1 kW	IEC-309 16 A 3P+N+PE	(21) C13/15 (3) C19/21	☑	1.8m	APDU9981NA3
		Vertical, 0U	Worldwide	16 A, 3φ	11.1 kW	IEC-309 16 A 3P+N+PE	(21) C13 (3) C19	☑	1.8 m	APDU9981EU3

Innovative Outlet Design

Industry first hybrid PDU outlets are UL certified hybrid C13/C15 and C19/C21 PDU outlets.***

- Compatible with C14 and C20 power cords
- Future-proofed for new C16 and C22 cords
- These outlets provide 120C (vs 70C) outlet rating for true 60C performance at 100% load



Integration with EcoStruxure IT Expert

APC Intelligent Rack PDUs, when combined with EcoStruxure IT Expert make efficient use of your time with cloud based monitoring and help provide an instant overview and remote control** of data center operations.



Pre-load the power today!

Save time, money, and waste by having your Rack PDUs pre-installed amongst other accessories in your rack with Local Edge Configurator!

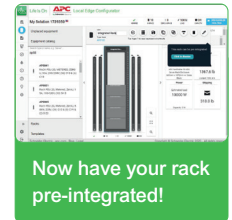
End user? Contact your sales rep or locate a partner and request an integrated rack today!

Visit “How to buy” on apc.com to locate a sales rep or partner.

Partner or interested in becoming a partner? Access the configurator through our Partner Portal for your unique partner experience: designportal.apc.com/login.htm.

Local Edge Configurator

- Accessible on mobile, tablet, and laptop browsers: designportal.apc.com
- Configure a rack with a few accessories or a complete Micro Data Center solution
- Search and add from a refreshed catalog of rack mountable equipment
- Drag and drop equipment into the rack
- Validate compatibility, UPS, weight
- Save a template for future use
- Get rack assembly and shipping reports



Color Code Your PDUs Now!

Simple and easy to use solution for color coding power sources in a rack. Includes label for display, top of PDU, and input cord.

Description	APC SKU
AP8000 series Red Label Kit for 10 PDUs	AP8000RED
AP8000 series Blue Label Kit for 10 PDUs	AP8000BLU



***Select models, see complete list above.

NetShelter Metered-by-Outlet with Switching Rack PDUs

Metered-by-Outlet with Switching Rack PDUs provide real-time remote monitoring of each individual outlet combined with remote on/off outlet switching control to empower IT professionals with the necessary tools for complete control of their power distribution and advanced data center energy management.

Voltage	Mounting U-space	Nominal voltage	Region	Input circuit	Nominal power	Input plug type**	Output receptacles		Cord length	APC SKU
100 – 120 V input	Vertical, 0U	100 - 120	NAM, Japan	30 A	2.9 kW	NEMA L5-30P	(21) C13 (3) C19	GREEN PREMIUM ITE SWITCHING CONTROL**	3.0 m	AP8632
200 – 240 V input	Vertical, 0U	208	NAM	20 A	3.3 kW	NEMA L6-20P	(21) C13 (3) C19		3.0 m	AP8659NA3
	Vertical, 0U	100 – 240	Worldwide	20 A	3.3 kW	IEC-320 C20*	(21) C13 (3) C19		Inlet	AP8659
	Vertical, 0U	230	LAM, EMEA, GCN, APJ	16 A	3.7 kW	IEC-309 16	(21) C13 (3) C19		3.0 m	AP8659EU3
	Vertical, 0U	200 – 240	NAM, Japan, LAM	30 A	5.0 kW	NEMA L6-30P	(21) C13 (3) C19		3.0 m	AP8641
	Vertical, 0U	220 – 240	LAM, EMEA, GCN, APJ	32 A	7.4 kW	IEC-309 32 A	(21) C13 (3) C19		3.0 m	AP8653
208 V input	Vertical, 0U	208	NAM	20 A, 3 ϕ	5.7 kW	NEMA L21-20P	(21) C13 (3) C19	1.8 m	AP8461	
400 – 415 V input	Vertical, 0U	400 – 415	Worldwide	16 A, 3 ϕ	11 kW	IEC-309 16 A 3P+N+PE	(21) C13 (3) C19	1.8 m	AP8481	

*See pages 28 – 29 for inlet power cord options; IEC Input Plug options listed are IP44 plug types.

**Remote switching control available through EcoStruxure IT Expert.



NetShelter Rack Automatic Transfer Switches (ATS)

Fifth-Generation AP44xxASeries ATS

Intelligent and cyber-secure for seamless power switching



APC NetShelter Rack ATS provides redundant power to single-corded equipment loads in the IT rack. These high-availability switches are cyber-secure and offer greater control of your IT equipment from cloud to edge.

Nominal voltage	Mounting U-space	Input circuit	Primary region	APC SKU
100	1U	15 A	Japan	AP4450AJ
100	1U	20 A	Japan	AP4452AJ
100/120	1U	15 A	NAM, LAM, Japan	AP4450A
120	1U	20 A	NAM, LAM	AP4452A
120	2U	30A	NAM, LAM	AP4453A
200/208	1U	20 A	NAM, LAM, Japan	AP4430A
200/208	2U	30 A	NAM, LAM, Japan	AP4432A
208	1U	12 A	NAM, LAM	AP4433A
208	1U	20 A	NAM, LAM	AP4434A
208	2U	30 A	NAM, LAM	AP4431A
230	1U	10 A	EMEA, EAP, China, India	AP4421A
230	1U	16 A		AP4422A
230	1U	16 A		AP4423A
230	2U	32 A		AP4424A



Reliability

- **Switching time <10ms**
- **Field replaceable network management card (NMC)** to minimize downtime disruption in the event of a failure
- **Temperature/humidity sensor support** for environmental monitoring in your data center or network closet
- **Dual input power cords** for seamless power switching
- **2 years standard warranty, 5 years extended warranty**



Agility

- **32 rack ATS network port sharing** to manage from one IP address to simplify and speed deployment while saving the cost
- **Flash upgradable** to enable future product enhancement via network firmware upgrade
- **Wi-fi support via APC USB device** for cable-less installation and setup



Manageability

- **Gigabit Ethernet support** for future-proofed faster communication up to 1 Gbps over network; this built-in network connectivity allows remote management via Web UI, CLI, SNMP, or EcoStruxure Data Center Expert
- **Color LCD display** for ease of access
- **LCES1 mini NMC3 network management card** for enhanced security, remote monitoring, and control of individual rack ATS by connecting it directly to network
- **EcoStruxure IT ready** for seamless integration including alarm notification alerts and control of critical IT infrastructure from anywhere in the event of an issue

Make Power Distribution Easy

The APC Easy Rack PDU is an easy-to-install, easy-to-use, easy-to-customize rack mount PDU that provides reliable power distribution to the equipment in the rack and with the functionality of monitoring and control.

Easy Basic Rack PDUs

- Reliable power distribution

Easy Metered Rack PDUs


- Real-time remote monitoring of connected leads
- User-defined alarms warn IT and data center managers of potential circuit overloads to prevent accidental power loss to critical equipment

Easy Switched Rack PDUs

- Metered functionality
- Switch on/off the connected power load remotely

Easy Metered-by-Outlet Rack PDUs

- Individual outlet-level power metering
- User resettable energy (kWh) logs for capacity planning and efficiency initiatives energy



Easy for installation

- Ultra-light weight thanks to aluminum housing
- Support both toolless mounting and bracket mounting
- Built-in input cord with Industrial connector for vertical PDU
- Low-profile in depth, more convenience for equipment installation

Easy for operation and maintenance

- User-friendly and simple Web interface and LCD screen
- Support network port, easy for data communication
- Field-replaceable control module, easy for maintenance


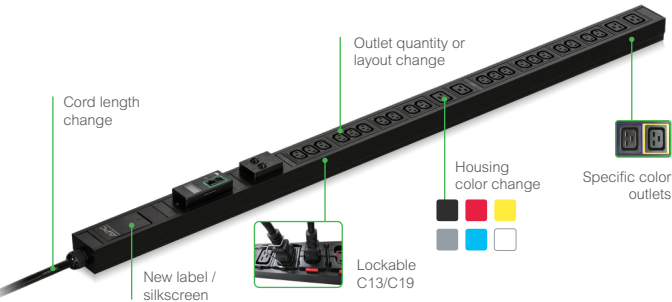
Typical applications

- Small and medium data centers and computer rooms
- Colocation and large enterprise data centers
- Manufacturing facilities
- Telecommunication
- Commercial buildings
- Healthcare
- Transportation

Custom Easy Rack PDUs

Pre-configured or custom Easy Rack PDU designs are available to suit unique project and end-user requirements.

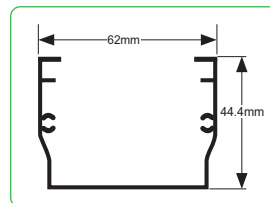
For requests and more details, email: easycustomracks@se.com



Hydraulic-magnetic circuit breaker



Schuko type socket



Chassis cross-section

Product feature by Easy Rack PDU by family/series

	Basic	Metered	Switched	Metered-by-Outlet	Metered-by-Outlet with Switching
	EPDU1xxxB	EPDU1xxxM	EPDU1xxxS	EPDU1xxxMBO	EPDU1xxxSMBO
Design features					
Ultra-low profile, space-saving design	•	•		•	•
Hydraulic-magnetic circuit breakers	•	•	•	•	•
Environmental monitoring port for external temperature/humidity monitoring		•	•	•	•
Availability for regional outlets socket type	•				
Display and network management					
Full-featured network management via Web and SNMP		•	•	•	•
User-interactive LCD display for local access		•	•	•	•
Network port sharing			4	4	4
Metering capability					
Metering accuracy		±3%	±3%	±1%	±1%
Active current measurements (amps)		•	•	•	•
Active power measurements (including volts, amps, real power (kW) and energy (kWh))		•	•	•	•
User-customizable alarms and warnings		•	•	•	•
Embedded log memory to record/review/report		•	•	•	•
Individual outlet power metering				•	•
Use access control with two levels		•	•	•	•
Outlet control					
Individual outlet remote power on/off control			•		•
Power-on sequencing and time delays with full user customization			•		•
Outlet level grouping (multiple outlets in same or multiple units follow single command)			•		•
Use access control with two levels		•	•	•	•
Environmental					
Maximum operating temperature	45°C	45°C	45°C	45°C	45°C
Maintenance					
Warranty	1 year	1 year	1 year	2 years	2 years



Easy Basic Rack PDUs

(Only sold outside of North America and Japan)

APC Easy Basic Rack PDUs provide reliable rack power distribution via a single input with multiple output receptacles and distribute power from low amperage single-phase circuits to higher-power 3-phase solutions.

Voltage	Mounting U-space	Nominal voltage	Region	Input circuit	Nominal power	Input plug type	Output receptacles	Cord length	APC SKU
230 V	Vertical, 1U	230	EMEA	10 A	2.3 kW	IEC-320 C14	(6) Schuko CEE 7 (1) C13	2.5 m	EPDU1010B-SCH
	Vertical, 1U	230	LAM, EMEA, APAC, GCN	16 A	3.6 kW	IEC-320 C20	(8) C13	2.5 m	EPDU1016B
	Vertical, 0U	230	LAM, EMEA, APAC, GCN	16 A	3.6 kW	IEC 309 16A 2P+E	(20) C13 (4) C19	3 m	EPDU1116B
	Vertical, 0U	230	EMEA	16 A	3.6 kW	Schuko CEE 7/EU 1-16P	(14) Schuko CEE 7	3 m	EPDU1116B-SCH
	Vertical, 0U	230	LAM, EMEA, APAC, GCN	32 A	7.3 kW	IEC 309 32A 2P+E	(20) C13 (4) C19	3 m	EPDU1132B
	Vertical, 0U	230	EMEA	32 A	7.3 kW	IEC 309 32A 2P+E	(21) Schuko CEE 7	3 m	EPDU1132B-SCH
400V, 3PH	Vertical, 0U	400, 3PH	LAM, EMEA, APAC, GCN	16 A	11 kW	IEC 309 16A 3P+N+E	(36) C13 (6) C19	2 m	EPDU1216B
	Vertical, 0U	400, 3PH	LAM, EMEA, APAC, GCN	32 A	22 kW	IEC 309 32A 3P+N+E	(30) C13 (12) C19	2 m	EPDU1232B

Easy Metered Rack PDUs

(Only sold outside of North America and Japan)

Easy Metered Rack PDUs provide real-time remote monitoring of connected loads. User-defined alarms warn of potential circuit overloads before critical IT failures occur.

Voltage	Mounting U-space	Nominal voltage	Region	Input circuit	Nominal power	Input plug type	Output receptacles	Cord length	APC SKU
230 V	Horizontal, 1U	230	LAM, EMEA, APAC, GCN	16 A	3.6 kW	IEC-320 C20	(8) C13	2.5 m	EPDU1016M
	Vertical, 0U	230	LAM, EMEA, APAC, GCN	16 A	3.6 kW	IEC 309 16A 2P+E	(18) C13 (3) C19	3 m	EPDU1116M
	Vertical, 0U	230	LAM, EMEA, APAC, GCN	32 A	7.3 kW	IEC 309 32A 2P+E	(20) C13 (4) C19	3 m	EPDU1132M
400V, 3PH	Vertical, 0U	400, 3PH	LAM, EMEA, APAC, GCN	16 A	11 kW	IEC 309 16A 3P+N+E	(21) C13 (3) C19	2 m	EPDU1216M
	Vertical, 0U	400, 3PH	LAM, EMEA, APAC, GCN	32 A	22 kW	IEC 309 32A 3P+N+E	(18) C13 (6) C19	2 m	EPDU1232M

Easy Switched Rack PDUs

(Only sold outside of North America and Japan)

Easy Switched Rack PDUs provide advanced load monitoring combined with remote on/off switching control of individual outlets for power cycling.

Voltage	Mounting U-space	Nominal voltage	Region	Input circuit	Nominal power	Input plug type	Output receptacles	Cord length	APC SKU
230 V	Horizontal, 1U	230	LAM, EMEA, APAC, GCN	16 A	3.6 kW	IEC-320 C20	(8) C13	2.5 m	EPDU1016S
	Vertical, 0U	230	LAM, EMEA, APAC, GCN	16 A	3.6 kW	IEC 309 16A 2P+E	(20) C13 (4) C19	3 m	EPDU1116S
	Vertical, 0U	230	LAM, EMEA, APAC, GCN	32 A	7.3 kW	IEC 309 32A 2P+E	(20) C13 (4) C19	3 m	EPDU1132S
400V, 3PH	Vertical, 0U	230	LAM, EMEA, APAC, GCN	16 A	7.3 kW	IEC 309 16A 3P+N+E	(21) C13 (6) C19	2 m	EPDU1216S
	Vertical, 0U	230	LAM, EMEA, APAC, GCN	32 A	22 kW	IEC 309 32A 3P+N+E	(18) C13 (30) C19	2 m	EPDU1232S
	Vertical, 0U	230	LAM, EMEA, APAC, GCN	32 A	22 kW	IEC 309 32A 3P+N+E	(30) C13 (6) C19	2 m	EPDU1232S X3620

Easy Metered-by-Outlet Rack PDUs

(Only sold outside of North America and Japan)

Easy Metered-by-Outlet Rack PDU provides advanced load monitoring combined with individual outlets metering for greater power management.

Voltage	Mounting U-space	Nominal voltage	Region	Input circuit	Nominal power	Input plug type	Output receptacles	Cord length	APC SKU
230 V	Vertical, 0U	230	LAM, EMEA, APAC, GCN	16 A	3.6 kW	IEC 309 16A 2P+E	(20) C13 (4) C19	3 m	EPDU1116MBO
	Vertical, 0U	230	LAM, EMEA, APAC, GCN	32 A	7.3 kW	IEC 309 32A 2P+E	(20) C13 (4) C19	3 m	EPDU1132MBO
400V, 3PH	Vertical, 0U	400, 3PH	LAM, EMEA, APAC, GCN	16 A	11 kW	IEC 309 16A 3P+N+PE	(18) C13 (6) C19	3 m	EPDU1216MBO
	Vertical, 0U	400, 3PH	LAM, EMEA, APAC, GCN	32 A	22 kW	IEC 309 32A 3P+N+PE	(18) C13 (6) C19	3 m	EPDU1232MBO













Easy Metered-by-Outlet with Switching Rack PDUs

(Only sold outside of North America and Japan)

Easy Metered-by-Outlet with Switching Rack PDU offers advanced load monitoring combined with remote on/off switching control & power metering on individual outlets.

Voltage	Mounting U-space	Nominal voltage	Region	Input circuit	Nominal power	Input plug type	Output receptacles	Cord length	APC SKU
230 V	Vertical, 0U	230	LAM, EMEA, APAC, GCN	16 A	3.6 kW	IEC 309 16A 2P+E	(20) C13 (4) C19	3 m	EPDU1116SMBO
	Vertical, 0U	230	LAM, EMEA, APAC, GCN	32 A	7.3 kW	IEC 309 32A 2P+E	(20) C13 (4) C19	3 m	EPDU1132SMBO
400V, 3PH	Vertical, 0U	400, 3PH	LAM, EMEA, APAC, GCN	16 A	11 kW	IEC 309 16A 3P+N+PE	(18) C13 (6) C19	3 m	EPDU1216SMBO
	Vertical, 0U	400, 3PH	LAM, EMEA, APAC, GCN	32 A	22 kW	IEC 309 32A 3P+N+PE	(18) C13 (6) C19	3 m	EPDU1232SMBO

Locking IEC power cords

PDU input		Server input	Cord length	Cords per SKU	APC SKU	Color Option	
IEC C14 straight			IEC-C13 	0.6 m 1.2 m 1.8 m	6 6 6	AP8702S* AP8704S* AP8706S*	Red/Blue Red/Blue Red/Blue
IEC C14 (three right, three left)			IEC-C13 	0.6 m 1.2 m 1.8 m	6 6 6	AP8702R* AP8704R* AP8706R*	
IEC C20 straight			IEC-C19 	0.6 m 1.2 m 1.8 m	6 6 6	AP8712S AP8714S AP8716S	Red/Blue Red/Blue Red/Blue
IEC C20 (three right, three left)			IEC-C19 	0.6 m 1.2 m 1.8 m	6 6 6	AP8712R AP8714R AP8716R	







Locking IEC power cords provide a mechanism to secure power cord connections to the rack PDU when used with any 8000 and 9000 Series unit.





**-NA and -WW designation are required in SKU numbers for AP870xS and AP870xR, e.g., AP8702S-NA.

8000 NEMA Style PDUs only utilize optional cord retention bracket AP8069, e.g. AP8632

Input power cords

Input power cords for devices with C14 or C20 inlet

Non-locking PDU input	Plug type	Cord length	APC SKU
IEC-C19 straight	NEMA L6-20P	3.7 m	AP9871
IEC-C19 straight	NEMA 5-20P	2.5 m	AP9872
IEC-C19 straight	NEMA L5-20P	2.5 m	AP9873
IEC-C19 straight	Shuko (CEE 7) 	2.5 m	AP9875
IEC-C19 straight	IEC-309	2.5 m	AP9876
IEC-C13 straight	NEMA 5-15P	2.4 m	AP9893
IEC-C13 straight	NEMA L5-15P	2.4 m	AP9894
IEC-C19 straight	UK (BS1363) 	2.4 m	AP9895
IEC-C19 straight	NEMA L6-30P 	2.4 m	AP9896
IEC-C19 straight	Australia AS3112 	3.7 m	AP9897

Locking PDU input	Plug type	Cord length	APC SKU
IEC-C19 straight	NEMA 5-15P	3.0 m	AP8750
IEC-C19 straight	NEMA 5-20P	3.0 m	AP8751
IEC-C19 straight	NEMA L5-20P	3.0 m	AP8752
IEC-C19 straight	NEMA L5-20P	3.0 m	AP8752J
IEC-C19 straight	NEMA L6-20P	3.0 m	AP8753
IEC-C19 straight	NEMA L6-20P	3.0 m	AP8753J
IEC-C19 straight	Australia AS3112 	3.0 m	AP8754
IEC-C19 straight	Shuko (CEE 7) 	3.0 m	AP8755
IEC-C19 straight	UK (BS1363) 	3.0 m	AP8756
IEC-C19 straight	China (16A) 	3.0 m	AP8757
IEC-C19 straight	IEC-309	3.0 m	AP8758
IEC-C19 straight	Rewireable	3.0 m	AP8759

Other accessories

Description	APC SKU
Mounting brackets	
NetShelter™ SX and third-party racks, 0U accessory and PDU bracket	AR7711
Horizontal to vertical, 0U mounting bracket for horizontal 1U Rack PDUs	AR8417

Environmental

Description	Connector type	Cord length	APC SKU
Temp. sensor	RJ-45	3.9 m	AP9335T
Temp. and humidity sensor	RJ-45	3.9 m	AP9335TH

Note: Environmental sensors only compatible with 8000 & 9000 Series Rack PDUs. Each Rack PDU includes one environmental sensor port for an optional sensor.

Choose a rack system

Premium data center Infrastructure and server room

Part number	Description	Alternate option
AR3100	NetShelter SX 42U 600 mm wide x 1070 mm deep enclosure	TAA W X SP MDC
AR3105	NetShelter SX 45U 600 mm wide x 1070 mm deep enclosure with sides, black	TAA W SP
AR3107	NetShelter SX 48U 600 mm wide x 1070 mm deep enclosure	TAA X SP
AR3150	NetShelter SX 42U 750 mm wide x 1070 mm deep enclosure	W X SP
AR3155	NetShelter SX 45U 750 mm wide x 1070 mm deep enclosure with sides, black	SP W
AR3157	NetShelter SX 48U 750 mm wide x 1070 mm deep enclosure	X SP
AR3300	NetShelter SX 42U 600 mm wide x 1200 mm deep enclosure	W X SP
AR3305	NetShelter SX 45U 600 mm wide x 1200 mm deep enclosure with sides, black	SP W
AR3307	NetShelter SX 48U 600 mm wide x 1200 mm deep enclosure	W X SP
AR3350	NetShelter SX 42U 750 mm wide x 1200 mm deep enclosure	W X SP
AR3355	NetShelter SX 45U 750 mm wide x 1200 mm deep enclosure with sides, black	W SP
AR3357	NetShelter SX 48U 750 mm wide x 1200 mm deep enclosure	X SP
AR3307 X674	NetShelter SX 52U 600 mm wide x 1200 mm deep enclosure with sides, black	
AR3357 X674	NetShelter SX 52U 750 mm wide x 1200 mm deep enclosure with sides, black	
AR3140	NetShelter SX 42U 750 mm wide x 1070 mm deep networking enclosure with sides	W
AR3340	NetShelter SX 42U 750 mm wide x 1200 mm deep networking enclosure with sides	W
AR3347	NetShelter SX 48U 750 mm wide x 1200 mm deep networking enclosure with sides	
AR3200	NetShelter SX Colocation 2 x 20U 600 mm wide x 1070 mm deep enclosure with sides, black	
AR9300SP	NetShelter SX3K 42U 600mm wide x 1200mm deep enclosure with 1587kg (3500lb) shock packaging, no ramp	
AR-9300SP-R	NetShelter SX3K 42U 600mm wide x 1200mm deep enclosure with 1587kg (3500lb) shock packaging, including ramp	
AR9307SP	NetShelter SX3K 48U 600mm wide x 1200mm deep enclosure with 1587kg (3500lb) shock packaging, no ramp	
AR-9307SP-R	NetShelter SX3K 48U 600mm wide x 1200mm deep enclosure with 1587kg (3500lb) shock packaging, including ramp	
AR2144BLK	NetShelter VX Seismic 42U enclosure deep sides, black	
AR2145BLK	NetShelter VX Seismic 42U enclosure without sides, black	
VDIM 33174	Overhead Zone Cabling 4U 19 in (482 mm) with patch frame	

Data center, server room, network closet

Part number	Description	Alternate option
AR2400FP1	NetShelter SV 42U 600 mm wide x 1060 mm deep enclosure with sides, black, single rack unassembled	
AR2400	NetShelter SV 42U 600 mm wide x 1060 mm deep enclosure with sides, black	
AR2401	NetShelter SV 42U 600 mm wide x 1060 mm deep enclosure without sides, black	
AR2407	NetShelter SV 48U 600 mm wide x 1060 mm deep enclosure with sides, black	
AR2480	NetShelter SV 42U 800 mm wide x 1060 mm deep enclosure with sides, black	
AR2487	NetShelter SV 48U 800 mm wide x 1060 mm deep enclosure with sides, black	
AR2500	NetShelter SV 42U 600 mm wide x 1200 mm deep enclosure with sides, black	
AR2507	NetShelter SV 48U 600 mm wide x 1200 mm deep enclosure with sides, black	
AR2580	NetShelter SV 42U 800 mm wide x 1200 mm deep enclosure with sides, black	
AR2587	NetShelter SV 48U 800 mm wide x 1200 mm deep enclosure with sides, black	
AR201	NetShelter 2 Post Rack 45U #12-24 threaded holes, black	
AR203A	NetShelter 4 Post Open Frame Rack 44U square holes	
AR204A	NetShelter 4 Post Open Frame Rack 44U #12-24 threaded holes	

- X Options without sides, add X609; without doors, add X610; without sides/doors, add X617
- TAA TAA compliant
- SP Shock packaging, see apc.com for load capacities
- W Available in white color, check apc.com for availability
- MDC Micro Data Center with factory installed UPS, RPDU, APC NetBotz™, & Shock Packaging



ATO options

- Without sides, add X609
- Without doors, add X610
- Without sides or doors, add X617, e.g., AR3100X609 = 600mm x 1070mm deep without sides

Choose a rack system (continued)

	Part number	Description	Alternate option
Server Room, Network Closet, AV application, and Remote Locations	AR3003	NetShelter SX 12U 600 mm wide x 900 mm deep enclosure	SP
	AR3006	NetShelter SX 18U 600 mm wide x 900 mm deep enclosure	SP
	AR3103	NetShelter SX 12U 600 mm wide x 1070 mm deep enclosure	SP
	AR3106	NetShelter SX 18U 600 mm wide x 1070 mm deep enclosure	SP
	AR3104	NetShelter SX 24U 600 mm wide x 1070 mm deep enclosure	SP MDC
	AR3810	NetShelter AV 42U 600 mm wide x 825 mm deep enclosure with sides and 10-32 threaded rails, black	
	AR3812	NetShelter AV 42U 600 mm wide x 825 mm deep enclosure 10-32 threaded rails no sides/roof/doors, black	
	AR3814	NetShelter AV 24U 600 mm wide x 825 mm deep enclosure with sides and 10-32 threaded rails, black	
	Data center, server room, network closet	AR4000MVA	NetShelter CX mini soundproofed server room in a box enclosure, grey/oak
AR4018A		NetShelter CX 18U secure soundproof server room in a box enclosure, grey/oak	SP W G B
AR4024A		NetShelter CX 24U secure soundproof server room in a box enclosure, grey/oak	SP W G B
AR4038A		NetShelter CX 38U secure soundproof server room in a box enclosure, grey/oak	W G B

- SP Shock packaging, see apc.com for load capacities
- W Available in white color, check apc.com for availability
- G Available in grey color, check apc.com for availability
- B Available in black color, check apc.com for availability
- MDC Micro Data Center with factory installed UPS, RPDU, NetBotz, & Shock Packaging

	Part number	Description	Alternate option
Remote locations wall-mounted	AR106	NetShelter WX 6U 600mm wide x 400 mm deep, black, unassembled	
	AR106SH4	NetShelter WX 6U 600mm wide x 400 mm deep, black, assembled	
	AR106SH6	NetShelter WX 6U 600mm wide x 600 mm deep, black, assembled	
	AR106V	NetShelter WX 6U 965mm wide x 331 mm deep, black, assembled, low profile	MDC
	AR106VI	NetShelter WX 6U 965mm wide x 331mm deep, black, assembled, low profile, International	MDC
	AR109	NetShelter WX 9U 600mm wide x 400 mm deep, black, unassembled	
	AR109SH4	NetShelter WX 9U 600mm wide x 400 mm deep, black, assembled	
	AR109SH6	NetShelter WX 9U 600mm wide x 600 mm deep, black, assembled	
	AR112	NetShelter WX 12U 600mm wide x 600 mm deep, black, unassembled	
	AR112SH4	NetShelter WX 12U 600mm wide x 400 mm deep, black, assembled	
	AR112SH6	NetShelter WX 12U 600mm wide x 600 mm deep, black, assembled	
	AR100	NetShelter WX 13U with square or threaded hole 12-24 vertical mounting rail glass front door, black	
	AR100HD	NetShelter WX 13U with square or threaded hole 12-24 vertical mounting rail vented front door, black	

EcoStruxure Micro Data Centers

A micro data center is a configurable, secure, self-contained enclosure with the capability for all essential IT components, often employing converged or hyperconverged infrastructure, along with management and monitoring software devices. It also contains all required supporting racks, UPSs, power, and cooling.

Our solutions provide the reliability, resiliency, and security of a datacenter in a single enclosure that can be distributed in any edge environment.

Get Certainty and Simplicity

- Physically secure
- Simple to deploy
- Remotely manageable



Solutions for any Environment

S-Series	Micro Data Center for IT Environments
C-Series	Micro Data Center for Office and Commercial Environments
R-Series	Micro Data Center for Harsh Environments

NetBotz Security and Monitoring

Security and Environmental Monitoring for Network Closets to Data Centers



NBWL0755



NBPD0165



NBRK0750



NBRK0250

Surveillance:

- Leverage NetBotz and IP camera technology to monitor IT assets remotely
- EcoStruxure™ IT Expert and the NetBotz Surveillance package allow multiple site camera views on a single page

Environmental Monitoring:

- Wide range of wired and wireless sensor support to monitor the health of your IT assets
- Temperature, humidity, leak, door, smoke, vibration, dew point, airflow, dry contact, 4-20mA, and 0-5V

Management Capabilities:

- Alarming allows alerts, multiple notification methods, scheduling, graph and video attachments, escalation
- Integrate with EcoStruxure IT Expert to manage multiple NetBotz devices through a single interface and view historical alarms and sensor data

*Note: NetBotz Access Control requires adapter kit for NetShelter CX

EcoStruxure™
Innovation At Every Level

Flexible Access Control for NetShelter SX, SV, CS, and Wall-mount Racks

Configure proximity cards for access or control access via web browser for remote management and notification.

APC Rack Access Control Options

125 kHz Access Control

- Stand alone appliance for two handles to plug into (i.e. one appliance per rack)
- Leverages the NetBotz 250
- Central authentication via RADIUS
- Remote syslog capability



NBACS125

13.56 MHz Access Control

- Stand alone appliance for two handles to plug into (i.e. one appliance per rack)
- Leverages the NetBotz 250
- Central authentication via RADIUS
- Remote syslog capability



NBACS1356

Rack Access Pods

- Rack access pod that is daisy-chained off a NetBotz 750 or 755 appliance
- Basement or 19" mounting
- Supports NetShelter SX, SV, and CX
- Supports up to 200 unique users



NBPD0175

KVM switches

KVM switches with CAT-5 type connection	APC SKU
16-port digital IP KVM with virtual media one remote user	KVM1116R
16-port analog enterprise KVM with virtual media, two local users	KVM0216A
16-port analog KVM, one local user	KVM0116A
8-port analog KVM, one local user	KVM0108A
KVM DVI server module with virtual media and CAC support	KVM-DVIMCAC
KVM HDMI server module with virtual media and CAC support	KVM-HDMIMCAC
KVM USB server module	KVM-USB
KVM PS/2 server module	KVM-PS2
KVM USB server module with virtual media	KVM-USBVM
KVM PS/2 server module with virtual media	KVM-PS2VM
KVM USB server module with virtual media and CAC support	KVM-USBVMCAC
KVM serial server module	KVM-SERIAL
KVM to APC Rack PDU power management cable	AP5641
KVM 1U bracket for rear mount behind Rack LCD console	KVM-LCDMOUNT
KVM access software license upgrade to enterprise (1,024 nodes)	SEKVM1024N

KVM switches with coaxial type connection	APC SKU
8-port analog KVM	AP5201
16-port analog KVM	AP5202



Cables for coaxial type connection	0.6 m	0.9 m	0.5 m	3.7 m	7.6 m
KVM USB cable			AP5253	AP5257	AP5261
KVM PS/2 cable		AP5264	AP5250	AP5254	AP5258
KVM Daisy-chain cable	AP5262		AP5263		

Rack LCD consoles


Rack LCD consoles	APC SKU
17" Rack LCD console	AP5717
19" Rack LCD console	AP5719

- Ultra-thin 17" or 19" LCD monitor
- Integrated keyboard with number pad
- USB port for external media
- Space-saving 1U design
- Touchpad mouse
- Easy to install
- Localized keyboard versions available; check apc.com for availability



Rack LCD console with integrated KVM switch	Cable length	APC SKU
17" Rack LCD console with integrated 8-port KVM switch	1.8 m	AP5808
17" Rack LCD console with integrated 16-port KVM switch	1.8 m	AP5816
KVM USB cable*	1.8 m	AP5821
KVM USB cable	3.0 m	AP5822
KVM USB cable	5.2 m	AP5823

* KVM PS/2 cables available, see "Cables for coaxial type connection" on lower left.



The functionality of a Rack LCD console and an analog KVM switch in one convenient package optimizes U-space in the rack environment and eliminates cable clutter. Daisy-chain with AP5201 or AP5202 for additional ports.

Receptacle and plug types

Input Voltage	Amps	Typical rating	# Wires	Plug name	Mating connector
100 – 120 V	15 A	1.4 kW	3	NEMA 5-15P 	NEMA 5-15R 
	20 A	1.9 kW	3	NEMA 5-20P 	NEMA 5-20R 
	20 A	1.9 kW	3	NEMA L5-20P 	NEMA L5-20R 
	30 A	2.9 kW	3	NEMA L5-30P 	NEMA L5-30R 
200 – 240 V	20 A	3.3 kW	3	IEC-C14, C16, C20 or C22 	IEC-C13/C15/C19/C21 (4-in-1) 
	15 A	2.5 kW	3	IEC-C14 or C16 	IEC-C13/C15 (2-in-1) 
	15 A	2.5 kW	3	IEC-C14 	IEC-C13 & C13/C15 
	16 A	3.7 kW	3	IEC-309 16 A, 2P, 3W 	IEC-309 16 A, 2P, 3 
	20 A	3.3 kW	3	IEC-C20 	IEC-C19 & C19/C21 
	20 A	3.3 kW	3	NEMA L6-20P 	NEMA L6-20R 
	30 A	5.0 kW	3	NEMA L6-30P 	NEMA L6-30R 
120 – 208 V	32 A	7.4 kW	3	IEC-309 32 A, 2P, 3W 	IEC-309 32 A, 2P, 3W 
	30 A	5.8 kW	3	NEMA L14-30P 	NEMA L14-30R 
208 V, 3PH	20 A	5.8 kW	5	NEMA L21-20P 	NEMA L21-20R 
	30 A	8.7 kW	5	NEMA L21-30P 	NEMA L21-30R 
	50 A	12.5 – 14.4 kW	4	CS8365C 	CS8364C, CS8369 
	60 A	16.2 – 17.3 kW	4	IEC-309 60 A, 3P, 4W 	IEC-309 60 A, 3P, 4W 
400 – 415 , 3PH	16/20 A	11 kW	5	IEC-309 16/20 A, 3P, 5W 	IEC-309 16/20 A, 3P, 5W 
	32 A	22 kW	5	IEC-309 32 A, 3P, 5W 	IEC-309 32 A, 3P, 5W 
	40 A	23 kW	5	IEC-309 60 A, 3P, 5W 	IEC-309 60 A, 3P, 5W 



Extended warranties*

APC offers extended warranties that provide a continuation of coverage beyond the original factory warranty period. This service extends the security and protection provided by your factory warranty and ensures that your product will be repaired or replaced if necessary, at no additional charge. Extended warranties are available for purchase in one-year increments.

This service is available for all Rack PDUs, Rack ATSS, Rack LCD consoles, and KVM switches, and includes:

- Technical support from product-specific support engineers to assist with questions or concerns
- Cross shipment of parts or replacement product — no waiting for your critical equipment

Add an extended warranty to your shopping cart on [apc.com](https://www.apc.com) for new purchases or purchase an extended warranty for your existing product.

*Check with your local sales representative for extended warranty services available.



Explore, select, and configure:

Discover or configure to order a
NetShelter Rack PDU Advanced:

apc.com/pdu-advanced

Explore all of these products in 3D with SketchFab

skfb.ly/o8Bso

Or explore with augmented reality (AR) in 3D!



apc.com

Schneider Electric
70 Mechanic Street
Foxborough, MA 02035
www.apc.com

Life Is On



© 2023 Schneider Electric. All Rights Reserved.

Life Is On Schneider Electric is a trademark and the property of Schneider Electric SE, its subsidiaries and affiliated companies.