









NOTES:

- Transformer color codes and impedances are shown in the table to the right and in the diagrams below
- **25V** amplifier connection example shown below provides 2W of power (load) for each paging horn
- **70V** amplifier connection example shown below provides 2W of power (load) for each paging horn
- Unused transformer wires must be insulated from each other, the enclosure and ground
- Paging horns on the same amplifier line can be connected at different tap (power) levels

COLOR		AT 25V	AT 70.7V	IMPEDANCE
Brown		16W	—	40 Ohms
Red		8W	—	80 Ohms
Orange		4W	—	156 Ohms
Yellow		2W or	16W	312 Ohms
Green		1W or	8W	625 Ohms
Blue		—	4W	1250 Ohms
Violet		—	2W	2500 Ohms
White		—	1W	5000 Ohms

