



Hall Technologies • 1234 Lakeshore Dr Suite #150 Coppell, TX 75019 • halltechav.com

U2-160-4

USB 2.0 CAT6 Extender with 4 port hub

USER MANUAL

October 9, 2023



Important Safety Instructions



1. Do not expose this apparatus to rain, moisture, dripping or splashing and that no objects filled with liquids, such as vases, shall be placed on the apparatus.



2. Do not install or place this unit in a bookcase, built-in cabinet or in another confined space. Ensure the unit is well ventilated.



3. To prevent risk of electric shock or fire hazard due to overheating, do not obstruct the unit's ventilation openings with newspapers, tablecloths, curtains, and similar items.



4. Do not install near any heat sources such as radiators, heat registers, stoves, or other apparatus (including amplifiers) that produce heat.



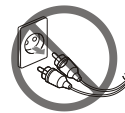
5. Do not place sources of naked flames, such as lighted candles, on the unit.



6. Clean this apparatus only with dry cloth.



7. Unplug this apparatus during lightning storms or when unused for long periods of time.



8. Protect the power cord from being walked on or pinched particularly at plugs.



9. Only use attachments / accessories specified by the manufacturer.



Introduction

OVERVIEW

Thank you for purchasing the Hall Technologies USB 2.0 Extender with 4-Port Hub. This Extender is capable of sending USB signals across a CAT5e/6 cable up to 50 meters at the data rates to 480 mbps

The extender includes a power supply, but it also sends power from the local (host) side to the remote hub. For low power devices it may not be necessary to attach the power supply. However, it is recommended to operate the device with the included power supply attached.

It only takes minutes to set up and no software drivers are required. Just connect a Cat6 cable between the local and remote devices and you are ready to go.

Package Contents

Before installation, please check the items of the package:

1x Transmitter Unit
1x Receiver Unit
1x Power Adapter

Features


- Allows up to 4 USB devices to be remotely located by up to 50m (164 ft) using Cat6 UTP cable
- Plug-and-Play. No software or drivers needed
- Support for high-speed (480 Mb/s), full-speed (12 Mb/s) or low speed (1.5 Mb/s) USB device
- Supports suspend/resume protocol for green operation
- Supports Hot Plug
- Economical

Host (Local) Unit



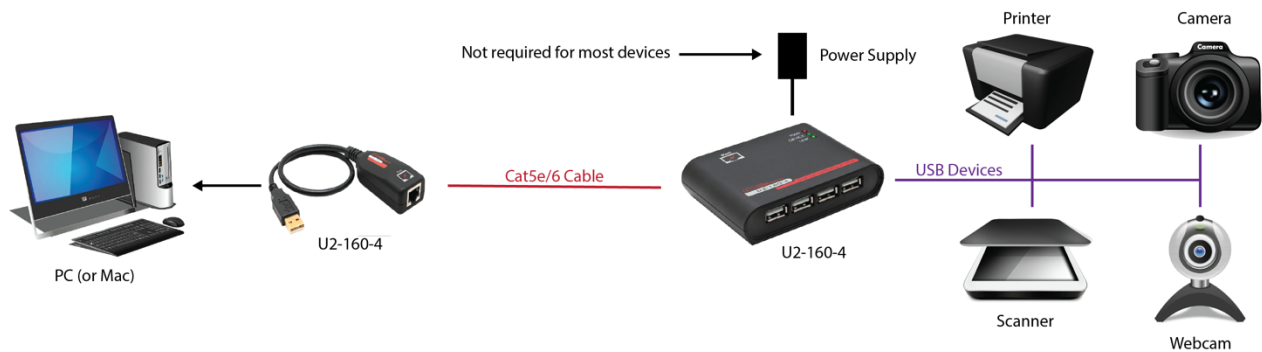
Item	Function	Description
1	USB Input	Used to connect the transmitter unit to the host system (PC)
2	Link Port	Connects the transmitter unit to receiver unit using cat6 cable

Host (Local) Unit



Item	Function	Description
1	Power LED	LED turns on when the unit is getting power either from host side through Cat6 cable or from the attached power supply.
2	Device LED	Indicated USB devices are connected to USB port(s) of the receiver unit and active. Off when device(s) not present or not work properly.
3	Link LED	Indicates a valid connection between transmitter unit and receiver unit is established via Cat6 cable
4	USB Port(s)	Up to 4 USB devices can be plugged here
5	Power Input	Connect 5v DC @ 2A power supply (included) here.
6	Link Port	Connects the transmitter unit to receiver unit using Cat6 cable.

Application Diagram



System Requirements

- Windows XP/7/Vista/8 : Mac OS
- One available USB Port

Specifications

Video	
Local Unit	Upstream Port: USB Type A Male Downstream Port: RJ45 Jack Power: Bus-Powered Dimensions: 66 x 36 x 20mm
Remote Unit	Upstream Port: USB Type A female x4 Downstream Port: RJ45 Jack Power: Self Powered (5V/2A) Dimensions: 95 x 68 x 23 mm
Interconnect Cable	Standard category – 5e/6 Network Cable
Mac Cable Length	160ft/50m
Operating Temperature	0°C~50°C

Certifications

This equipment has been tested and found to comply with FCC and CE Rules. Operation is subject to the following two conditions:

1. This device may not cause harmful interference
2. This device must accept any interference received. Including interference that may cause undesired operation.

WEEE Information

For EU (European Union) member users:

According to the WEEE Directive, do not dispose of this product as household waste or commercial waste. Waste electrical and electronic equipment should be appropriately collected and recycled as required by practices established for your country. For information on recycling of this product, please contact your local authorities, your household waste disposal service or the shop where you purchased this product.



No part of this publication may be reproduced in any form by any means without the prior written permission. Other trademarks or brand names mentioned herein are trademarks or registered trademarks of their respective companies.

Information in this document is subject to change without notice. The manufacturer does not make any representations or warranties (implied or otherwise) regarding the accuracy and completeness of this document and shall in no event be liable for any loss of profit or any commercial damage, including by not limited to special, incidental, consequential, or other damage.

The manufacturer is not responsible for any radio or TV interference caused by the unauthorized modifications to this equipment. Such modifications could void the user's authority to operate the equipment.



© Copyright 2023. Hall Technologies
All rights reserved.

1234 Lakeshore Drive, Coppell, TX 75019
halltechav.com / support@halltechav.com
+1 (800)-959-6439