

Dual Force® 2190/2290 Series  
Interconnected Deadbolt/Deadlatch  
Function Chart



Safety on  
the **Inside.**  
Free Egress

Secured from  
the **Outside.**  
Controlled Access



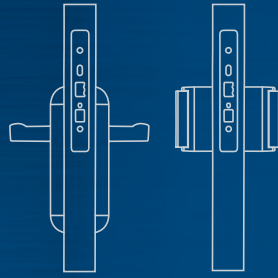
ASSA ABLOY, the global leader  
in door opening solutions

The 2190/2290 Series Interconnected Deadbolt/Deadlatch provides access control and security for narrow stile aluminum (2190), hollow metal and wood (2290) doors. Deadlatch and deadbolt capabilities are combined for panic-proof exiting.

The 2190/2290 combines the access control capabilities of a latch with the security of a deadbolt. With the deadbolt projected, a simple turn of the inside lever retracts both the latch and deadbolt simultaneously, providing code-compliant single-motion, panic-proof exiting. The Dual Force is available with electrified trim for easy integration into an existing access control system. Standard trim set, electrified trim set, low profile trim set designed for out-swinging doors only.



## Passage or Closet



### Functions

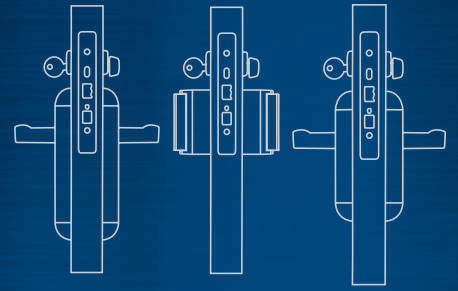
- Latchbolt operated by lever from either side at all times
- NOTE: Do not prepare door for cylinders

### Ordering

- 2190/2290 small format trim set (alt. 4591 push/pull paddle set)
- 4066 Mortise Thumbturn
- Mortise Cylinder

**ANSI\*/BHMA: F01**

## Dormitory or Exit



### Functions

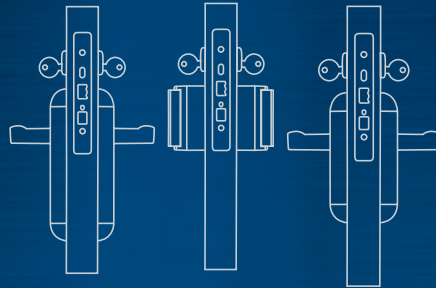
- Latchbolt operated by lever or paddle from either side
- Deadbolt projected by key from outside and thumbturn from inside
- Operating inside lever/paddle retracts both bolts

### Ordering

- 2190/2290 with clutched or small format trim set (alt. 4591 push/pull paddle set)
- 4066 Mortise Thumbturn
- 1 each Mortise Cylinder

**ANSI\*/BHMA: F13**

## Store Door



### Functions

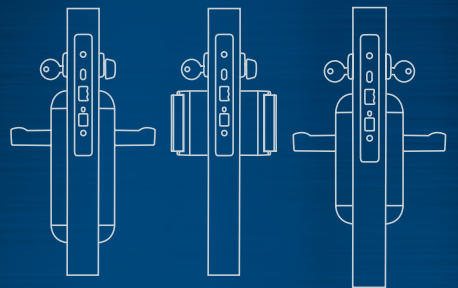
- Latchbolt operated by lever from either side
  - Deadbolt operated by key from either side
- NOTE: Field configurable – must remove interconnect cam (consult with local AHJ for specific restrictions pertaining to this function).

### Ordering

- 2190/2290 with clutched or small format trim set (alt. 4591 push/pull paddle set)
- 2 each Mortise Cylinders

**ANSI\*/BHMA: F14**

## Storeroom Door



### Functions

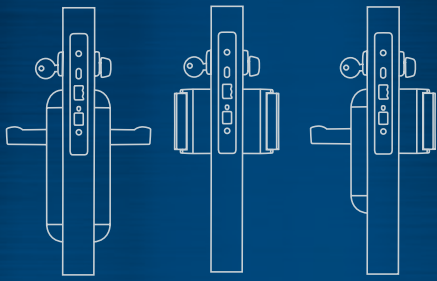
- Latchbolt operated by lever from either side
  - Deadbolt operated by key from outside and thumbturn from inside
- NOTE: Field configurable – must remove interconnect cam (consult with local AHJ for specific restrictions pertaining to this function).

### Ordering

- 2190/2290 with clutched or small format trim set (alt. 4591 push/pull paddle set)
- 4066 Mortise Thumbturn
- Mortise Cylinders

**ANSI\*/BHMA: F21**

## Entry Lock



### Functions

- Latchbolt operated by lever or paddle from either side
- Rotating inside thumbturn or key from outside extends deadbolt to locked position
- Both deadbolt and latchbolt are retracted by operating inside lever or paddle

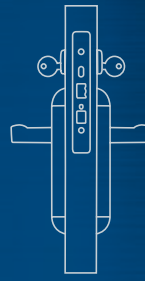
### Ordering

- 2190/2290 with clutched or small format trim set (alt. 4591 push/pull paddle set)
- 4066 Mortise Thumbturn
- Mortise Cylinders

**ANSI\*/BHMA: N/A**

## Electrified Trim

– with Mechanical Access Control Lockout



### Functions

- Outside lever unlocked by 12/24 VDC
- Latchbolt (only) retracted by outside lever when energized
- Inside lever always free for immediate egress
- Deadbolt operated by key to provide lockout function for access control

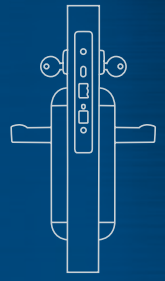
### Ordering

- 2190/2290 with electrified clutched trim set
- 2 each Mortise Cylinders

**ANSI\*/BHMA: N/A**

## Electrified Trim

– No Access Control Lockout



### Functions

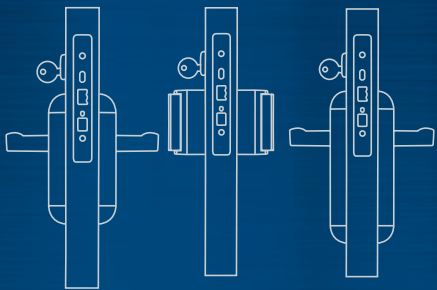
- Outside lever unlocked by 12/24 VDC
  - Latchbolt and deadbolt retracted by outside lever when energized
  - Inside lever always free for immediate egress
  - Deadbolt throws and retracts by key
  - Function for access control
- NOTE: Field configurable – must install double interconnect cam (supplied) at installation

### Ordering

- 2190 with electrified clutched trim set
- 2 each Mortise Cylinders

**ANSI\*/BHMA: N/A**

## Closet/Storeroom Lock with Deadbolt



### Functions

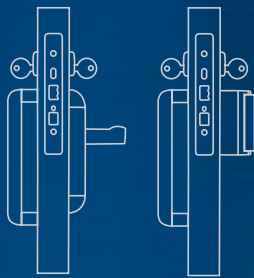
- Latchbolt retracted by lever/paddle from either side
- Deadbolt operated by outside key or inside lever

### Ordering

- 2190/2290 with clutched or small format trim set (alt. 4591 push/pull paddle set)
- Mortise Cylinders

**ANSI\*/BHMA: N/A**

## Latch Holdback



### Functions

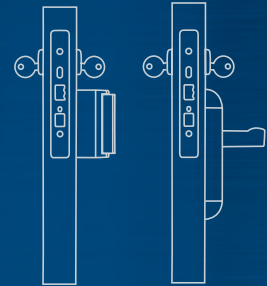
- Latchbolt operated by inside lever or paddle
- Deadbolt/latchbolt operated by key from either side
- Retract latch via key and operate slide button to engage holdback mechanism
- Fixed pull on exterior
- Inside lever/paddle always free for immediate egress

### Ordering

- 2190/2290 small format trim (4600) from inside only (alt. 4591 push paddle)
- Mortise Cylinders
- Fixed pull – supplied by door manufacturer

**ANSI\*/BHMA: N/A**

## Exit Lock (Alternative)



### Functions

- Latchbolt operated by inside lever or paddle
- Deadbolt/latchbolt operated by key from either side
- Inside lever/paddle is always free for immediate egress

### Ordering








- 2190/2290 small format (4600) from inside only (alt. 4591 push/pull paddle)
- Mortise Cylinders





**ANSI\*/BHMA: N/A**

\* Closest ANSI/BHMA mortise lock function

# Options & Accessories

The 2190/2290 Series offers a combination of finish and handle options that will satisfy any design or function requirement. Designer handles are available in 11 different styles to blend with existing architecture or create a new design statement.

	OPTION	DESCRIPTION
	<b>Standard Series 01</b>	Standard lever, curved
	<b>Standard Series 02</b>	Standard lever, round
	<b>Standard Series 03</b>	Standard lever, square
	<b>Aventura Series ME</b>	Studio Collection designer lever
	<b>Aventura Series MG</b>	Studio Collection designer lever
	<b>Aventura Series MI</b>	Studio Collection designer lever
	<b>Aventura Series MW</b>	Studio Collection designer lever

	OPTION	DESCRIPTION
	<b>Centro Series MD</b>	Studio Collection designer lever
	<b>Centro Series MJ</b>	Studio Collection designer lever
	<b>Odeon Series MN</b>	Studio Collection designer lever
	<b>Odeon Series MV</b>	Studio Collection designer lever



800.872.3267 | f: 800.232.7329 | [adamsrite.com](http://adamsrite.com)

10027 S. 51st St., Suite 102, Phoenix, AZ 85044



Patent pending and/or patent [www.assaabloydss.com/patents](http://www.assaabloydss.com/patents).

Copyright © 2019, Hanchett Entry Systems, Inc., an ASSA ABLOY Group company. All rights reserved. Reproduction in whole or in part without the express written permission of Hanchett Entry Systems, Inc. is prohibited. # AR-046-0319

ASSA ABLOY is the global leader in door opening solutions, dedicated to satisfying end-user needs for security, safety and convenience