

5.5" Concrete Floor Box Kit



FLBC5500
(with Pour Cap)

Heavy-duty plastic. 5.5" non-metallic concrete floor box with six conduit hubs, four plugs, and multiple slots for positioning two low voltage dividers in the box. (See cover kits on P-10.)

FEATURES AND BENEFITS

- TWO low voltage ports
- Multiple positioning slots inside box accommodate low voltage divider(s)
- UL Listed

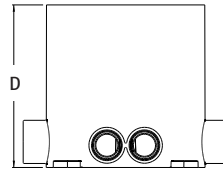
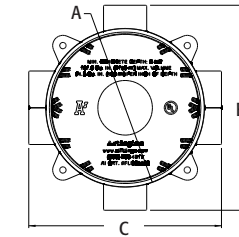
CATALOG NUMBER	UPC/DCI/NAED MFG #018997	DESCRIPTION	UNIT PKG	STD PKG	DIM A	DIM B	DIM C	DIM D
FLBC5500	21190	5.5" PVC round box w/ (6) conduit hubs, includes pour cap, (4) 3/4" plugs, (2) 1" plugs for unused hubs	1	5	5.795	7.504	7.054	5.950

KITS INCLUDE...

Non-metallic concrete floor box with (6) conduit hubs, pour cap, (4) 3/4" plugs, (2) 1" plugs


COVER KIT
OPTIONS
AVAILABLE
ON P-10

MULTIPLE
POSITIONING
SLOTS FOR 2
LOW VOLTAGE
DIVIDERS



E170558

INSTALLATION INSTRUCTIONS



1. Set concrete floor box into position. Secure in place through molded mounting ears.
Option: Use 1/4-20 screws to level/position box.
2. Install conduit as needed using PVC cement. Pull wires through conduit as required.
3. Install plugs (provided) with PVC cement to seal unused openings.
4. Install pour cap. Pour concrete to finished depth.
5. After concrete has cured, remove pour cap. Use saw to cut box to finished floor height.

