

PSL-BT-12200

Lithium Bluetooth PSL-BT - Lithium Bluetooth



Lithium Bluetooth batteries that combine long cycle life with smart Bluetooth connectivity. Lightweight designs deliver dependable power while allowing you to remotely monitor status, track health, and control operation. Ideal for RVs, marine, solar energy systems, and other applications where real-time visibility and control are essential.

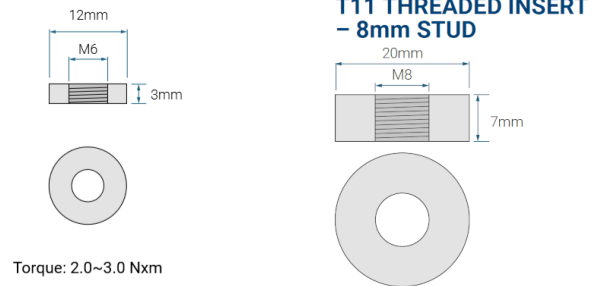
Configuration Options

- PSL-BT-12200 M6

Performance Specifications

Nominal Voltage	12.8 Volts, (4.0 cells)
Nominal Capacity	20.0Ah
2-hr. (10.0A to 10.0 Volts)	
Stored Energy	256.0Wh
Cycle Life (@100% Depth of Discharge)	2000
Series Connection	4
Parallel Connection	Contact Power-Sonic to connect more than 4 in parallel
Approximate Weight	6.61lbs, (3.0kg)
Dimensions	L: 7.13in, 181.0mm +/- 0.04 in. (+/- 1mm) for length and width +/- 0.08 in. (+/- 2mm) for height dimensions.
	W: 2.99in, 76.0mm H: 6.5in, 165.0mm TH: 6.5in, 165.0mm
Internal Resistance (approx.) mΩ	50.0mΩ
Max Continuous Discharge Current	30.0A
Operating Temperature Range	
Charge	32°F (0°C) to 113°F (45°C)
Discharge	14°F (-10°C) to 140°F (60°C)
Case	ABS Plastic Rated to UL94:V0
Recommended Power-Sonic Charger	PSC-124000-LIFE

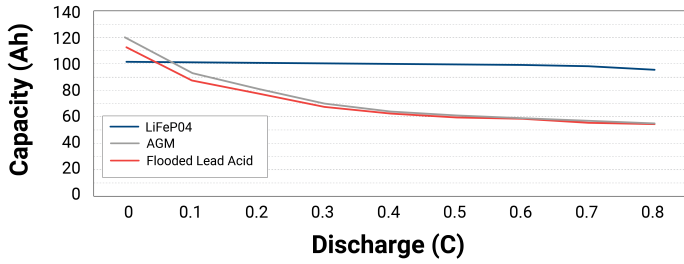
Available Terminals (mm)



Graphs

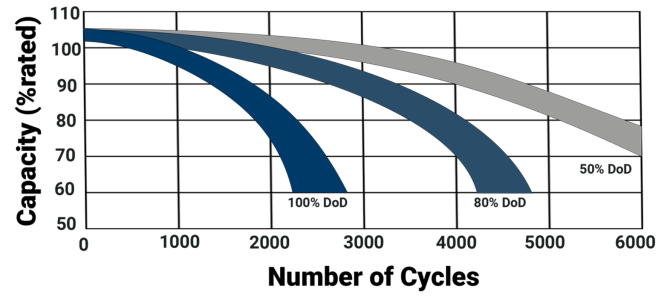
Discharge Rates Lithium vs. SLA

CAPACITY OF LiFePO4 vs. LEAD ACID AT VARIOUS RATES OF DISCHARGE



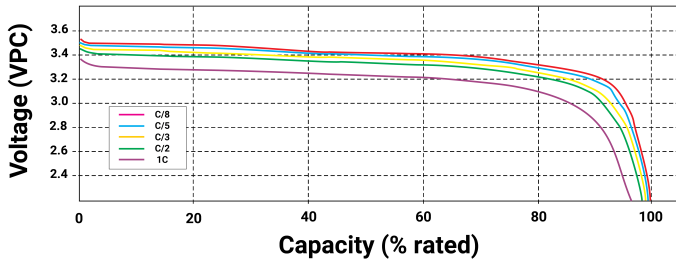
Lithium Cycle Life

CYCLE LIFE @25°C



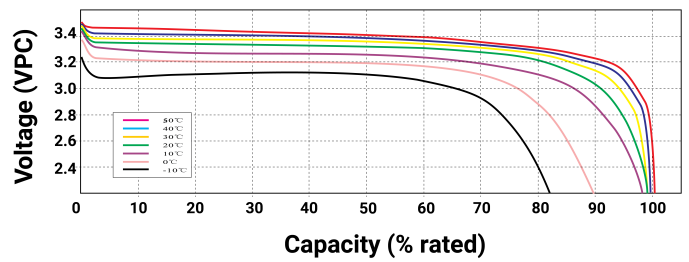
Lithium Discharge Rates

VOLTAGE PROFILES AT VARIOUS DISCHARGE RATES 25°C AMBIENT TEMPERATURE



Lithium Temperature Discharge

VOLTAGE PROFILES AT VARIOUS AMBIENT TEMPERATURES C/2 DISCHARGE RATE



Protections Circuit Characteristics

Parameter	Condition	Delay	Release
1st Over Discharge Current	A	s	s
2nd Over Discharge Current	A	s	s
Over Charge Current	A	s	s
Cell Over Voltage Protection	V	s	V
Cell Under Voltage Protection	V	s	V
Short Circuit Protection Current	A	ms	s

Charging

Cycle Applications: Apply constant voltage charge at 3.60VPC – 3.65VPC (14.4 to 14.6 volts for 12V Monobloc) at 20°C. The initial charging current should be set at less than C/4 Amps. Terminate the charge when the current falls to a 3% capacity rate to avoid overcharging. Stand-By or "Float" Service: Apply constant voltage charge of 3.35VPC – 3.45VPC (13.4 to 13.8 volts for 12V Monobloc) at 20°C. When held at this voltage, the battery will seek its own current level and maintain itself in a fully charged condition. For further charging and maintenance information see the lithium resource center on Power-Sonic.com.

Engineering Drawing

For Further Information

Please refer to our website, www.power-sonic.com, for a complete range of useful downloads, such as product catalogs, material safety data sheets (MSDS), ISO certification, etc.

Approvals



Extended mineral reporting meets global supply chain transparency standards for responsible and ethical sourcing practices.



IEC 62619 and 62133 certifications verify lithium battery safety for energy storage, EV, and stationary power systems.



ISO 9001:2015 certification ensures consistent quality management and manufacturing standards for energy storage products.



Manufactured with UL 1642 certified lithium cells ensuring battery safety, durability, and regulatory compliance.



REACH compliant with EU chemical safety standards ensuring restricted substances are controlled in all battery components.



RoHS compliance ensures restriction of hazardous substances in electrical, electronic, and battery-powered products.



SVHC compliant with EU REACH regulations for Substances of Very High Concern used in electrical and energy storage products.



UL 1642 certification for lithium-ion battery safety, reducing fire risk in portable and industrial applications.



UN 38.3 certification ensures lithium batteries meet global transport safety standards for air, sea, and ground.