

























**X20 Accessories Comparison Chart - Turret and Bullet Cameras**

			Junction Box		Wall Mount Bracket with Junction Box		Ceiling Mount	
			LUM-A20-JB-FX-BT(W)(B)	LUM-A20-JB-VF-BT(W)(B)	LUM-WMBJB-FX-T-(W)(B)	LUM-WMBJB-VF-T-(W)(B)	LUM-A20-CM-FX-TD(W)(B)	LUM-A20-CM-VF-TD(W)(B)
								
							JUNCTION BOX REQUIRED: LUM-A20-JB-FX-BT, LUM-A20-JB-FX-DOM	JUNCTION BOX REQUIRED: LUM-A20-JB-VF-BT, LUM-A20-JB-VF-DOM
Form	Models	Housing						
Turret	LUM-220-IP-TF LUM-520-IP-TF LUM-520-IP-TFC LUM-820-IP-TF		•		•		•	
Turret	LUM-420-IP-TM LUM-820-IP-TM LUM-820-IP-TFH LUM-820-IP-TMH			•		•		•
Bullet	LUM-220-IP-BF LUM-520-IP-BF		•				•	
Bullet	LUM-520-IP-BFC LUM-820-IP-BF LUM-820-IP-BFH		•				•	
Bullet	LUM-420-IP-BM LUM-820-IP-BM LUM-820-IP-BMH			•				•

			Wall Mount			Standard Pole Mount Bracket	Standard Corner Mount Bracket	Gang Plate
			LUM-A20-WMB-TD(W)(B)	LUM-A20-WMB-FX-TD(W)(B)	LUM-A20-WMB-VF-TD(W)(B)	LUM-A20-PMB-W	LUM-A20-CMB-W	LUM-A20-GANGPLATE(W)(B)
								
			STAND-ALONE LOW PROFILE BRACKET	JUNCTION BOX REQUIRED: LUM-A20-JB-FX-BT, LUM-A20-JB-FX-DOM	JUNCTION BOX REQUIRED: LUM-A20-JB-VF-BT, LUM-A20-JB-VF-DOM	JUNCTION BOX OR WALL MOUNT BRACKET REQUIRED *Not Compatible with LUM-A20-WMB-FX- TD or LUM-A20-WMB-VF-TD	JUNCTION BOX OR WALL MOUNT BRACKET REQUIRED *Not Compatible with LUM-A20-WMB-FX- TD or LUM-A20-WMB-VF-TD	
Form	Models	Housing						
Turret	LUM-220-IP-TF LUM-520-IP-TF LUM-520-IP-TFC LUM-820-IP-TF		•	•		•	•	•
Turret	LUM-420-IP-TM LUM-820-IP-TM LUM-820-IP-TFH LUM-820-IP-TMH		•		•	•	•	•
Bullet	LUM-220-IP-BF LUM-520-IP-BF			•		•	•	•
Bullet	LUM-520-IP-BFC LUM-820-IP-BF LUM-820-IP-BFH			•		•	•	•
Bullet	LUM-420-IP-BM LUM-820-IP-BM LUM-820-IP-BMH				•	•	•	•










### X20 Accessories Comparison Chart - Dome Cameras

			Junction Box		Wall Mount Bracket with Junction Box		Wall Mount		
			LUM-A20-JB-FX-DOM(W)(B)	LUM-A20-JB-VF-DOM(W)(B)	LUM-WMBJB-FX-D-(W)(B)	LUM-WMBJB-VF-D-(W)(B)	LUM-A20-WMB-TD(W)(B)	LUM-A20-WMB-FX-TD(W)(B)	LUM-A20-WMB-VF-TD(W)(B)
							STAND-ALONE LOW PROFILE BRACKET	JUNCTION BOX REQUIRED: LUM-A20-JB-FX-BT, LUM-A20-JB-FX-DOM	JUNCTION BOX REQUIRED: LUM-A20-JB-VF-BT, LUM-A20-JB-VF-DOM
Form	Models	Housing							
Dome	LUM-220-IP-DF LUM-520-IP-DF LUM-820-IP-DF		•		•			•	•
Dome	LUM-420-IP-DM LUM-820-IP-DM			•		•			•
Dome	LUM-520-IP-DFT							•	









			Ceiling Mount		Flush Mount		Standard Pole Mount Bracket	Standard Corner Mount Bracket	Gang Plate
			LUM-A20-CM-FX-TD(W)(B)	LUM-A20-CM-VF-TD(W)(B)	LUM-A20-FM-FX-DOMW	LUM-A20-FM-VF-DOMW	LUM-A20-FM-FX-DOMW	LUM-A20-CMB-W	LUM-A20-GANGPLATE(W)(B)
			JUNCTION BOX REQUIRED: LUM-A20-JB-FX-BT, LUM-A20-JB-FX-DOM	JUNCTION BOX REQUIRED: LUM-A20-JB-VF-BT, LUM-A20-JB-VF-DOM	INDOOR ONLY	INDOOR ONLY	JUNCTION BOX OR WALL MOUNT BRACKET REQUIRED *Not Compatible with LUM-A20-WMB-FX-TD or LUM-A20-WMB-VF-TD	JUNCTION BOX OR WALL MOUNT BRACKET REQUIRED *Not Compatible with LUM-A20-WMB-FX-TD or LUM-A20-WMB-VF-TD	
Form	Models	Housing							
Dome	LUM-220-IP-DF LUM-520-IP-DF LUM-820-IP-DF		•		•		•	•	•
Dome	LUM-420-IP-DM LUM-820-IP-DM			•		•	•	•	•
Dome	LUM-520-IP-DFT								•



### X20 Accessories Comparison Chart - PTZ Cameras

			Junction Box	Wall Mount				
			<a href="#">LUM-A20-JB-FEMPTZ-(W)(B)</a>	<a href="#">LUM-A20-WMBPTZ-W</a>	<a href="#">LUM-A20-WMBJB-PTZ-W</a>	<a href="#">LUM-A20-WMB-MPTZ-(W)(B)</a>	<a href="#">LUM-A20-WMB-FEMPTZ-(W)(B)</a>	
								
				INCLUDED WITH LUM-420-IP-PTZ-25W	BUILT-IN JUNCTION BOX			
Form	Models	Housing						
PTZ	LUM-420-IP-PTZ-25W			•	•			
PTZ	LUM-420-IP-PTZ-4(W)(B)		•			•	•	

			Ceiling Mount	Standard Pole Mount Bracket	Standard Corner Mount Bracket	PTZ Pole Mount Bracket	PTZ Corner Mount Bracket	
			<a href="#">LUM-A20-CM-PTZ-W</a>	<a href="#">LUM-A20-CM-FEMPTZ-(W)(B)</a>	<a href="#">LUM-A20-PMB-W</a>	<a href="#">LUM-A20-CMB-W</a>	<a href="#">LUM-A20-PMB-PTZ-W</a>	<a href="#">LUM-A20-CMB-PTZ-W</a>
								
					JUNCTION BOX OR WALL MOUNT BRACKET REQUIRED OR LUM-A20-WMB-FEMPTZ-(W)(B)	JUNCTION BOX OR WALL MOUNT BRACKET REQUIRED OR LUM-A20-WMB-FEMPTZ-(W)(B)	ONLY COMPATIBLE WITH: LUM-A20-WMBJB-PTZ-W	ONLY COMPATIBLE WITH: LUM-A20-WMBJB-PTZ-W
Form	Models	Housing						
PTZ	LUM-420-IP-PTZ-25W		•				•	•
PTZ	LUM-420-IP-PTZ-4(W)(B)			•	•	•		