



NAPCO SECURITY TECHNOLOGIES, INC.
333 Bayview Avenue, Amityville, New York, U.S.A. 11701
800-645-9445 (631) 842-9400 FAX (631) 842-9137
Note: Technical Service is for alarm professionals only

NAPCO Tech Support

TECH TIP



Date: Wednesday, February 21, 2018

Subject: Wiring 2-Wire Smoke Detectors to the **Napco Firewolf FW-RM1 Reversing Module**

Models: Gemini Control Panels: GEM-P816, GEM-P1632, GEM-P1664, Freedom F64, GEM-P801, GEM-P800, Express XP600, GEM-P3200, GEM-P9600, GEM-X255, **Napco Firewolf FW-RM1 Reversing Module**

QUESTION:

How do I wire a 2-wire smoke detector using the **Napco Firewolf FW-RM1 Reversing Module**?

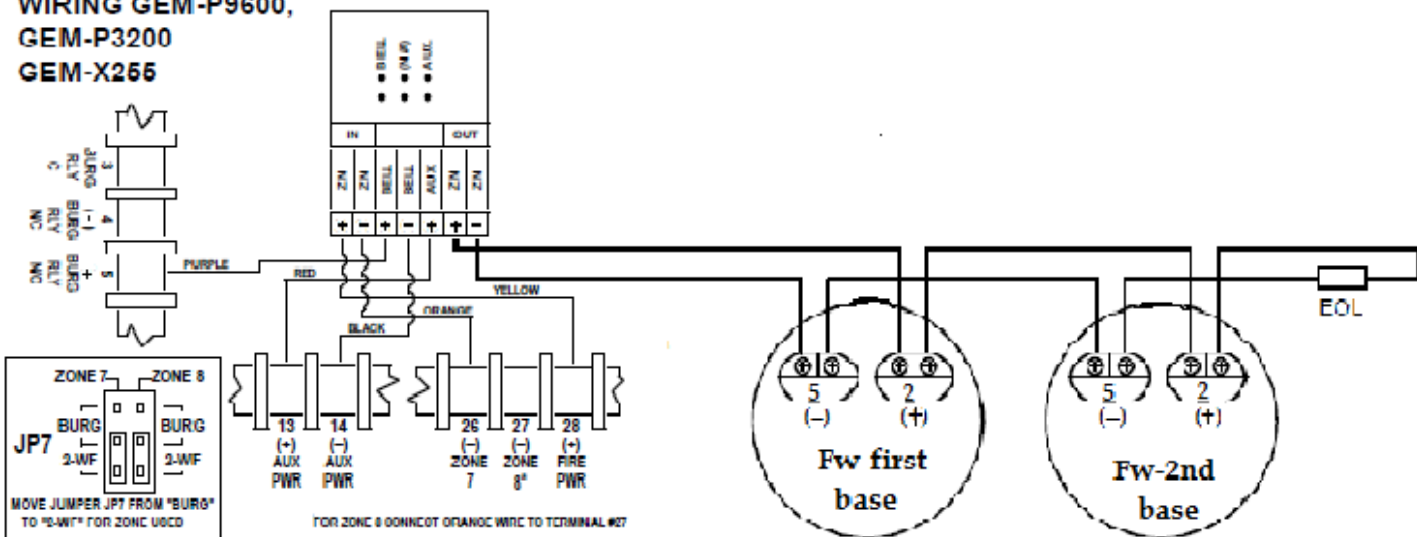
ANSWER:

1. Connect the purple wire from the **FW-RM1** to the control panel positive Bell terminal.
2. Connect the black wire from the **FW-RM1** to the control panel negative Bell terminal.
3. Connect the red wire from the **FW-RM1** to the control panel **AUX Power** positive (+) terminal.
4. Connect the orange wire from the **FW-RM1** to the control panel 2-wire Fire Power (**FIRE PWR**) negative (-) or active low terminal.
5. Connect the yellow wire to the control panel resettable Fire Power (**FIRE PWR**) positive (+) or active high terminal.
6. Connect the **FW-RM1** Zone positive (+) terminal to the smoke detector positive (+) terminal.
7. Connect the **FW-RM1** Zone negative (-) terminal to the smoke detector negative (-) terminal.
8. Wire the 2.2K end-of-line-resistor (EOLR) at the end of the line of the smoke loop.
9. On the control panel motherboard, place the **JP7** jumper (or the **JP3** jumper, as determined by the control panel model) into the 2-Wire Fire position for the wired zone.

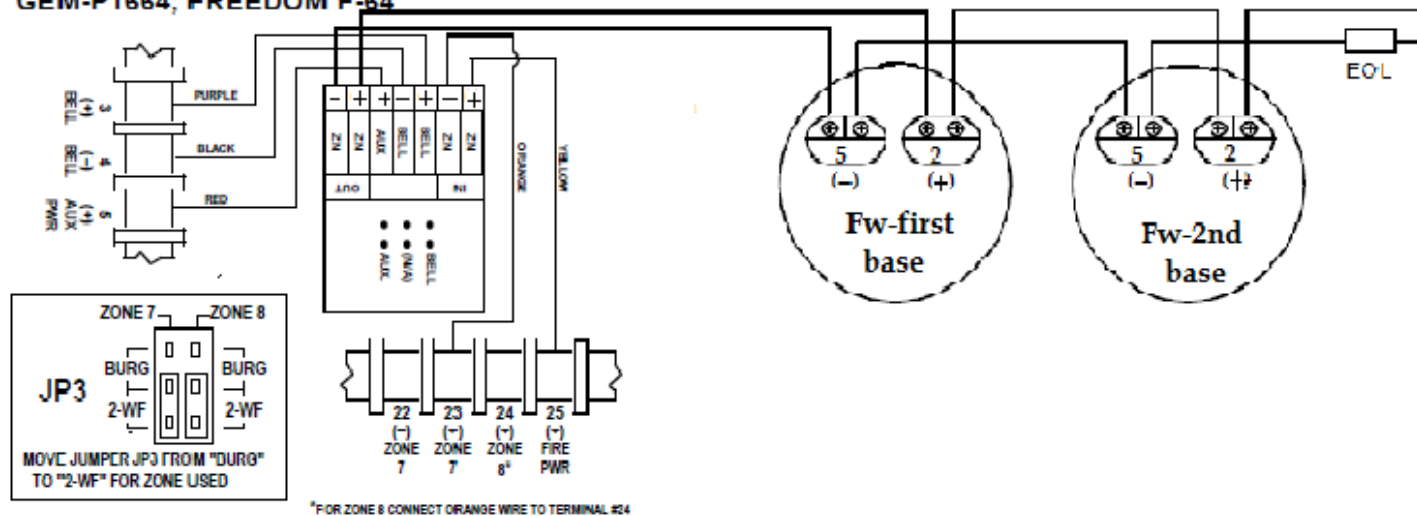


NAPCO SECURITY TECHNOLOGIES, INC.
 333 Bayview Avenue, Amityville, New York, U.S.A. 11701
 800-645-9445 (631) 842-9400 FAX (631) 842-9137
Note: Technical Service is for alarm professionals only

**WIRING GEM-P9600,
 GEM-P3200
 GEM-X255**



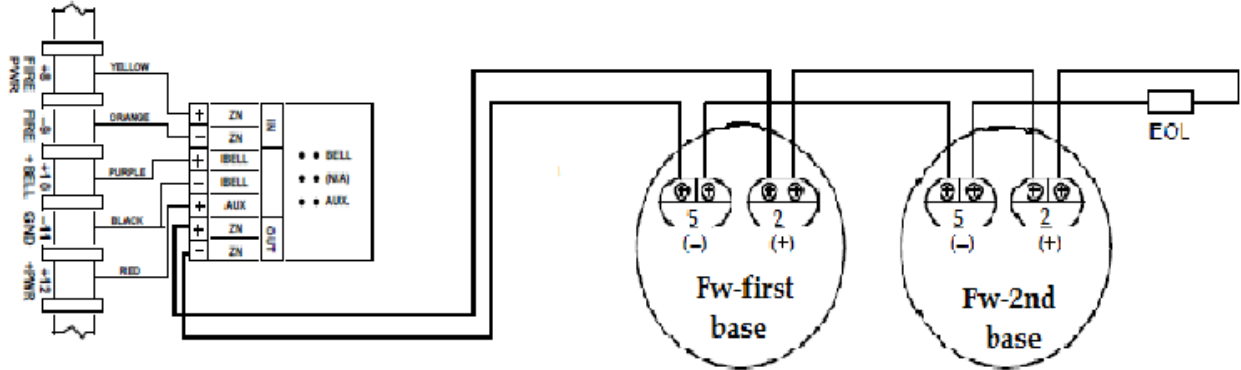
**WIRING GEM-P816, GEM-P1632,
 GEM-P1664, FREEDOM F-64**





NAPCO SECURITY TECHNOLOGIES, INC.
 333 Bayview Avenue, Amityville, New York, U.S.A. 11701
 800-645-9445 (631) 842-9400 FAX (631) 842-9137
Note: Technical Service is for alarm professionals only

WIRING EXPRESS XP-600, GEM-P800



WIRING GEM-P801

