

[SURGE PROTECTION]

Surge Protection

All Veracity products have been independently tested to verify their resilience to the stringent immunity levels of international standards. Users should note that no electronic equipment can be guaranteed to be completely protected at levels beyond the defined standard; therefore product warranty cannot include damage to products which has been caused by surges exceeding those of the standards specified, for example lightning strike activity.

It is the user's responsibility to implement relevant surge protection measures, as appropriate to the installation. This may include the fitting of additional surge protection devices where required.

Veracity UK Ltd

Prestwick International Aerospace Park, 4 Dow Road,
Prestwick, KA9 2TU. UK

Veracity's Authorised Representative in the EU (as required by EU law for CE marked goods) is: Comply Express Unipessoal Limitada, StartUp Madeira, EV141, Campus da Penteada, 9020 105 Funchal, Portugal.

[FCC CERTIFICATION]

These devices comply with Part 15 of the FCC Rules.

Operation is subject to the following two conditions: (1) these devices may not cause harmful interference, and (2) these devices must accept any interference received, including interference that may cause undesired operation.

RADIO AND TELEVISION INTERFERENCE

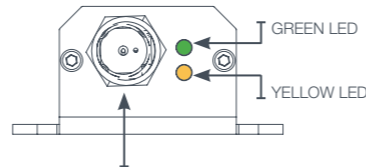
NOTE: This equipment has been tested and found to comply with the limits for a Class A digital device, pursuant to Part 15 of the FCC rules. These limits are designed to provide reasonable protection against harmful interference when the equipment is operated in a commercial environment.

This equipment generates, uses and can radiate radio frequency energy and, if not installed and used in accordance with the instruction manual, may cause harmful interference to radio communications. Operation of this equipment in a residential area is likely to cause harmful interference in which case the user will be required to correct the interference at their own expense.



© Veracity UK Ltd 2025 QSG DV1.5 EN
HIGHWIRE LONGSTAR is a registered trademark of Veracity UK Ltd

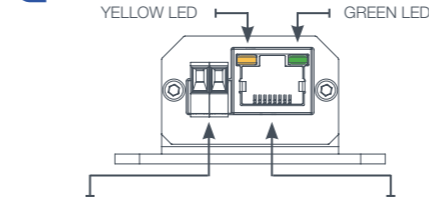
[CONNECTIONS & LEDS]



BNC coaxial connector for connection to any 75ohm coaxial cable

LED	FUNCTION
Green Blink = Rapid blink = Flash = On =	Power good, no link detected Establishing coax link 10Base-T link established 100Base-TX link established
Yellow On = Blink off =	Coax link established Network activity on coax link

[CONNECTIONS & LEDS]



Veracity 57V DC Power Supply

RJ45 copper Ethernet connector (speed will match coax speed)

LED	FUNCTION
RJ45 Green On =	Power good
RJ45 Yellow On = Blink off =	10Base-T or 100Base-TX link established Network activity on Ethernet link

www.veracityglobal.com

VLS-1 P-BC, VLS-1 P-CC

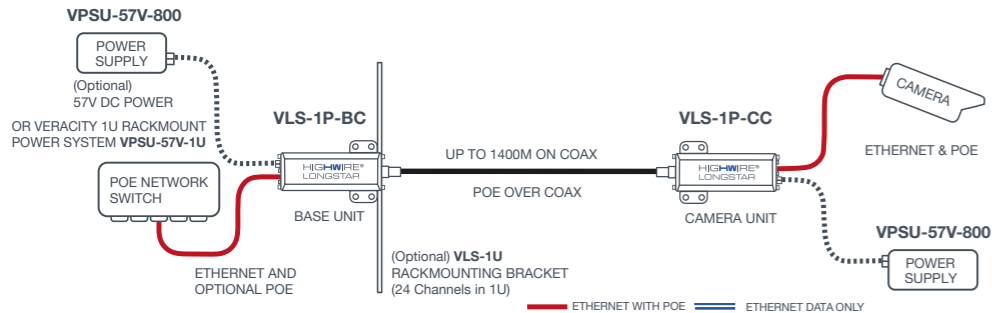
[QUICK START GUIDE]

LONG DISTANCE EOC ADAPTOR WITH POE+

HIGHWIRE®
LONGSTAR



APPLICATION DIAGRAM



For most installations, a POE input from a POE switch or injector will deliver enough power for both the HIGHWIRE Longstar devices and the camera.

If additional power and range is required, or as an alternative to a POE source, a 57V DC power supply may be connected at the BASE side.

In some cases where cable length and/or quality does not support the required power, a 57V power supply may be connected at the CAMERA side, which provides a full POE output.

HIGHWIRE LONGSTAR POE OVER COAX RANGE

POWER SOURCE	POE Plus Switch						Veracity Power Supply					
	0	5	10	15	20	25	0	5	10	15	20	25
Camera Power watts	0	5	10	15	20	25	0	5	10	15	20	25
RG59 (22AWG CCS)	540m	200m	130m	100m	60m	N/A	540m	400m	240m	140m	100m	60m
RG59 (20AWG core)	690m	690m	600m	500m	350m	N/A	690m	690m	690m	690m	640m	360m
RG6 (18AWG core)	950m	950m	800m	700m	470m	N/A	950m	950m	950m	950m	900m	500m
RG11 (14AWG core)	1400m	1400m	1400m	1400m	1200m	N/A	1400m	1400m	1400m	1400m	1400m	1300m

These are typical limits for 100Base-TX connections. For non-POE installations i.e. Ethernet only, use the "0" Zero figures in the table above.

Data range at 10Base-T is approximately 3 times further.

PRODUCT DIMENSIONS

