
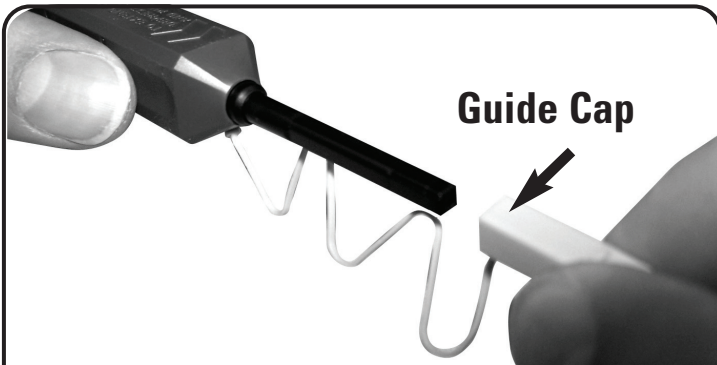


Cleaning Stick Instructions for LC PP-CT-LC



Adapter



1A Remove Guide Cap from the device.

LC Adapter



2A Insert tip of cleaner into LC Adaptor.



3A Push the outer shell to start cleaning the LC connector end face. A "click" sound indicates end of cleaning process. Close the cover after use.

Note: Be careful not to slant the LC connector while inserting into the adapter. Do not overly exert force during insertion as this may cause damage to both the LC connector and the PP-CT-LC. If pushing outer shell is inhibited, remove PP-CT-LC from adapter and ensure that there is no sizeable debris inhibiting the cleaning process

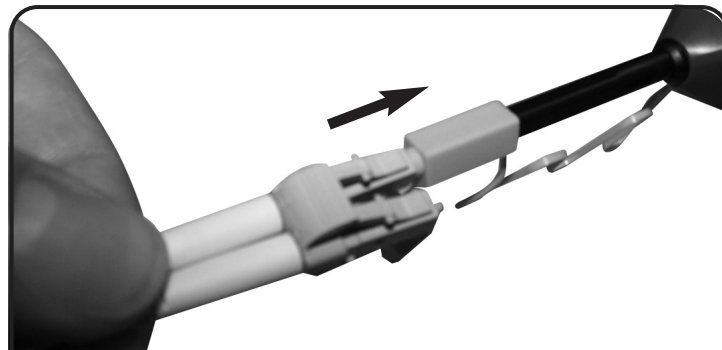
Cleaning Stick Instructions for LC PP-CT-LC

Connector

Cover

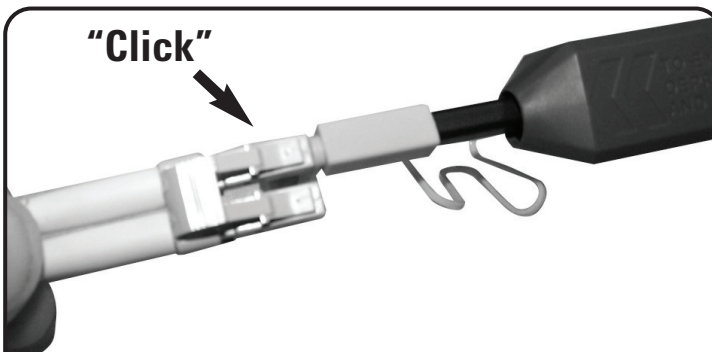


1B Open cover on the guide cap.



2B Insert LC connector into the guide cap.

"Click"



3B Push the outer shell to start cleaning the LC connector end face. A "click" sound indicates end of cleaning process. Close the cover after use.

Note: Be careful not to slant the LC connector while inserting into the Guide cap. Do not overly exert force during insertion as this may cause damage to both the LC connector and the PP-CT-LC. If pushing outer shell is inhibited, remove PP-CT-LC from adapter and ensure that there is no sizeable debris inhibiting the cleaning process

Global Headquarters

Watertown, Connecticut USA
Tel: (1) 866-548-5814

For a complete listing of our global offices visit our web site:
www.siemon.com

