



## SN200/210 Series Integrated Wired Access Control and PIV Compatible Solutions

Available through Authorized Channel Partners only.  
Contact your local ASSA ABLOY Door Security  
Solutions sales consultant for details.



# Table of Contents

SN200/210



Overview, Features and Electrical Specifications . . . . . 3-4

8200 Series Mortise Locks . . . . . 5-6

10X Line Cylindrical Locks . . . . . 7-8

80 Series Exit Devices . . . . . 9-11

Electric Latch Retraction Option (56-) . . . . . 12-14

PE80 Series Exit Devices . . . . . 15-18

Electric Latch Retraction Option (56-) . . . . . 19-21

7000 Series Multi-Point Vertical Rod . . . . . 22-25

FM7300 Series Multi-Point Locks . . . . . 26-28

Roseless Trim, Standard & Coastal Series Levers & Finishes . . . . . 29-30

Studio Collection Levers and ET Trims . . . . . 31

Ordering Gramercy Series Levers and Rose Designs . . . . . 32

Accessories . . . . . 33

Power Supplies and 10X Line Strike Options . . . . . 34

Mechanical Options . . . . . 35

Cylinder Options . . . . . 36

Cylinder Options . . . . . 37

Windstorm Certifications: UL Listed & Florida Building Codes . . . . . 38

As part of their promise to provide innovative, fast and effective high security solutions to their customers, certain ASSA ABLOY Group brands offer ElectroLynx®, a universal quick-connect system that simplifies the electrification of the door opening.

ElectroLynx® is a registered trademark of ASSA ABLOY Inc.

**agion** NATURE'S TECHNOLOGY

The Agion antimicrobial is not intended as a substitute for good hygiene. Coated products must still be cleaned to ensure the surfaces will be free of destructive microbes. ASSA ABLOY makes no representations or warranties, express or implied, as to the efficacy of the Agion antimicrobial. A copy of the Agion warranty is available upon request. Agion is a registered trademark of Agion Technologies, Inc., Wakefield, MA, USA.

### MicroShield®

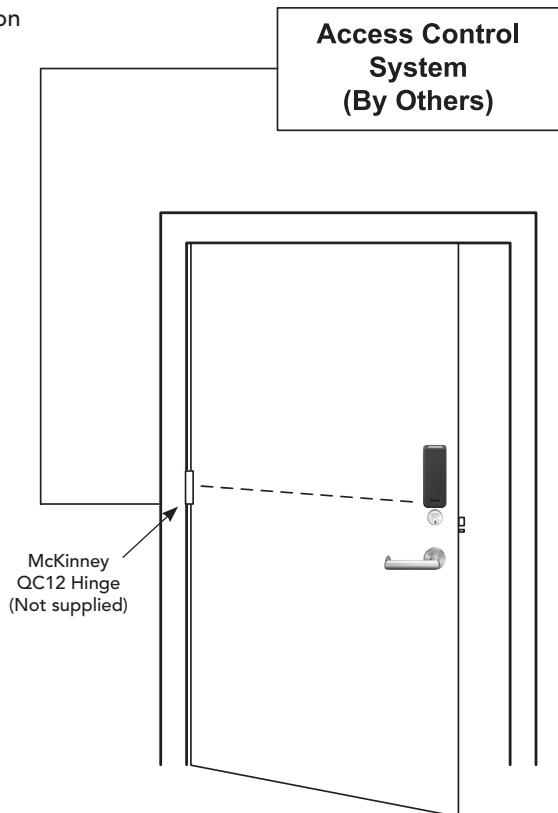
ASSA ABLOY Group companies offer MicroShield®, an antimicrobial coating for door hardware. MicroShield uses proven silver ion-based technology from Agion®, a leading provider of antimicrobial solutions, to stem the spread of bacteria and other microbes.

MicroShield® is a trademark of ASSA ABLOY Access and Egress Hardware Group, Inc.

### MicroShield® Coating

- Revolutionary finish coating available on all SARGENT product lines, utilizes a silver-based antimicrobial compound from Agion Technologies
- As an integral part of the finish coating, MicroShield® lasts for the life of the hardware
- MicroShield® coating permanently suppresses the growth of bacteria, algae, fungus, mold and mildew. It is effective against a broad spectrum of bacteria.
- Non-toxic and completely safe. The Agion antimicrobial compound is EPA and NSF approved and FDA listed for use in medical and food preparation equipment.
- Applications: Anywhere there is need for a clean environment (hospitals, laboratories, schools, medical centers, daycare, food processing etc.)

### SN200/210 Series Typical Application



### EcoFlex™ Technology

- Reduces energy consumption up to 92% for electrified mortise and cylindrical locks and up to 95% for electrified exit trims, as certified by GreenCircle
  - Lower operating costs
  - Assists with load reduction in optimizing energy performance credit in LEED
  - Reduces number of power supplies required
- Field configurable to fail-safe or fail-secure
- Operates from 12-24VDC, offering greater flexibility in system design
- Innovative actuator design provides superior reliability
  - Higher performance and reduced maintenance
  - Ability to have longer cable runs without negatively impacting lock function
  - Reduces risk of voltage drops and eliminates inductive kickback
  - Lower total cost of ownership



### On the Cover

SN200/210-82274 x LNNI Mortise Lock with the NI Studio Collection lever

Copyright © 2020-2023, SARGENT Manufacturing Company. All rights reserved. Reproduction in whole or in part without the express written permission of SARGENT Manufacturing Company is prohibited. Patent pending and/or patent www.assaabloyds.com/patents.

90889 07/23

# Overview, Features and Electrical Specifications

## SN Series



Authorized Channel Partner  
ASSA ABLOY

**SARGENT**  
**ASSA ABLOY**

### Overview

The SARGENT SN200/210 Series brings the latest in security and versatility to our Integrated Wired access control solutions. Featuring Signo Reader Technology from HID Global®, the SN200/210 Series is ideal for mixed credential environments and enables easy migration to higher security credentials and mobile access. Available with either keypad or non-keypad reader, the SN200/210 offers the convenience of using card or PIN for authentication or for added security, card plus PIN allowing dual factor authentication.

The SN200 is available with Wiegand communication protocol while the SN210 communicates via Open Supervised Device Protocol (OSDP) allowing for secure channel, serial communication between the reader and the Physical Access Control System (PACS). OSDP is rapidly becoming the industry standard due its ability to continuously monitor end-to-end wiring, protecting against tampering and “man in the middle” attacks. Featuring AES-128 encryption, OSDP provides supervised, bi-directional communication between the reader and the PACS, a requirement for U.S. Federal Government applications.

Backed by SARGENT’s Grade 1 hardware, the SN Series is available in configurations for 8200 and R8200 Mortise Locks, 10X Line Cylindrical Locks, a variety of 80 Series Exit Devices including vertical rod functions, and FM7300 Multi Point devices.

#### SN Series Signo Reader Technology Solution

Featuring Signo Reader Technology from HID Global®, the SN Series supports multiple industry leading credentials, making it ideal for mixed credential populations and facilities transitioning to higher security credentials.

#### HID Mobile Access® Compatible

HID Mobile Access merges security with convenience by enabling a smartphone and other mobile devices to securely open a door. This unique solution enables Bluetooth Smart-enabled Signo readers to activate with a close range “tap” of a smartphone, or from a distance with HID Global’s patented “Twist and Go” mode. Active feedback including vibration and sound enhances the user experience when opening doors.

### About ASSA ABLOY’s Authorized Channel Partner and Certified Integrator Programs

The SARGENT SN Series is part of a stream of new ASSA ABLOY products moving from traditional mechanical locks to being extensions of access control systems in facilities. These exciting new technology-rich products require an increase in knowledge to ensure the correct selection and implementation in various environments.

To aid our customers in this area, ASSA ABLOY has created two programs that provide the necessary training to sell, order, install & service our technology products, including Aperio® Wireless, Integrated Wired, IP-enabled and self-configurable intelligent components:

Sold through



Authorized Channel Partner  
ASSA ABLOY

To be installed by



Certified Integrator  
ASSA ABLOY

- **The Authorized Channel Partner (ACP) program** is open to resellers, who sell ASSA ABLOY’s technology products to certified integrators, and help with product selection based on the application.
- **The Certified Integrator (CI) program** provides hands-on training for security systems integrators and network administrators. Not only does this training familiarize certified integrator candidates with product features and applications, it also gives them valuable experience installing, commissioning, and troubleshooting the products in a real-world environment.

For more information on the qualifications for becoming an ACP or CI, contact your local ASSA ABLOY Door Security Solutions sales consultant for details.

### Sophisticated Access Control Solution

- Features HID Global’s Secure Identity Object (SIO™) digital credential technology to provide advanced security and performance
  - SIO digital credentials support data authenticity and privacy by binding information to a specific credential for additional authentication and encryption on top of device-specific security
- Features HID® Signo Reader Technology to support multiple credentials
  - Ideal for mixed credential environments and offers easy migration to higher security credentials and HID Mobile Access® powered by Seos®.
    - 2.4 GHz credentials:
      - Secure Identity Object™ (SIO) on Mobile IDs (Bluetooth Smart)
    - 13.56 MHz credentials:
      - Secure Identity Object™ (SIO) on iCLASS Seos, iCLASS SE/SR, MIFARE DESFire EV1/EV2 and MIFARE Classic (on by default)
      - Standard iCLASS Access Control Application, ISO14443A (MIFARE) CSN, ISO14443B CSN, and ISO15693 CSN
      - Apple Wallet
      - NFC-enabled mobile phones
    - 125 kHz credentials:
      - HID Prox®, AWID, EM4102
- Consolidates all components into the lock
  - Incorporates card reader, Door Position Switch (DPS) and Request to Exit (REX) signaling
  - Eliminates reader interface modules
- Significantly faster installation time, lower installed cost and reduced disruption
  - Requires only one cable run from the lock to the access control panel
  - Maintains architectural integrity around the door
- Surface detection feature allows reader to sense when it is mounted on metal and automatically recalibrate to optimize read range performance
- Open architecture platform is compatible with all standard access control systems
- Aesthetically complemented by SARGENT Studio Collection and Coastal Series levers - elegant design with ANSI Grade 1 hardware offering a complete hardware portfolio, including mortise locks, cylindrical locks and rim, surface and concealed vertical rod exit trim

**Note:** HID and iCLASS are registered trademarks of HID Global Corporation.

\* Any retrofit or other field modification to a fire rated opening can potentially impact the fire rating of the opening, and Sargent Manufacturing Company makes no representations or warranties concerning what such impact may be in any specific situation. When retrofitting any portion of an existing fire rated opening, or specifying and installing a new fire-rated opening, please consult with a code specialist or local code official (Authority Having Jurisdiction) to ensure compliance with all applicable codes and ratings.

Experience a safer  
and more open world

1-800-727-5477 • [www.sargentlock.com](http://www.sargentlock.com)

3

Copyright © 2020-2023, SARGENT Manufacturing Company. All rights reserved. Reproduction in whole or in part without the express written permission of SARGENT Manufacturing Company is prohibited. Patent pending and/or patent: [www.assaabloyds.com/patents](http://www.assaabloyds.com/patents).

90889 07/23

# Overview, Features and Electrical Specifications

## SN Series



### Common Features of SN Series

- Keypad option for for PIN and/or credential authentication
- A hard-wired platform for use with existing compatible access control systems
- Centralized control of all locks using customer's existing access control system
- For use on exterior doors
- A multi-colored LED indicates card read activity and can be manually controlled by access control panel
- Audible beep sounds with card read
- UL Listed for fire doors available (12- for exit devices) \*
- UL Listed for Fire Doors Certified for Canada \*
- Fail Safe or Fail Secure operation
- ElectroLynx® connector system reduces installation time and costs, improves reliability
- Monitoring is based on lock type selected
- Intelligent power management reduces reader power consumption by as much as 75%

\* Any retrofit or other field modification to a fire rated opening can potentially impact the fire rating of the opening, and Sargent Manufacturing Company makes no representations or warranties concerning what such impact may be in any specific situation. When retrofitting any portion of an existing fire rated opening, or specifying and installing a new fire-rated opening, please consult with a code specialist or local code official (Authority Having Jurisdiction) to ensure compliance with all applicable codes and ratings.

### Electrical Specifications

Supplied power must be filtered and regulated

Cylindrical		12v		24V		
		Average	Peak	Average	Peak	
	Reader	75mA	250mA	N/A	N/A	
	Actuator	15mA	500mA	15mA	500mA	
Mortise		12v		24V		
		Average	Peak	Average	Peak	
	Reader	75mA	250mA	N/A	N/A	
	Actuator	15mA	500mA	15mA	500mA	
Exit Device		12v		24V		
		Average	Peak	Average	Peak	
		Reader	75mA	250mA	N/A	N/A
		Actuator	15mA	500mA	15mA	500mA
	56- ELR	N/A	N/A	250mA dogged	1A inrush 600mA during retraction	
Multi-Point		12v		24V		

EcoFlex® mortise locks, cylindrical locks, exit devices, or multipoint locks:

12-24VDC Systems

- Reader draw = .125 Amp
- Peak actuator draw = .015 Amp continuous
- Maximum (2) locks per 1 Amp power supply (1/2 Amp peak current draw)

Copyright © 2020-2023, SARGENT Manufacturing Company. All rights reserved. Reproduction in whole or in part without the express written permission of SARGENT Manufacturing Company is prohibited. Patent pending and/or patent www.assaabloyds.com/patents.

# 8200 Series Mortise Locks

## SN Series



Authorized Channel Partner  
ASSA ABLOY

**SARGENT**  
**ASSA ABLOY**

The SN Series Mortise Lock product integrates SARGENT's 8200 and R8200 Series Grade 1 mortise lock into an existing compatible access control system. The SN Series Mortise lock monitors the deadlatch as well as the latchbolt, producing SARGENT's "Latched and Secure" monitoring. This technology incorporates the deadlatch and latchbolt position in series, ensuring that the door is closed and the latchbolt is extended.

The SN Series mortise product has a clean, crisp design and is available with standard levers, Coastal Series levers and Studio Collection levers with roses or Simpli™ roseless trim in 13 hardware finishes. The use of similar lever designs across product lines provides uniformity within a facility. The mortise lock strength is unsurpassed and is enhanced by the deadbolt functions which meet Detention Impact Level One for additional security.

The SN200 Series Mortise Lock is available with 2 options for UL294 compliance and reader LED indicator configuration:

1. Bluetooth Smart, UL294 Compliant, tamper wire connected (Credential Modifier 03):
  - LED displays red in locked and unlocked state
  - Listed to UL 294 (Access Control System Units)
2. Bluetooth Smart, Non-UL 294 Compliant, green LED wire connected (Credential Modifier 0E):
  - LED displays red during locked state and green in unlocked
  - Provides easy visual identification of lock status
  - Product is NOT compliant to UL 294 (Access Control System Units)

### Mechanical Features

- Certified ANSI/BHMA Grade 1
- 3/4" stainless steel, anti-friction reversible latch
- 1" hardened stainless steel deadbolt
- Stainless steel non-handed deadlocking latch
- Available with Studio Collection, Coastal Series, and standard lever designs. Simpli™ roseless trim also available when used with an R8200 lockbody.
- For 1-3/4" (44mm) thick door standard. Consult factory for other thicknesses
- Key override requires a #41 cylinder standard
- Handed lockbody, easily field reversible without opening lockbody
- Trim is through-bolted for increased security and durability
- Features EcoFlex® technology
- SN Series 8200 Mortise Lock Windstorm Information
  - UL Listed per ANSI/SDI-BHMA A250.13
  - UL Certification Directory ZHEM.R21744 Latching Hardware
  - UL Certification Directory ZHLL.R21744 Windstorm-rated Assemblies
  - Listed on Florida Building Code Website: FL6728-R1
  - Listed on Florida Building Code Website: FL4351-R1 (see Page 25 for additional information)
- Listed to UL 294 (Access Control System Units); Directory ALVY. BP10423\*

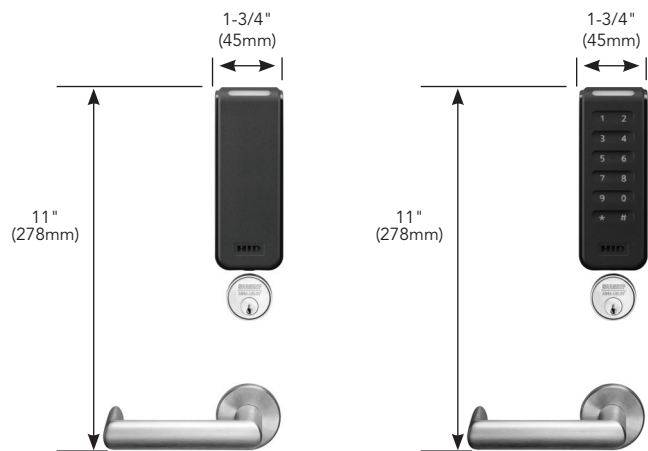
### Electrical Features

- Available with either keypad or non-keypad reader
- Supports multiple credential technologies, offering easy migration to higher security credentials or consolidation of mixed credentials
- Lock 12-24VDC
- Reader always 12VDC

### Escutcheons

- Plastic front escutcheon, solid cast rear escutcheon
- Operating temperature -31°F (-35°C) to 135°F (57°C)
- A multi-colored LED indicates valid/invalid entries
- Projection is approximately 3/4"

\*UL294 listing for SN200 Series available with 03 credential modifier only. SN210 is always compliant for UL294. See Ordering SN Series Mortise Locks for more detail.



SN200/210-82281 shown with  
MB Studio Collection Levers and LN roses

# 8200 Series Mortise Locks



## SN Series

### SN Series Mortise Lock Functions

#### All SN Series Mortise Functions feature:

- Trim outside rigid unless unlocked electronically
- Trim inside always retracts latch and/or deadbolt
- Guardbolt deadlocks latch
- Request-to-Exit monitoring
- Door Position monitoring

#### Description of Functions: (see chart at right)

- Fail Safe: Power off, unlocks outside trim
- Fail Secure: Power off, locks outside trim
- Key Override: Key outside retracts latch and/or deadbolt when trim is locked electronically
- Deadbolt projected and retracted by thumbturn or key

### SN Series Mortise Lock Functions

If the lock needs to have:		Then select:		
		Series	Type*	Function
No key override and no deadbolt	Fail Safe	SN200 (Wiegand) SN210 (OSDP)	82	274
	Fail Secure	SN200 (Wiegand) SN210 (OSDP)	82	275
No key override with deadbolt	Fail Safe	SN200 (Wiegand) SN210 (OSDP)	82	284
	Fail Secure	SN200 (Wiegand) SN210 (OSDP)	82	285
Key override and no deadbolt	Fail Safe	SN200 (Wiegand) SN210 (OSDP)	82	270
	Fail Secure	SN200 (Wiegand) SN210 (OSDP)	82	271
Key override and deadbolt	Fail Safe	SN200 (Wiegand) SN210 (OSDP)	82	280
	Fail Secure	SN200 (Wiegand) SN210 (OSDP)	82	281

\* Specify R82 for the R8200 lockbody with Simpli™ roseless trim.

### Ordering SN Series Mortise Locks (Simpli™ roseless trim is specified by R82 for lock type and an R for the rose designation)

Options	Series	Type	Function	Lock Voltage**	Outside Electrical Trim	Credential Modifier	Roses	Levers	Finish	Hand
Select from pages 28-30	Select SN200 or SN210	Select from SN Series Mortise Lock Function chart above		12V or 24V	BIPS: HID Mobile Access® Ready and Bluetooth Smart capable; BIKPS: HID Mobile Access® Ready and Bluetooth Smart capable with Keypad	BIPS/BIKPS: 03 for tamper wire configuration; BIPS/BIKPS: 0E for Green LED configuration*	Select rose, lever and finish from pages 22-25			RHR, LHR, RH or LH
Example:	SN200	R82274		12V	BIPS	03	R	MX	03	RH
Example:	SN210	82271		12V	BIKPS	0E	R	MX	03	LHR

\*SN210 BIPS and BKIPS only available with 0E credential modifier.

\*\*With SN Series, the reader is always 12VDC. Please select either 12VDC or 24VDC for the lock voltage.

### High Security Monitoring Options

#### • Internal End-of-Line Monitoring

Integrated directly into the mortise lock, internal end-of-line resistors monitor the line from the access control panel to the lock. Typically, resistors are installed at the panel or above the door, creating vulnerability between the resistors and the locks. Incorporating resistors within the lock eliminates any risk of undetected tampering or damage, while also reducing installation costs, simplifying specifications, and offering the assurance of a factory installed and tested product.

Select a compatible resistor configuration and add the appropriate prefix to your order string:

- R01: Mercury and Lenel compatible 1KΩ/2KΩ resistance supervision
- R03: Software House compatible 1KΩ/2KΩ resistance supervision
- R04: AMAG compatible 4-state supervision

#### • Deadbolt Privacy Function (PHR-)

- Engaging the deadbolt disables remote access control unlocking (keypad or card reader) or scheduled unlock.
- Ideal for personal privacy areas, such as nursing rooms, on-call doctors' rooms, restrooms, and shower areas
- To order, add the PHR- prefix to your order string (available only with deadbolt)

#### • Integrated Door Position Switch (IDP-)

- The patented IDP option adds a magnetic door position switch in series with the internal auxiliary latch and latchbolt position switches to provide three factor monitoring.
- This offers added assurance that the door is secure, reduces the likelihood of attack, and is aesthetically pleasing because it conceals the door position switch behind the front plate and the magnet behind the strike.
- To order, add the IDP- prefix to your order string

### Ordering Examples

R01-IDP-SN200-82271-12V-BIPS-03-LN-MD-26D-LHR

R04-PHR-IDP-SN210-82280-24V-BIKPS-0E-LN-MD-26D-RHR

# 10X Line Cylindrical Locks



Authorized Channel Partner  
ASSA ABLOY

**SARGENT**  
**ASSA ABLOY**

## SN Series

The SN Series 10X Line Cylindrical Lock offers the ability to seamlessly integrate Grade 1 security into an existing compatible access control system. Door monitoring capabilities include a Request-to-Exit sensor which monitors movement of the inside lever and external Door Position Switch (3287).

The SN Series 10X Line Cylindrical Lock has a clean, crisp design and is available with many lever styles and eleven hardware finishes. The ability to use similar lever designs across the three product offerings provides uniformity when used throughout a facility.

The SN200 Series Cylindrical Lock is available with 2 options for UL294 compliance and reader LED indicator configuration:

1. Bluetooth Smart, UL294 Compliant, tamper wire connected (Credential Modifier 03):
  - LED displays red in locked and unlocked state
  - Listed to UL 294 (Access Control System Units)
2. Bluetooth Smart, Non-UL 294 Compliant, green LED wire connected (Credential Modifier 0E):
  - LED displays red during locked state and green in unlocked
  - Provides easy visual identification of lock status
  - Product is NOT compliant to UL 294 (Access Control System Units)

## Mechanical Features

- Certified and exceeds ANSI/BHMA A156.2 Series 4000 - Grade 1
- "Request-to-Exit (REX)" signaling standard
- Latch Stainless Steel, 1/2" (13mm) throw
- 2-3/4" (70mm) backset standard. 3-3/4" and 5" backsets also available
- For 1-3/4" (44mm) thick door standard. Consult factory for other thicknesses
- Heavy duty lever spring return
- Steel mounting studs
- Key override standard
- SN Series 10X Line Windstorm Information
  - UL Listed per ANSI/SDI-BHMA A250.13
  - UL Certification Directory ZHEM.R21744 Latching Hardware
  - UL Certification Directory ZHLL.R21744 Windstorm-rated Assemblies
  - Listed on Florida Building Code Website: FL6728-R1
  - Listed on Florida Building Code Website: FL4351-R1 (see Page 25 for additional information)
- Listed to UL 294 (Access Control System Units); Directory ALVY. BP10423\*

## Escutcheons

- Plastic front escutcheon, solid cast rear escutcheon
- Operating temperature -31°F (-35°C) to 135°F (57°C)
- A multi-colored LED indicates valid/invalid entries
- Projection is approximately 3/4"

## SN Series 10X Line Cylindrical Lock Functions

**270 Fail Safe - Power off unlocks outside trim**

**271 Fail Secure - Power off locks outside trim**

- Key outside always retracts latch
- Lever outside rigid except when trim is unlocked electronically, freewheeling optional
- Lever inside always retracts latch
- Guardbolt deadlocks latch
- Request-to-Exit signaling standard
- Door Position Switch (DPS, part #3287) supplied to allow for full monitoring (see DPS features on page 8)
- 10X Line Levers and Roses are shown on page 22

\*UL294 listing for SN200 Series available with 03 credential modifier only. SN210 is always compliant for UL294. See Ordering SN Series Cylindrical Locks for more detail.

# 10X Line Cylindrical Locks

## SN Series



### SN Series Electrical Features

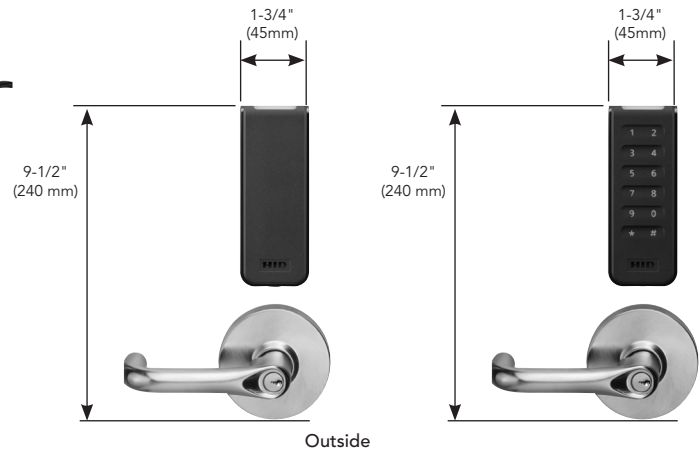
- Available with either keypad or non-keypad reader
- Supports multiple credential technologies, offering easy migration to higher security credentials or consolidation of mixed credentials
- Reader always 12VDC
- Fail Safe or Fail Secure option

### SN Series Cylindrical Lock Functions

If the lock needs to have:		Then select:		
		Series	Type	Function
Key override	Fail Safe	SN200 (Wiegand) SN210 (OSDP)	10XG	270
	Fail Secure	SN200 (Wiegand) SN210 (OSDP)	10XG	271

### 3287 Door Position Switch (DPS)

- SPDT concealed switch (3 wire)
- Contacts rated .50 Amp @ 12VDC
- Contacts rated .25 Amp @ 24VDC
- Requires 1" diameter hole



### Ordering SN Series Cylindrical Locks

Options	Series	Type	Function	Outside Electrical Trim	Credential Modifier	Roses	Levers	Finish	Hand
Select from page 28-30	Select SN200 or SN210	Select from SN Series Cylindrical Lock Function chart above		BIPS: HID Mobile Access® Ready and Bluetooth Smart capable; BIKPS: HID Mobile Access® Ready and Bluetooth Smart capable with Keypad	BIPS/BKIPS: 03 for tamper wire configuration; BIPS/BKIPS: 0E for green LED configuration*;	Select rose, lever and finish from pages 22-25			RHR, LHR, RH or LH
	SN200	10XG270		BIPS	03	L	G	03	RH
Example	SN210	10XG271		BIKPS	0E	L	G	03	RH

\*SN210 BIPS and BKIPS only available with 0E credential modifier.

Copyright © 2020-2023, SARGENT Manufacturing Company. All rights reserved. Reproduction in whole or in part without the express written permission of SARGENT Manufacturing Company is prohibited. Patent pending and/or patent www.assaabloyds.com/patents.

# 80 Series Exit Devices

## SN Series



Authorized Channel Partner  
ASSA ABLOY

**SARGENT**  
**ASSA ABLOY**

The SN Series Exit Device product selection is SARGENT's most extensive exit device access control offering including 8800 Rim Exit Devices, 8900 Mortise Exit Devices, 8700 Surface Vertical Rod (SVR) Exit Devices and 8600 Concealed Vertical Rod (CVR) Exit Devices.

The SN200 Series Exit Device is available with 2 options for UL294 compliance and reader LED indicator configuration:

- Bluetooth Smart, UL294 Compliant, tamper wire connected (Credential Modifier 03):
  - LED displays red in locked and unlocked state
  - Listed to UL 294 (Access Control System Units)
- Bluetooth Smart, Non-UL 294 Compliant, green LED wire connected (Credential Modifier 0E):
  - LED displays red during locked state and green in unlocked
  - Provides easy visual identification of lock status
  - Product is NOT compliant to UL 294 (Access Control System Units)

### Mechanical Features:

- Certified ANSI/BHMA A156.3 Grade 1
- Listed to UL 294 (Standard of Safety for Access Control System Units); Directory ALVY.BP10423\*
- For 1-3/4" (44mm) door standard. Consult factory for other thicknesses
- Always allows free egress
- Trim outside rigid at all times unless unlocked electronically
- Request-to-Exit (REX) Signal Switch activated by pushing rail
- Door Position Switch (DPS, part #3287) supplied to allow for full monitoring (see DPS features, page 8)
- 80 Series Levers are shown on page 22-25
- Features EcoFlex™ technology

### Description of Functions: (see chart below)

- Fail Safe: Power off, unlocks outside trim
- Fail Secure: Power off, locks outside trim
- Key Override Key outside retracts latch when trim is locked electronically

### Concealed Vertical Rod/Surface Vertical Rod Models Feature:

- Key override is available for MD/WD/AD8600 CVR Devices (including NB-) with 106 Series Auxiliary Control
- Key override is available for 8700 SVR Devices with a 306 Series Auxiliary Control
- Key override is NOT available for NB-SN200/210-8700 devices
- The AFF is 41" for Standard Applications; when a 100 or 300 Series Auxiliary Control is used, 38" AFF is recommended to meet local accessibility standards

### SN Series Electrical Features

- Available with either keypad or non-keypad reader
- Supports multiple credential technologies, offering easy migration to higher security credentials or consolidation of mixed credentials
- Lock Motor 12VDC or 24VDC
- Reader always 12VDC
- Voltage must be specified
- Fail Safe or Fail Secure option

### SN Series Exit Device Functions

	8900 Mortise Exit Devices			8800 Rim Exit Devices			8700 Surface Vertical Rod Exit Devices			8600 Concealed Vertical Rod Exit Devices		
	Mortise Exit			Rim Exit			SVR Exit			CVR Exit†		
If the lock needs to have:	Then select:											
	Series	Type	Function	Series	Type	Function	Series	Type	Function	Series	Type	Function
No key override												
Fail Safe	SN200 (Wiegand) SN210 (OSDP)	89	73	SN200 (Wiegand) SN210 (OSDP)	88	73	SN200 (Wiegand) SN210 (OSDP)	87	73	SN200 (Wiegand) SN210 (OSDP)	MD86/ WD86 /AD86	73
Fail Secure	SN200 (Wiegand) SN210 (OSDP)	89	74	SN200 (Wiegand) SN210 (OSDP)	88	74	SN200 (Wiegand) SN210 (OSDP)	87	74	SN200 (Wiegand) SN210 (OSDP)	MD86/ WD86 /AD86	74
Key override												
Fail Safe	SN200 (Wiegand) SN210 (OSDP)	89	75	SN200 (Wiegand) SN210 (OSDP)	88	75	SN200 (Wiegand) SN210 (OSDP)	-	-	SN200 (Wiegand) SN210 (OSDP)	-	-
Fail Secure	SN200 (Wiegand) SN210 (OSDP)	89	76	SN200 (Wiegand) SN210 (OSDP)	88	76	SN200 (Wiegand) SN210 (OSDP)	-	-	SN200 (Wiegand) SN210 (OSDP)	-	-

\*UL294 listing for SN200 Series available with 03 credential modifier only. SN210 is always compliant for UL294. See Ordering SN Series Exit Devices for more detail.  
†8600 CVR Exit Devices must be ordered as WD for wood doors, AD for aluminum doors, or MD for metal doors.

Experience a safer  
and more open world

1-800-727-5477 • www.sargentlock.com

9

# 80 Series Exit Devices

## SN Series



**SARGENT**  
**ASSA ABLOY**

### Escutcheons

- Plastic front escutcheon, solid cast rear escutcheon
- Operating temperature -31°F (-35°C) to 135°F (57°C)
- A multi-colored LED indicates valid/invalid entries
- Proximity Reader Projection is approximately 3/4"

### Outside ET Lever Control

- Brass escutcheon
- Projection 13/16" (21mm)

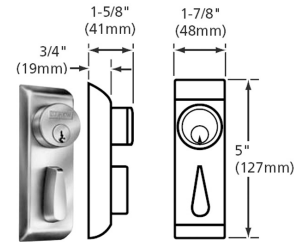
### Key Override for SN Series-8600 & SN Series-8700

The 106 Series Auxiliary Control offers key override for MD/WD/AD8600 and NB-MD/WD/AD8600 Series Device.

Order example:  
SN200-MD8674F x 12VDC x BIPS x 0E x ETL x 106 x RHR x 32D x 36" x 96

The 306 Series Auxiliary Control offers key override for 8700 Series Device (not available for NB-8700).

Order example:  
SN210-8773F x 12VDC x BIPS x 0E x ETL x 306 x RHR x 32D x 36" x 84"



### Ordering SN Series Exit Devices

Options	Series	Type	Function	Rail Size	Motor**	Outside Electrical Trim	Credential Modifier	Trim/Lever	Hand	Finish	Door Width	Opening Height	AFF
Select from page 12-14	Select SN200 or SN210	Select from SN Series Exit Device Function chart above	E: 24-32"; F: 33-36"; J: 37-42"; G: 43-48"	12V or 24V	BIPS: HID Mobile Access® Ready and Bluetooth Smart capable; BIKPS: HID Mobile Access® Ready and Bluetooth Smart capable with Keypad	BIPS/BKIPS: 03 for tamper wire configuration; BIPS/BKIPS: 0E for green LED configuration*	ET followed by lever designation from pages 22-25	RHR, LHR	Select from page 23	If supplied, rails will be cut to size	Required for Vertical Rod Exit Devices	Center Line of Rail above Finished Floor (41" std)	
Example:	SN200	8773	F	12V	BIPS	03	ETL	RHR	10B	36"	84"	41"	
Example:	SN210	8973	J	12V	BIKPS	0E	ETL	LHR	32D	42"	84"	41"	

\*SN210 BIPS and BKIPS only available with 0E credential modifier.

\*\* The SN Series reader is always 12VDC. Please select either 12VDC or 24VDC for the Motor.

Copyright © 2020-2023, SARGENT Manufacturing Company. All rights reserved. Reproduction in whole or in part without the express written permission of SARGENT Manufacturing Company is prohibited. Patent pending and/or patent www.assaabloyds.com/patents.

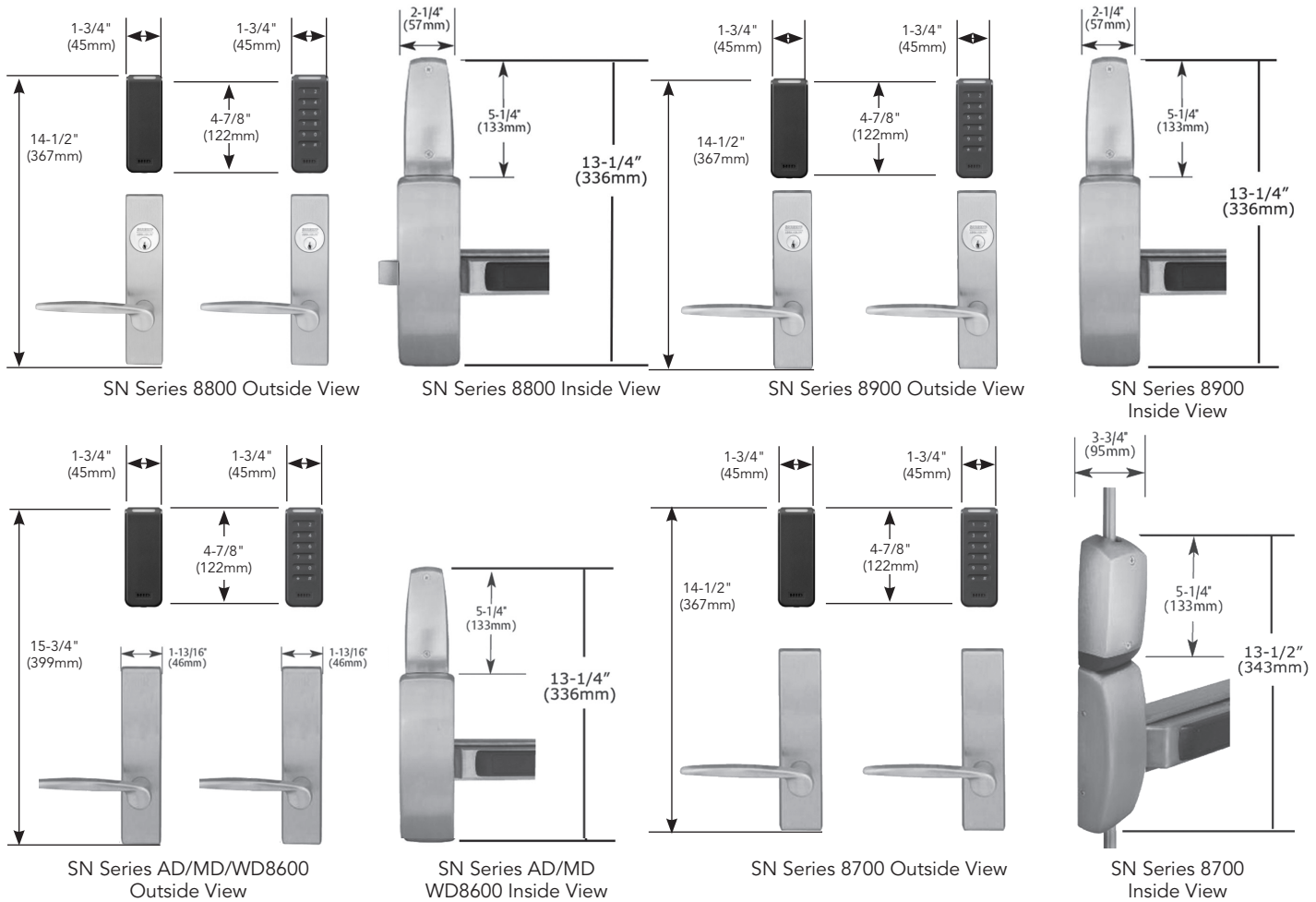
# 80 Series Exit Devices

## SN Series



Authorized Channel Partner  
ASSA ABLOY

**SARGENT**  
**ASSA ABLOY**



### How to specify and order ET Trim only (without Exit Device or Reader)

Specify SN2xx in the order string

- For 8900 Mortise Exit Devices: SN2xx773 ET\*, SN2xx774 ET\*, SN2xx775 ET\* & SN2xx776 ET\*
- For 8800 Rim Exit Devices: SN2xx773-8 ET\*, SN2xx774-8 ET\*, SN2xx775-8 ET\* & SN2xx776-8 ET\*
- For 8700 SVR Exit Devices: SN2xx773 ET\* & SN2xx774 ET\*
- For NB-8700 SVR Exit Devices: SN2xx773-8 ET\* & SN2xx774-8 ET\*
- For All 8600 CVR Exit Devices: SN2xx773-4 ET\* & SN2xx774-4 ET\*

\* Specify lever design, finish and voltage

Note: Cylinder Keyed Different is supplied unless otherwise specified

### Exit Windstorm Information:

- SN Series (SE Series) 8900 is UL Certification Directory ZHLL.R21744 Windstorm-Rated Assemblies
- SN Series (SE Series) WS8900 is UL Listed per ANSI/SDI-BHMA A250.13, UL Certification Directory ZHEM.R21744 Latching Hardware and listed on Florida Building Code Website: FL4351-R1 (See Page 25 for details)
- SN Series (SE Series) WS8800 is UL Listed per ANSI/SDI-BHMA A250.13, UL Certification Directory ZHEM.R21744 Latching Hardware and listed on Florida Building Code Website: FL4351-R1 (See Page 25 for details)
- SN Series HC8800 is UL Listed per ANSI/SDI-BHMA A250.13, UL Certification Directory ZHLL.R21744 Windstorm-rated Assemblies and listed on Florida Building Code Website: FL2998-R2 (See Page 25 for details)

### Cylinder Sizes & Types for SN Series Exit Devices

Note: All mortise cylinders require a SARGENT standard offset cam (13-0664)

M1 Products	1-3/4" Door Thickness	1-3/4" Door Thickness with Weather Shield
SN200/210-8900 Mortise Exit	# 46 Mortise (1-3/4")	# 46 Mortise (1-3/4")
SN200/210-8800 Rim Exit	# 34 Rim	# 34 Rim
SN200/210-8700 w/306 Control SVR Exit	# 41 Mortise (1-1/8")	# 41 Mortise (1-1/8")
SN200/210-8600 w/106 Control CVR Exit	# 41 Mortise (1-1/8")	# 41 Mortise (1-1/8")

Experience a safer  
and more open world

1-800-727-5477 • www.sargentlock.com

11

Copyright © 2020-2023, SARGENT Manufacturing Company. All rights reserved. Reproduction in whole or in part without the express written permission of SARGENT Manufacturing Company is prohibited. Patent pending and/or patent: www.assaabloyds.com/patents.


# Electric Latch Retraction Option (56-80 Series)

SN Series



**SARGENT**  
**ASSA ABLOY**

SARGENT's Electric Latch Retraction exit device is the perfect choice for high traffic egress doors that require access control. This non-handed exit device rail is durable and easy to install. It utilizes a latch retraction motor rather than a solenoid, ensuring quiet operation ideal for locations such as conference rooms, theaters and libraries. Once retracted, the door functions in a push/pull manner. Electric Latch Retraction variants are NOT UL294 6<sup>th</sup> edition, BHMA A156.25 or ULC S319 compliant. The 56- exit device can be dogged for momentary ingress and egress and is commonly used in conjunction with an automatic door operator. The device can be dogged continuously on fire-rated devices that are tied into the building's fire detection system.



The SN200 Series 56- Exit Device is available with 2 options for reader LED indicator configuration:

1. Bluetooth Smart, tamper wire connected (Credential Modifier 03):
  - LED displays red in locked and unlocked state
2. Bluetooth Smart, green LED wire connected (Credential Modifier 0E):
  - LED displays red during locked state and green in unlocked
  - Provides easy visual identification of lock status

## 56- Electric Latch Retraction Features

- 5 year warranty
- U.S. Patent No. 7,484,777; Additional patent(s) pending
- Motor driven latch retraction for smooth, precise operation
- Amount of rail retraction is automatically controlled by the 56-circuitry; System actively monitors its position and adjusts itself
- UL Listed for Class II Circuitry
- Power Requirements (supplied power must be filtered and regulated):  
Reader: 12VDC (200 mA)  
Exit Device: 24VDC (1 A inrush 600 mA during retraction, 250 mA maintained)
- Minimum Door Widths:
  - Wide Stile Door 28"
  - Narrow Stile Door 28"
- See McKinney's Transfer Device Solutions Catalog for QC Hinge and cable requirements
- Order as a 56- option (e.g., 56-SN200-8913F x ETMF x 32D x 36")

## Electrical Features

- Supports multiple credential technologies, offering easy migration to higher security credentials or consolidation of mixed credentials
- Available with either keypad or non-keypad reader
- Lock Motor 12VDC or 24VDC
- Reader always 12VDC
- Voltage must be specified
- Fail Safe or Fail Secure option

## Accessories

### Required

- 3520 24VDC 1 AMP Power Supply
- 3521 12VDC 1 AMP Power Supply
- Electric transfer device also required

### Optional

- 881 Monitor Strike



**Note:** HK- and 16- are not available for Fire Rated Doors

**Note:** The 56- Option is not supplied with Manual Dogging (Hex Key or Cylinder Dogging) unless specified

# Electric Latch Retraction Option (56-80 Series)

SN Series



Authorized Channel Partner  
ASSA ABLOY

**SARGENT**  
**ASSA ABLOY**

## Ordering SN Series Exit Devices with Electric Latch Retraction







Options	Series	Type	Function	Rail Size	Outside Electrical Trim	Credential Modifier**	Trim/Lever	Hand	Finish	Door Width	Opening Height	AFF
Select from pages 28-30*	56-M1	Select from Exit Device Function page 14		E: 28-32"; F: 33-36"; J: 37-42"; G: 43-48"	BIPS: HID Mobile Access® Ready and Bluetooth Smart capable; BIKIPS: HID Mobile Access® Ready and Bluetooth Smart capable with Keypad	BIPS/BKIPS: 03 for tamper wire configuration; BIPS/BKIPS: 0E for green LED configuration**	Select trim/pull design from function chart below; for ET Trim, select lever design from pages 22-25	RHR, LHR	Select from page 22	If supplied, rails will be cut to size	Required for Vertical Rod Exit Devices	Center Line of Rail above finished floor (41" standard)
Example:	56-SN200	87	10	F	BIPS	0E	FLL	RHR	32D	36"	84"	41"

\* Available with the following mechanical options: 12, 16, HK, 19, 43, 76, 85, 86, 87, CPC, SG. See page 28 for detailed descriptions. See pages 29 and 30 for cylinder options

\*\*SN210 BIPS and BKIPS only available with 0E credential modifier.

Function Description and Cylinder Information	SARGENT Function #	ANSI Function #
Night latch, key retracts latch #34 cylinder for 8800 #46 mortise cylinder for 8900 with ET #41 cylinder for 8900 with FLL, FLW, PTB, MAL, STS	04/44	03
Key unlocks trim, trim retracts latch/trim relocks when key is removed, #41 cylinder supplied	06/46	09
No outside operation (no cylinder), ET Control is used as pull only	10/40	02
Key unlocks/locks trim, #41 cylinder supplied	13/43	08

## Pull Trim Options

SARGENT Function Number	ANSI Function Numbers	Description Cylinder Info. (1-3/4" Door)						
04	03	Night Latch (key retracts latch)	FLL/FSL	FLW/FSW	MAL/MSL	PTB/PSB	STS	862/863/ 864
10	02	Pull Only (no O/S operation)	FLL	FLW	MAL	PTB	STS	862/863/ 864

# Electric Latch Retraction Option (56-80 Series)

SN Series



**SARGENT**  
**ASSA ABLOY**

## SN Series 56- Exit Device Functions

	8900 Mortise Exit Devices				8800 Rim Exit Devices				8700 Surface Vertical Rod Exit Devices				8600 Concealed Vertical Rod Exit Devices <sup>1</sup>				
	Type	Function	Rail Size	Trim/ Lever	Type	Function	Rail Size	Trim/ Lever	Type	Function	Rail Size	Trim/ Lever	Type <sup>1</sup>	Function	Rail Size	Trim/ Lever	
ET Control																	
With:	Night Latch (Key retracts latch)	89	04	See chart page 13	ET x Lever	88	04	See chart page 13	ET x Lever	-	-	-	-	-	-	-	
	Night Latch (Key/lever retracts latch)	89	06	See chart page 13	ET x Lever	88	06	See chart page 13	ET x Lever	87	06	See chart page 13	ET x Lever	AD86/ MD86/ WD86	06	See chart page 13	ET x Lever
	Dummy ET Trim (No cylinder override)	89	10	See chart page 13	ET x Lever	88	10	See chart page 13	ET x Lever	87	10	See chart page 13	ET x Lever	AD86/ MD86/ WD86	10	See chart page 13	ET x Lever
	Entrance (Key locks/unlocks lever)	89	13	See chart page 13	ET x Lever	88	13	See chart page 13	ET x Lever	87	13	See chart page 13	ET x Lever	AD86/ MD86/ WD86	13	See chart page 13	ET x Lever
	Auxiliary Control for Cylinder Override with Dummy ET Trim	-	-	-	-	-	-	-	-	87	10	See chart page 13	ET x Lever x 306	AD86/ MD86/ WD86	10	See chart page 13	ET x Lever x 106

	Type	Function	Rail Size	Trim	Type	Function	Rail Size	Trim	Type	Function	Rail Size	Trim	Type <sup>1</sup>	Function	Rail Size	Trim	
	Freewheeling ET Control																
With:	Night Latch (Key Retracts Latch)	89	44	See chart page 13	ET x Lever	88	44	See chart page 13	ET x Lever	-	-	-	-	-	-	-	
	Night Latch (Key/lever retracts latch)	89	46	See chart page 13	ET x Lever	88	46	See chart page 13	ET x Lever	87	46	See chart page 13	ET x Lever	AD86/ MD86/ WD86	46	See chart page 13	ET x Lever
	Dummy ET Trim (No cylinder override)	89	40	See chart page 13	ET x Lever	88	40	See chart page 13	ET x Lever	87	40	See chart page 13	ET x Lever	AD86/ MD86/ WD86	40	See chart page 13	ET x Lever
	Entrance (Key locks/unlocks lever)	89	43	See chart page 13	ET x Lever	88	43	See chart page 13	ET x Lever	87	43	See chart page 13	ET x Lever	AD86/ MD86/ WD86	43	See chart page 13	ET x Lever
	Auxiliary Control for Cylinder Override with Dummy ET Trim	-	-	-	-	-	-	-	-	87	40	See chart page 13	ET x Lever x 306	AD86/ MD86/ WD86	40	See chart page 13	ET x Lever x 106

	Type	Function	Rail Size	Trim	Type	Function	Rail Size	Trim	Type	Function	Rail Size	Trim	Type <sup>1</sup>	Function	Rail Size	Trim	
	Pull Trim																
With:	Night Latch (Key retracts latch)	89	04	See chart page 13	FLL, FLW, MAL, PTB, STS	88	04	See chart page 13	FSL, FSW, MSL, PSB, STS, 862, 863, 864	-	-	-	-	-	-	-	
	Dummy Pull (No Cylinder Override)	89	10	See chart page 13	FLL, FLW, MAL, PTB, STS	88	10	See chart page 13	FLL, FLW, MAL, PTB, STS, 862, 863, 864	87	10	See chart page 13	FLL, FLW, MAL, PTB, STS, 862, 863, 864	AD86/ MD86/ WD86	10	See chart page 13	862, 863, 864
	Auxiliary Control for Cylinder Override with 862 Pull Trim	-	-	-	-	-	-	-	-	87	10	See chart page 13	306 x Pull (862, 863, 864)	AD86/ MD86/ WD86	10	See chart page 13	106 x Pull (862, 863, 864)

<sup>1</sup> 8600 CVR Exit Devices must be ordered as AD for aluminum doors, MD for metal doors, and WD for wood doors.

Copyright © 2020-2023, SARGENT Manufacturing Company. All rights reserved. Reproduction in whole or in part without the express written permission of SARGENT Manufacturing Company is prohibited. Patent pending and/or patent www.assaabloyds.com/patents.

# PE80 Series Exit Devices

## SN Series



Authorized Channel Partner  
ASSA ABLOY

**SARGENT**  
**ASSA ABLOY**

The SN Series Exit Device product selection is SARGENT's most extensive exit device access control offering including PE8800 Rim Exit Devices, PE8900 Mortise Exit Devices, PE8700 Surface Vertical Rod (SVR) Exit Devices and PE8600 Concealed Vertical Rod (CVR) Exit Devices.

### Mechanical Features:

- Certified ANSI/BHMA A156.3 Grade 1
- Listed to UL 294 (Standard of Safety for Access Control System Units); Directory ALVY.BP10423\*
- For 1-3/4" (44mm) door standard. For doors over 1-3/4" to 2-1/4" thick, specify thickness and order as 31.
- Always allows free egress
- Trim outside rigid at all times unless unlocked electronically
- Request-to-Exit (REX) Signal Switch activated by pushing rail
- Door Position Switch (DPS, part #3287) supplied to allow for full monitoring (see DPS features, page 8)
- PE80 Series Levers are shown on page 22-25
- Features EcoFlex™ technology

### Concealed Vertical Rod/Surface Vertical Rod Models Feature:

- Key override is available for MD/WD/AD-PE8600 CVR Devices (including NB-) with P106 Series Auxiliary Control
- Key override is available for PE8700 SVR Devices (including NB-) with a P306 Series Auxiliary Control
- The AFF is 39-5/8" for Standard Applications; when a P100 or P300 Series Auxiliary Control is used, 38" AFF is recommended to meet local accessibility standards





### SN Series Electrical Features

- Available with either keypad or non-keypad reader
- Supports multiple credential technologies, offering easy migration to higher security credentials or consolidation of mixed credentials
- Lock Motor 12VDC or 24VDC
- Reader always 12VDC
- Voltage must be specified
- Fail Safe or Fail Secure option

### Description of Functions: (see chart below)

- Fail Safe: Power off, unlocks outside trim
- Fail Secure: Power off, locks outside trim
- Key Override Key outside retracts latch when trim is locked electronically

### SN Series Exit Device Functions

	PE8900 Mortise Exit Devices			PE8800 Rim Exit Devices			PE8700 Surface Vertical Rod Exit Devices			PE8600 Concealed Vertical Rod Exit Devices		
												
	Mortise Exit			Rim Exit			SVR Exit			CVR Exit†		
If the lock needs to have:	Then select:											
	Series	Type	Function	Series	Type	Function	Series	Type	Function	Series	Type	Function
No key override												
Fail Safe	SN200 (Wiegand) SN210 (OSDP)	PE89	73	SN200 (Wiegand) SN210 (OSDP)	PE88	73	SN200 (Wiegand) SN210 (OSDP)	PE87	73	SN200 (Wiegand) SN210 (OSDP)	MD-PE86 WD-PE86 AD-PE86	73
Fail Secure	SN200 (Wiegand) SN210 (OSDP)	PE89	74	SN200 (Wiegand) SN210 (OSDP)	PE88	74	SN200 (Wiegand) SN210 (OSDP)	PE87	74	SN200 (Wiegand) SN210 (OSDP)	MD-PE86 WD-PE86 AD-PE86	74
Key override												
Fail Safe	SN200 (Wiegand) SN210 (OSDP)	PE89	75	SN200 (Wiegand) SN210 (OSDP)	PE88	75	SN200 (Wiegand) SN210 (OSDP)	-	-	SN200 (Wiegand) SN210 (OSDP)	-	-
Fail Secure	SN200 (Wiegand) SN210 (OSDP)	PE89	76	SN200 (Wiegand) SN210 (OSDP)	PE88	76	SN200 (Wiegand) SN210 (OSDP)	-	-	SN200 (Wiegand) SN210 (OSDP)	-	-

\*UL294 listing not available with SN 200 model. See Ordering SN Series Exit Devices for more detail.

†PE8600 CVR Exit Devices must be ordered as WD for wood doors, AD for aluminum doors, or MD for metal doors.

# PE80 Series Exit Devices

## SN Series



### Escutcheons

- Plastic front escutcheon, solid cast rear escutcheon
- Operating temperature -31°F (-35°C) to 135°F (57°C)
- A multi-colored LED indicates valid/invalid entries
- Proximity Reader Projection is approximately 3/4"

### Outside ET Lever Control

- Brass escutcheon
- Projection 13/16" (21mm)

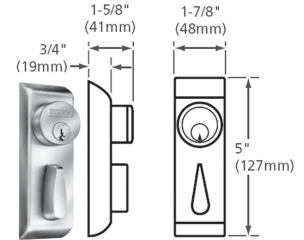
### Key Override for SN Series-PE8600 & SN Series-PE8700

The P106 Series Auxiliary Control offers key override for MD/WD/AD-PE8600 and NB-MD/WD/AD-PE8600 Series Device.

Order example:  
SN200-MD-PE8674F x 12VDC x BIPS x 0E x NEL x P106 x RHR x 32D x 36" x 96"

The P306 Series Auxiliary Control offers key override for PE8700 Series Device.

Order example:  
SN210-PE8773F x 12VDC x BIPS x 03 x NEL x P306 x RHR x 32D x 36" x 84"



### Ordering SN Series Exit Devices

Options	Series	Type	Function	Rail Size	Motor**	Outside Electrical Trim	Credential Modifier	Trim/Lever	Hand	Finish	Door Width	Opening Height	AFF
	SN200	MDPE8674		F	12VDC	BIPS	0E	NEL	RHR	32D	36"	96"	

\*\* The SN Series reader is always 12VDC. Please select either 12VDC or 24VDC for the Motor.

Copyright © 2020-2023, SARGENT Manufacturing Company. All rights reserved. Reproduction in whole or in part without the express written permission of SARGENT Manufacturing Company is prohibited. Patent pending and/or patent www.assaabloyds.com/patents.

# PE80 Series Exit Devices

SN Series



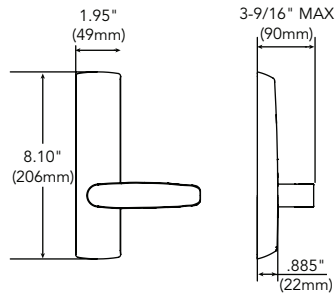
Authorized Channel Partner  
ASSA ABLOY

**SARGENT**

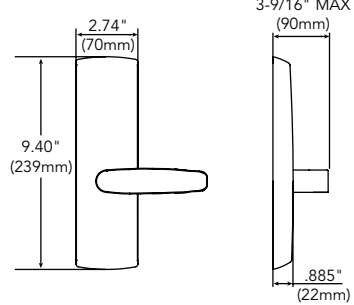
**ASSA ABLOY**

## Outside View Lever Trim

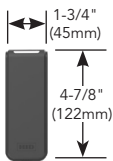
### P700 NEx Lever Trim



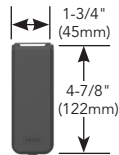
### P700 WEx Lever Trim



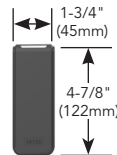
## Outside View



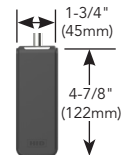
SN Series PE8800  
Outside View



SN Series PE8900  
Outside View



SN Series AD/MD/  
WD-PE8600 Outside View



SN Series PE8700  
Outside View


## Inside View




SN Series PE8800  
Inside View



SN Series PE8900  
Inside View



SN Series AD/MD/  
WD-PE8600 Inside View



SN Series PE8700  
Inside View

Experience a safer  
and more open world

1-800-727-5477 • [www.sargentlock.com](http://www.sargentlock.com)

17

Copyright © 2020-2023, SARGENT Manufacturing Company. All rights reserved. Reproduction in whole or in part without the express written permission of SARGENT Manufacturing Company is prohibited. Patent pending and/or patent: [www.assaabloyds.com/patents](http://www.assaabloyds.com/patents).

90889 07/23

# PE80 Series Exit Devices

## SN Series



### How to specify and order Lever Trim only (without Exit Device or Reader)

Specify SN200/SN210 in the order string

- PE8800 Rim Exit Device
  - Narrow Stile: SN2xx-P773-8 NEx, SN2xx-P774-8 NEx, SN2xx-P775-8 NEx, SN2xx-P776-8 NEx
  - Wide Stile: SN2xx-P773-8 WEx, SN2xx-P774-8 WEx, SN2xx-P775-8 WEx, SN2xx-P776-8 WEx
- PE8900 Mortise Exit Device
  - Narrow Stile: SN2xx-P773 NEx, SN2xx-P774 NEx, SN2xx-P775 NEx, SN2xx-P776 NEx
  - Wide Stile: SN2xx-P773 WEx, SN2xx-P774 WEx, SN2xx-P775 WEx, SN2xx-P776 WEx
- PE8700 SVR Exit Device
  - Narrow Stile: SN2xx-P773 NEx, SN2xx-P774 NEx
  - Wide Stile: SN2xx-P773 WEx, SN2xx-P774 WEx
- PE8600 CVR Exit Device
  - Narrow Stile: SN2xx-P773-4 NEx, SN2xx-P774-4 NEx
  - Wide Stile: SN2xx-P773-4 WEx, SN2xx-P774-4 WEx

x - Specify lever design, finish and voltage

**Note:** Cylinder Keyed Different is supplied unless otherwise specified

### Windstorm Information:

- SN Series (SE Series) PE8900 is UL Certification Directory ZHLL.R21744 Windstorm-Rated Assemblies
- SN Series (SE Series) WS-PE8900 is UL Listed per ANSI/SDI-BHMA A250.13, UL Certification Directory ZHEM.R21744 Latching Hardware and listed on Florida Building Code Website: FL4351-R1 (See Page 31 for details)
- SN Series (SE Series) WS-PE8800 is UL Listed per ANSI/SDI-BHMA A250.13, UL Certification Directory ZHEM.R21744 Latching Hardware and listed on Florida Building Code Website: FL4351-R1 (See Page 25 for details)
- SN Series HC-PE8800 is UL Listed per ANSI/SDI-BHMA A250.13, UL Certification Directory ZHLL.R21744 Windstorm-rated Assemblies and listed on Florida Building Code Website: FL2998-R2 (See Page 31 for details)

### Cylinder Sizes & Types

**Note:** All mortise cylinders require a SARGENT standard offset cam (13-0664)

SN Products	1-3/4" Door Thickness	1-3/4" Door Thickness with Weather Shield
SN200/210-PE8900 Mortise Exit	# 46 Mortise (1-3/4")	# 46 Mortise (1-3/4")
SN200/210-PE8800 Rim Exit	# 34 Rim	# 34 Rim
SN200/210-PE8700 w/P306 Control SVR Exit	# 41 Mortise (1-1/8")	# 41 Mortise (1-1/8")
SN200/210-PE8600 w/P106 Control CVR Exit	# 41 Mortise (1-1/8")	# 41 Mortise (1-1/8")

Copyright © 2020-2023, SARGENT Manufacturing Company. All rights reserved. Reproduction in whole or in part without the express written permission of SARGENT Manufacturing Company is prohibited. Patent pending and/or patent www.assaabloyds.com/patents.

# Electric Latch Retraction Option (56- PE80 Series)

## SN Series



Authorized Channel Partner  
ASSA ABLOY

**SARGENT**  
**ASSA ABLOY**

The Electric Latch Retraction exit device option (56-) is the perfect choice for high traffic entrance and exit doors that require remote unlocking or remote dogging. It utilizes a latch retraction motor ensuring quiet operation which is ideal for locations such as conference rooms, theaters and libraries. Once retracted, the door functions in a push/pull manner. The 56- allows the exit device to be dogged for momentary ingress and egress and is commonly used in conjunction with an automatic door operator. The device can even be dogged continuously on fire-rated devices that are tied into the building's fire detection system



### Key Features

- Motor driven latch retraction for smooth, precise operation
- Amount of rail retraction is automatically controlled by the 56-circuitry; System actively monitors its position and adjusts itself
- Digital retraction timer (0-20 seconds; factory setting is 5 seconds)
- Standard electric hinge - no special power transfer required
- Wires are routed thru the rail (See page 4 for more details)
- Field serviceable -modular design
- Can be used for continuous and intermittent use
- UL Listed for Class II Circuitry
- Current draw: .65A during retraction and .2A maintained in dogged hold position
- Requires 1A at 24VDC regulated/filtered power supply
- Minimum Door Widths: - Wide Stile Door 28" - Narrow Stile Door 28"
- Includes ASSA ABLOY's ElectroLynx®, a universal quick-connect system that simplifies the electrification of the door opening
- See McKINNEY's Transfer Device Solutions Catalog for QC Hing
- Order as a 56- option  
(e.g., 56-SN200-PE8913F x NEMF x 32D x 36")

### Electrical Features

- Supports multiple credential technologies, offering easy migration to higher security credentials or consolidation of mixed credentials
- Available with either keypad or non-keypad reader
- Lock Motor 12VDC or 24VDC
- Reader always 12VDC
- Voltage must be specified
- Fail Safe or Fail Secure option

### Accessories

#### Required

- 3520 24VDC 1 AMP Power Supply
- 3521 12VDC 1 AMP Power Supply
- Electric transfer device also required

#### Optional

- 881 Monitor Strike

# Electric Latch Retraction Option (56-PE80 Series)

SN Series



**SARGENT**  
**ASSA ABLOY**







## Ordering SN Series PE80 Exit Device with Electric Latch Retraction

Options	Series	Type	Function	Rail Size	Outside Electrical Trim	Credential Modifier	Trim/Lever	Hand	Finish	Door Width	Opening Height	AFF
Select from pages 28-30*	56-SN200 56-SN210	Select from Exit Device Function page 14		E: 28-32"; F: 33-36"; J: 37-42"; G: 43-48"	BIPS: HID Mobile Access® Ready and Bluetooth Smart capable; BIKPS: HID Mobile Access® Ready and Bluetooth Smart capable with Keypad	BIPS: OE for non-keypad; BIKPS: OE with keypad	Select trim/pull design from function chart below; for ET Trim, select lever design from pages 22-25	RHR, LHR	Select from page 22	If supplied, rails will be cut to size	Required for Vertical Rod Exit Devices	Center Line of Rail above finished floor (39-5/8" standard)
Example:	56-SN200	PE87	10	F	BIPS	OE	FLL	RHR	32D	36"	84"	39-5/8"

\* Available with the following mechanical options: 12, 16, HK, OL, 76, 85, 86, 87, CPC, SG, 18-. See page 28 for detailed descriptions. See pages 29 and 30 for cylinder options

Function Description and Cylinder Information	SARGENT Function #	ANSI Function #
Night latch, key retracts latch #34 cylinder for PE8800 #46 mortise cylinder for PE8900 with P700 lever trim #41 cylinder for PE8900 with FLL, FLW, PTB, MAL, STS	04/44	03
Key unlocks trim, trim retracts latch/trim relocks when key is removed, #41 cylinder supplied	06/46	09
No outside operation (no cylinder), Lever Trim is used as pull only	10/40	02
Key unlocks/locks trim, #41 cylinder supplied	13/43	08
Key unlocks turn, turn retracts latch #41 Cylinder for PE8700 w/P306 Control SVR exit	06	12
Key unlocks turn, turn retracts latch #41 Cylinder for PE8600 w/P106 Control SVR exit		

## Pull Trim Options

SARGENT Function Number	ANSI Function Numbers	Description Cylinder Info. (1-3/4" Door)						
04	03	Night Latch (key retracts latch)	FLL/FSL	FLW/FSW	MAL/MSL	PTB/PSB	STS	862/863/ 864
10	02	Pull Only (no O/S operation)	FLL	FLW	MAL	PTB	STS	862/863/ 864

Copyright © 2020-2023, SARGENT Manufacturing Company. All rights reserved. Reproduction in whole or in part without the express written permission of SARGENT Manufacturing Company is prohibited. Patent pending and/or patent www.assaabloyds.com/patents.

# Electric Latch Retraction Option (56-PE80 Series)

SN Series



## SN Series 56-PE80 Exit Device Functions

	PE8900 Mortise Exit Devices				PE8800 Rim Exit Devices				PE8700 Surface Vertical Rod Exit Devices				PE8600 Concealed Vertical Rod Exit Devices <sup>1</sup>				
	Type	Function	Rail Size	Trim/Lever	Type	Function	Rail Size	Trim/Lever	Type	Function	Rail Size	Trim/Lever	Type <sup>1</sup>	Function	Rail Size	Trim/Lever	
<b>Lever Trim</b>																	
With:	Night Latch (Key retracts latch)	PE89	04	E,F, G, or J	NEEx or WEx	PE88	04	E,F, G, or J	NEEx or WEx	-	-	-	-	-	-	-	
	Night Latch (Key/lever retracts latch)	PE89	06	E,F, G, or J	NEEx or WEx	PE88	06	E,F, G, or J	NEEx or WEx	PE87	06	E,F, G, or J	NEEx or WEx	AD-PE86/MD-PE86/WD-PE86	06	E,F, G, or J	NEEx or WEx
	Dummy Lever Trim (No cylinder override)	PE89	10	E,F, G, or J	NEEx or WEx	PE88	10	E,F, G, or J	NEEx or WEx	PE87	10	E,F, G, or J	NEEx or WEx	AD-PE86/MD-PE86/WD-PE86	10	E,F, G, or J	NEEx or WEx
	Entrance (Key locks/unlocks lever)	PE89	13	E,F, G, or J	NEEx or WEx	PE88	13	E,F, G, or J	NEEx or WEx	PE87	13	E,F, G, or J	NEEx or WEx	AD-PE86/MD-PE86/WD-PE86	13	E,F, G, or J	NEEx or WEx
	Auxiliary Control for Cylinder Override with Dummy Lever Trim	-	-	-	-	-	-	-	-	PE87	10	E,F, G, or J	NEEx or WEx	AD-PE86/MD-PE86/WD-PE86	10	E,F, G, or J	NEEx or WEx

	Type	Function	Rail Size	Trim	Type	Function	Rail Size	Trim	Type	Function	Rail Size	Trim	Type <sup>1</sup>	Function	Rail Size	Trim	
	<b>Freewheeling Lever Trim</b>																
With:	Night Latch (Key Retracts Latch)	PE89	44	E,F, G, or J	NEEx or WEx	PE88	44	E,F, G, or J	NEEx or WEx	-	-	-	-	-	-	-	
	Night Latch (Key/lever retracts latch)	PE89	46	E,F, G, or J	NEEx or WEx	PE88	46	E,F, G, or J	NEEx or WEx	PE87	46	E,F, G, or J	NEEx or WEx	AD-PE86/MD-PE86/WD-PE86/	46	E,F, G, or J	NEEx or WEx
	Dummy Lever Trim (No cylinder override)	PE89	40	E,F, G, or J	NEEx or WEx	PE88	40	E,F, G, or J	NEEx or WEx	PE87	40	E,F, G, or J	NEEx or WEx	AD-PE86/MD-PE86/WD-PE86/	40	E,F, G, or J	NEEx or WEx
	Entrance (Key locks/unlocks lever)	PE89	43	E,F, G, or J	NEEx or WEx	PE88	43	E,F, G, or J	NEEx or WEx	PE87	43	E,F, G, or J	NEEx or WEx	AD-PE86/MD-PE86/WD-PE86/	43	E,F, G, or J	NEEx or WEx
	Auxiliary Control for Cylinder Override with Dummy Lever Trim	-	-	-	-	-	-	-	-	PE87	40	E,F, G, or J	NEEx or WEx	AD-PE86/MD-PE86/WD-PE86/	40	E,F, G, or J	NEEx or WEx

	Type	Function	Rail Size	Trim	Type	Function	Rail Size	Trim	Type	Function	Rail Size	Trim	Type <sup>1</sup>	Function	Rail Size	Trim	
	<b>Pull Trim</b>																
With:	Night Latch (Key retracts latch)	PE89	04	E,F, G, or J	FLL, FLW, MAL, PTB, STS	PE88	04	E,F, G, or J	FSL, FSW, MSL, PSB, STS, 862, 863, 864	-	-	-	-	-	-	-	
	Dummy Pull (No Cylinder Override)	PE89	10	E,F, G, or J	FLL, FLW, MAL, PTB, STS	PE88	10	E,F, G, or J	FLL, FLW, MAL, PTB, STS, 862, 863, 864	PE87	10	E,F, G, or J	FLL, FLW, MAL, PTB, STS, 862, 863, 864	AD-PE86/MD-PE86/WD-PE86	10	E,F, G, or J	862, 863, 864
	Auxiliary Control for Cylinder Override with 862 Pull Trim	-	-	-	-	-	-	E,F, G, or J	-	PE87	10	E,F, G, or J	P306 x Pull (862, 863, 864)	AD-PE86/MD-PE86/WD-PE86	10	E,F, G, or J	P106 x Pull (862, 863, 864)

<sup>1</sup> PE8600 CVR Exit Devices must be ordered as AD for aluminum doors, MD for metal doors, and WD for wood doors.

# 7000 Series Multi-Point Vertical Rod

## SN Series



**SARGENT**  
**ASSA ABLOY**

The 7000 Series multi-point vertical rod provides flexibility, simplicity, strength, and durability by eliminating the need for automatic flushbolts and coordinators while maintaining the aesthetic appeal of the SN Series Integrated Wired locks. It is ideal for a wide variety of applications where exit devices are not required, including conference rooms, commercial office buildings, convention centers, upscale condominiums and residential applications, medical and educational institutions.


7000 Series Vertical Rod locks are available for aluminum, wood and metal doors. Single point top latching can also be specified, eliminating the bottom strike and the additional installation work required with a bottom bolt. The single point device is specified with the NB- option. Rods are retracted by dual mounted controls with a variety of functions available on the outside trim.

The SN200 Series 7000 Series is available with 2 options for UL294 compliance and reader LED indicator configuration:

1. Bluetooth Smart, UL294 Compliant, tamper wire connected (Credential Modifier 03):
  - LED displays red in locked and unlocked state
  - Listed to UL 294 (Access Control System Units)
2. Bluetooth Smart, Non-UL 294 Compliant, green LED wire connected (Credential Modifier 0E):
  - LED displays red during locked state and green in unlocked
  - Provides easy visual identification of lock status
  - Product is NOT compliant to UL 294 (Access Control System Units)

## Features

- Designed for aluminum, metal, and wood door applications with 2-1/4" backset
- Concealed rods offer additional security
- Less bottom rod option available, specified as NB-WD7000 and 12-NB-WD7000 (For single door applications, consult factory)
- NB- provides free access for wheel chairs and carts
- Supports single or double door applications
- Features EcoFlex® technology
- UL Fire Listed: 12-WD7000 / 12-NB-WD7000 (12-NB- is for double door applications only)



## Electrical Features

- Supports multiple credential technologies, offering easy migration to higher security credentials or consolidation of mixed credentials
- Available with either keypad or non-keypad reader
- Lock Motor 12VDC or 24VDC
- Reader always 12VDC
- Voltage must be specified
- Fail Safe or Fail Secure option

## Specifications

### Doors:

- Aluminum: 1-3/4" (44mm) door thickness standard, 1-7/8" minimum stile, 7/8" backset standard for double doors, 1-1/8" backset for single doors
- Metal: 1-3/4" (44mm) door thickness standard, 4-1/2" minimum stile, 2-1/4" backset standard
- Wood: 1-3/4" (44mm) door thickness standard, 4-1/2" minimum stile, 2-1/4" backset standard

### Mounting:

- Fasteners are supplied for appropriate door type (aluminum, metal, wood) with through-bolts for trim

### Hand:

- Field reversible, specify RHR, LHR, RH or LH

### Top and Bottom Bolts:

- Stainless steel. Top and bottom bolts travel 7/16" (11mm). Projection adjustable up to 1" (25mm)

### Latching:

- Top and bottom (7000, 12-7000) or Top only (NB-7000, 12-NB-7000)

### Strikes:

- 650 Top Strike, 606 Bottom Strike, standard

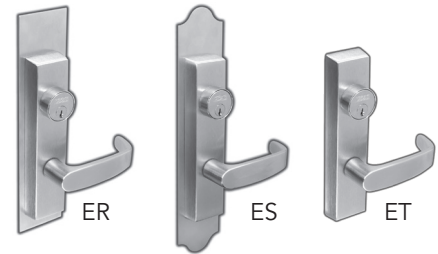
### Cylinder:

- #41 Mortise Cylinder

## Trim Options

ER and ES controls are ET controls with back plates.

- **Back plates:**
  - Mounted between the trim and the door
  - Required for wood doors (WD-)
  - Optional for metal doors
  - May be used to cover existing door preps



## How to specify and order ET Trim without a vertical rod:

For 7000 Series multi-point vertical rods:  
SN200/210-706-2-ER/ES/ET\*,  
SN200/210-713-2-ER/ES/ET\*,  
SN200/210-715-2-ER/ES/ET\*

\*Specify lever design, finish and voltage

**Note:** Cylinder Keyed Different is supplied unless otherwise specified

## Key Override/Auxiliary Control

100 Series Auxiliary Control offers key override for SN Series 7000 Series.

- Available functions are 06 & 13
- Supplied with a SARGENT #41 mortise cylinder

To order, add 106 or 113 to the order string after the hand designation.

# 7000 Series Multi-Point Vertical Rod

SN Series



Authorized Channel Partner  
ASSA ABLOY

**SARGENT**  
**ASSA ABLOY**

## 7000 Multi-Point Vertical Rods

		Series	Type <sup>1</sup>	Outside Function	Inside Function
With:	Fail Safe, Night Latch (Key/lever retracts latch)	SN200 (Wiegand) SN210 (OSDP)	70/AD70/WD70*	73	06
	Fail Safe, Entrance (Key locks/unlocks lever)	SN200 (Wiegand) SN210 (OSDP)	70/AD70/WD70*	73	13
	Fail Safe, Passage Only (No cylinder)	SN200 (Wiegand) SN210 (OSDP)	70/AD70/WD70*	73	15
	Fail Secure, Night Latch (Key/lever retracts latch)	SN200 (Wiegand) SN210 (OSDP)	70/AD70/WD70*	74	06
	Fail Secure, Entrance (Key locks/unlocks lever)	SN200 (Wiegand) SN210 (OSDP)	70/AD70/WD70*	74	13
	Fail Secure, Passage Only (No cylinder)	SN200 (Wiegand) SN210 (OSDP)	70/AD70/WD70*	74	15

<sup>1</sup> Specify 70 for metal doors, AD70 for aluminum doors, or WD70 for wood doors.

\* WD7000 Series is only available with ER and ES trim.

## Ordering SN Series 7000 Series Vertical Rod Locks

Options	Series	Type	Function	Motor*	Outside Electrical Trim	Credential Modifier	Trim/Lever	Hand	Aux Control (optional)	Finish	Opening Height	AFF
Select from pages 28-30	SN200 or SN210	Select from 7000 Series Function Chart above		12V or 24V	BIPS: HID Mobile Access® Ready and Bluetooth Smart capable; BIKPS: HID Mobile Access® Ready and Bluetooth Smart capable with Keypad	BIPS: 0E for non-keypad; BIKPS: 0E with keypad	ER/ES/ET followed by lever designation from pages 22-25	RHR, LHR, RH, LH	106 or 113	Select from page 22	Required for Vertical Rod Exit Devices	Center Line of Lever Above Finished Floor (35-7/8" standard)
Example:	SN200	70	7306	12V	BIPS	0E	ETL	RH	106	26D	84"	35-7/8"

\* The SN Series reader is always 12VDC. Please select either 12VDC or 24VDC for the motor.

# 7000 Series Multi-Point Vertical Rod

SN Series



**SARGENT**  
**ASSA ABLOY**

## Electric Latch Retraction Option (ELR)

SARGENT's Electric Latch Retraction (ELR) is the perfect choice for high traffic doors that require access control. This non-handed module is durable and easy to install. It utilizes a latch retraction motor rather than a solenoid, ensuring quiet operation ideal for locations such as conference rooms, theaters and libraries. Once retracted, the door functions in a push/pull manner.

The ELR- can be dogged for momentary ingress and egress and is commonly used in conjunction with an automatic door operator. The device can be dogged continuously on fire-rated devices that are tied into the building's fire detection system.

## Electric Latch Retraction Features

- 5 year warranty
- Patent pending and/or patent [www.assaabloydss.com/patents](http://www.assaabloydss.com/patents)
- Field serviceable -modular design
- Motor driven latch retraction for smooth, precise operation
- Amount of latch retraction is automatically controlled by the ELR- circuitry; System actively monitors its position and adjusts itself
- Digital retraction timer (0-20 seconds; factory setting is 0)
- Standard electric hinge - no special power transfer required
- Can be used for continuous and intermittent use
- UL Listed for Class II Circuitry
- Current draw:
  - SN Series Reader:
    - 12VDC (200 mA)
  - ELR 7000 Series Vertical Rod Lock:
    - 12VDC (850 mA during retraction, 250 mA maintained)
- Power Requirements: 12VDC regulated/filtered power supply (3500 Series)
- Available for 7000 series only
- See McKinney's Transfer Device Solutions Catalog for QC Hinge and cable requirements

## Electrical Features

- Supports multiple credential technologies, offering easy migration to higher security credentials or consolidation of mixed credentials
- Available with either keypad or non-keypad reader
- Lock Motor 12VDC or 24VDC
- Reader always 12VDC
- Voltage must be specified
- Fail Safe or Fail Secure option

## Optional Accessories

- 3500 Series Power Supply
- 4370 Keypad
- 4291/4292 Keypad
- 3287 Door Status Switch
- 4341 Push Button Switch (momentary)

# 7000 Series Multi-Point Vertical Rod

SN Series



Authorized Channel Partner  
ASSA ABLOY

**SARGENT**

**ASSA ABLOY**

## 7000 Series Multi-Point Vertical Rods with Electric Latch Retraction (ELR)

	Function Descriptions	Outside Functions Available	Inside Functions Available
01	Blank escutcheon plate	•	
06	Key unlocks trim; trim retracts latch; trim relocks when key is removed	•	•
10	No outside operation (no cylinder); pull only	•	
13	Classroom key unlocks/locks trim; #41 cylinder supplied	•	•
15	Passage only (no cylinder)		•
16	Key unlocks/locks trim	•	•
40	Freewheeling trim; no outside operation	•	
43	Freewheeling trim; key unlocks/locks trim	•	•
46	Freewheeling trim; key unlocks trim; trim retracts latch/trim relocks when key is removed	•	•

## Ordering SN Series 7000 Series Vertical Rod Locks with Electric Latch Retraction (ELR)

Options	ELR	Series	Type	Outside Function	Inside Function	Outside Electrical Trim	Credential Modifier	Trim/Lever	Hand	Finish	Opening Height	AFF
Select from pages 28-30	Specify ELR option	M1	70 (metal doors) AD70 (aluminum doors) WD70 (wood doors)	Select from chart above	Select from chart above	BIPS: HID Mobile Access® Ready and Bluetooth Smart capable; BIKPS: HID Mobile Access® Ready and Bluetooth Smart capable with Keypad	BIPS/BKIPS: 03 for tamper wire configuration; BIPS/BKIPS: 0E for green LED configuration	ER/ES/ET followed by lever designation from pages 22-25	RHR, LHR, RH, LH	Select from page 22	Required for Vertical Rod Exit Devices	Center Line of Lever Above Finished Floor (35-7/8" standard)
Example:	ELR	SN200	70	06	43	BIPS	0E	ETL	RH	26D	84"	35-7/8"

Copyright © 2020-2023, SARGENT Manufacturing Company. All rights reserved. Reproduction in whole or in part without the express written permission of SARGENT Manufacturing Company is prohibited. Patent pending and/or patent: www.assaabloyds.com/patents.

# FM7300 Series Multi-Point Locks

## SN Series





**SARGENT**  
**ASSA ABLOY**

The SN Series FM7300 Series lock is a multi-point, deadlocking system developed to help protect lives while securing a community shelter and/or safe room entry. Sturdy heavy-duty steel components firmly secure the door within the frame – at top, bottom, and center latch points – fortifying the opening during a windstorm event. The FM7300 Series is UL-listed for FEMA P361 (2015), FEMA P320 (2014) and ICC 500 2014 capable of withstanding severe wind speeds and flying debris. This device consists of concealed vertical rods with top and bottom latching complemented by a mortise lock with a latchbolt and deadbolt at the center of the door and an optional indicator to show the status of the top and bottom latches.

The lever rotation retracts the top bolt, the bottom bolt, and center bolts simultaneously. When retracted, the bolts are held in position as the door swings. As the door closes, the hold-back feature engages the frame and the top, center, and bottom bolts project simultaneously. With the deadbolt thrown, this system protects room occupants from threatening conditions. The FM7300 Series device can be used on fire-rated doors.

The SN200 Series FM7300 Multi-Point Series is available with 2 options for UL294 compliance and reader LED indicator configuration:

1. Bluetooth Smart, UL294 Compliant, tamper wire connected (Credential Modifier 03):
  - LED displays red in locked and unlocked state
  - Listed to UL 294 (Access Control System Units)
2. Bluetooth Smart, Non-UL 294 Compliant, green LED wire connected (Credential Modifier 0E):
  - LED displays red during locked state and green in unlocked
  - Provides easy visual identification of lock status
  - Product is NOT compliant to UL 294 (Access Control System Units)



## Mechanical Features

- Certified to ANSI/BHMA A156.37 Series 1000 Operational Grade 1 and Security Grade 1
- Motor driven 8200 Series Mortise Lock
- 1-3/4" thick door only; fully integrated – FM7300 is part of a complete ASSA ABLOY windstorm solution utilizing Ceco StormPro® 361 and Curries StormPro® 361 doors and frames and McKinney® StormPro® hinges
- Stainless steel non-handed deadlocking latch
- Not available with SC- or SE- options
- Handed, easily field reversible without disassembling lockbody
- Lever trim through-bolted for increased security and durability
- Concealed vertical assembly (rods, latches and cassette) pre-installed in door
- Features EcoFlex® technology
- UL/ULC Listed for fire doors\*
- FCC certified
- Windstorm certification information is listed in the Sargent FM7300 Series catalog

\* Any retrofit or other field modification to a fire rated opening can potentially impact the fire rating of the opening, and Sargent Manufacturing Company makes no representations or warranties concerning what such impact may be in any specific situation. When retrofitting any portion of an existing fire rated opening, or specifying and installing a new fire-rated opening, please consult with a code specialist or local code official (Authority Having Jurisdiction) to ensure compliance with all applicable codes and ratings.

## Electrical Features

- Available with either keypad or non-keypad reader
- Supports multiple credential technologies, offering easy migration to higher security credentials or consolidation of mixed credentials
- Lock 12-24VDC
- Reader always 12VDC

# FM7300 Series Multi-Point Locks

## SN Series



Authorized Channel Partner  
ASSA ABLOY

**SARGENT**  
**ASSA ABLOY**

### Escutcheons

- Plastic front escutcheon, solid cast rear escutcheon
- Operating temperature -31°F (-35°C) to 135°F (57°C)
- A multi-colored LED indicates valid/invalid entries
- Projection is approximately 3/4"

Mounting	Supplied fasteners are for metal doors with through-bolts for trim
Hand	Handed; specify RHR, LHR, RH or LH
Top bolt	Adjustable stainless steel 3/4" square bolt with 11/16" engagement; 5/16" steel reinforcement plate
Bottom bolt	Adjustable stainless steel 3/4" square bolt with 5/8" engagement; 1/4" steel reinforcement plate
Center bolts	Latchbolt is stainless steel with 3/4" projection. One piece, anti-friction reversible catch. Deadbolt is one piece hardened stainless steel with 1" projection
Lock front	1/8" steel mortise front reinforced with 13/64" thick lock edge stiffener
Center bolt strike	1/4" thick stainless steel
Backset	2-3/4" standard
Door thickness	1-3/4" standard
Door height	7'0" - 8'0"
Maximum opening	Single door 4'0" x 8'0" and double doors 8'0" x 8'0"

### SN Series Multi-Point Lock Functions

#### All SN Series Multi-Point Lock Functions feature:

- Trim outside rigid except when valid credential presented
- Trim inside always retracts latch and deadbolt
- Guardbolt deadlocks latch
- Door Position monitoring

#### Description of Functions: (see chart at right)

- Fail Safe: Power off, unlocks outside trim
- Fail Secure: Power off, locks outside trim
- No key override with deadbolt: Deadbolt projected and retracted by thumbturn or key
- Key Override with deadbolt: Key outside retracts deadbolt. Key outside also retracts latch and unlocks outside when trim is locked electronically
- Top and bottom rods retracted by lever
- Deadbolt projected and retracted by thumbturn or key

### SN Series Multi-Point Lock Functions

	Then select:		
	Series	Type	Function
No key override with deadbolt			
Fail Safe	SN200 or SN210	FM73	284
Fail Secure	SN200 or SN210	FM73	285
Key override with deadbolt			
Fail Safe	SN200 or SN210	FM73	280
Fail Secure	SN200 or SN210	FM73	281

### Ordering SN Series Mortise Locks (Simpli™ roseless trim is specified by R82 for lock type and an R for the rose designation)

Options	Series	Type	Function	Lock Voltage**	Outside Electrical Trim	Credential Modifier	Rose	Levers	Finish	Hand
Select from pages 28-30	Select SN200 or SN210	Select from SN Series Mortise Lock Function chart above		12V or 24V	BIPS: HID Mobile Access® Ready and Bluetooth Smart capable; BIKPS: HID Mobile Access® Ready and Bluetooth Smart capable with Keypad	BIPS/BKIPS: 03 for tamper wire configuration; BIPS/BKIPS: 0E for green LED configuration*	Select rose, lever and finish from pages 22-25			RHR, LHR, RH or LH
Example:	SN200	FM73284		12V	BIPS	0E	R	MX	03	RH

\*\*With SN Series, the reader is always 12VDC. Please select either 12VDC or 24VDC for the lock voltage.

# FM7300 Series Multi-Point Locks

SN Series



**SARGENT**  
**ASSA ABLOY**

## High Security Monitoring Options

---

- **Internal End-of-Line Monitoring**

Integrated directly into the mortise lock, internal end-of-line resistors monitor the line from the access control panel to the lock. Typically, resistors are installed at the panel or above the door, creating vulnerability between the resistors and the locks. Incorporating resistors within the lock eliminates any risk of undetected tampering or damage, while also reducing installation costs, simplifying specifications, and offering the assurance of a factory installed and tested product.

Select a compatible resistor configuration and add the appropriate prefix to your order string:

- R01: Mercury and Lenel compatible 1K $\Omega$ /2K $\Omega$  resistance supervision
- R03: Software House compatible 1K $\Omega$ /2K $\Omega$  resistance supervision
- R04: AMAG compatible 4-state supervision

- **Deadbolt Privacy Function (PHR-)**

- Engaging the deadbolt disables remote access control unlocking (keypad or card reader) or scheduled unlock.
- Ideal for personal privacy areas, such as nursing rooms, on-call doctors' rooms, restrooms, and shower areas
- To order, add the PHR- prefix to your order string (available only with deadbolt)

- **Integrated Door Position Switch (IDP-)**

- The patented IDP option adds a magnetic door position switch in series with the internal auxiliary latch and latchbolt position switches to provide three factor monitoring.
- This offers added assurance that the door is secure, reduces the likelihood of attack, and is aesthetically pleasing because it conceals the door position switch behind the front plate and the magnet behind the strike.
- To order, add the IDP- prefix to your order string

## Ordering Examples

---

R01-IDP-SN200-FM73284-12V-BIPS-0E-LN-MD-26D-LHR

R04-PHR-IDP-SN200-FM73285-24V-BIKPS-0E-LN-MD-26D-RHR

# Roseless Trim, Standard & Coastal Series Levers & Finishes








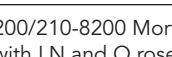
## SN Series








SN Series products are available with the following lever designs to provide uniformity throughout a facility. Lever projection from door surface varies with lock type. SN Series Mortise locks are specified by rose design followed by the lever designation (e.g., TRMZ). SN Series Exit devices are specified by the ET designation followed by the lever designation (e.g., ETMZ).

Note: Exit devices are not available with roses; exits are only available with ET Trim.

### Standard and Coastal Levers

Standard Levers					
Lever	Design	Handed	Mortise	Cyl.	Exit
A		Yes	X		X
B		-	X	X	X
E		-	X		X
F		-	X		X
J		-	X		X
L		-	X	X	X
P		-	X	X	X
W		-	X		X

Note: SN200/210-8200 Mortise Locks with Standard Levers are available with LN and O roses only (Not available with CO, CR, TO, TR roses and roseless)

Coastal Levers					
Lever	Design	Handed	Mortise	Exit	
C		-	X	X	
G		Yes	X	X	
R		-	X	X	
S		Yes	X	X	
Y		Yes	X	X	

Note: SN200/210-8200/R8200 Mortise Locks with Coastal Series Levers are available with CR & TR roses and roseless trim\*\* (Not available with LN, O, CO & TO roses).

\*\* Except C Lever

# Roseless Trim, Standard & Coastal Series Levers & Finishes

SN Series



**SARGENT**  
**ASSA ABLOY**

## Finishes

SARGENT offers many different finishes for SN Series products. Please reference the chart below to determine if your product is available in a particular finish.

Description		Specify
ANSI/BHMA 605 (US3)	Bright Brass	605
ANSI/BHMA 606 (US4)	Satin Brass	606
ANSI/BHMA 611 (US9)	Bright Bronze	611
ANSI/BHMA 612 (US10)	Satin Bronze	612
ANSI/BHMA 613 (US10B)	Dark Oxidized Satin Bronze, Oil Rubbed	613
613E	Dark Oxidized Satin Bronze - equivalent	613E
613L	Dark Oxidized Satin Bronze, Clear Coated	613L
ANSI/BHMA 618 (US14)	Bright Nickel Plated	618
ANSI/BHMA 619 (US15)	Satin Nickel Plated	619
619C	Satin Nickel Plated with MicroShield®	619C
ANSI/BHMA 625 (US26)	Bright Chromium Plated	625
ANSI/BHMA 626 (US26D)	Satin Chromium Plated	626
626C	Satin Chromium Plated with MicroShield®	626C
ANSI/BHMA 630 (US32D)	Satin Stainless Steel (BHSS only)	630
630C	Satin Stainless Steel with MicroShield® (BHSS only)	630C
722	Black Oxidized Bronze, Oil Rubbed	722
BSP	Black Suede Powder Coat	BSP
WSP	White Suede Powder Coat	WSP

‡ ET Trim will be supplied with the requested finish, the Exit Devices will be supplied in 32 or 32D accordingly

∞ Only available with exit devices, the external trim will be supplied in 26 or 26D accordingly

Note: Mixed finishes available for PE80 Series exit devices only

## Lock/Cylinder Finish

Lock Finish	Cylinder/Core*
03, 04, 09, 10, 10B, 10BL, 20D	04
14, 15, 26, 26D, WSP	15
BSP	BSP

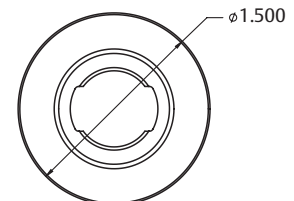
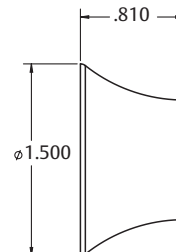
\*Finish when cylinder provided with lock

## Simpli™ Roseless Trim

This elegant trim by SARGENT seamlessly unifies the lever and the door. Compatible with most Studio Collection and Coastal Series decorative levers, Simpli™ creates a flawless aesthetic vision on any door opening.

Simpli™ is offered on the SN Series R8200 Series mortise lock, which was specially designed to accept the roseless trim. In addition to the SN Series R8200 Series, Simpli™ is also available with the RDL Series tubular locks and R8200 Series mortise locks.

- Certified to and exceeds ANSI A156.13, Series 1000, Operational Grade 1 and Security Grade 1
- SN Series R8200 Series with Simpli™ trim is available with most 8200 functions
- Simpli™ roseless trim is available with Coastal Series (except C) and Studio Collection levers (except ML, MN, MP, MT and Gramercy levers)
- Selected levers return within ½" of the door face
- Simpli™ roseless trim is not compatible with the SN Series 8200 lockbody; can only be used with R8200 locks
- All standard cylinder options are available
- For UL 294 requirements, please contact your local ASSA ABLOY Door Security Solutions sales representative or call 800-810-WIRE



# Studio Collection Levers and ET Trims

## SN Series



Authorized Channel Partner  
ASSA ABLOY

**SARGENT**  
**ASSA ABLOY**

Studio Collection Levers are available with roses with the 8200 or roseless with the R8200 Series Mortise Locks. With Exit Device, the Studio Collection is available with the ET trim creating uniformity throughout a facility.

Aventura Series					
Lever	Design	Handed	Mortise Locks	Cyl. Locks	Exit Devices
MB		-	X	X	X
ME		-	X		X
MF		-	X		X
NF <sup>1</sup>		-	X		X
MG		-	X		X
MI		-	X		X
NI <sup>1</sup>		-	X		X
MW <sup>1</sup>		-	X	X	X
Odeon Series					
MN <sup>2,4</sup>		Yes	X		X
MH <sup>4</sup>		Yes	X		X
MS <sup>4</sup>		Yes	X		X
MU <sup>4</sup>		Yes	X		X
MV <sup>4</sup>		Yes	X		X
NS <sup>1,4</sup>		Yes	X		X
NU <sup>1,4</sup>		Yes	X		X
MX <sup>1,4</sup>		Yes	X		X
Berlin Series					
H015		-	X	-	X
H016 <sup>1</sup>		-	X	-	X
H017		-	X	-	X
H018		-	X	-	X

Notting Hill Series					
Lever	Design	Handed	Mortise Locks	Cyl. Locks	Exit Devices
MQ <sup>4</sup>		Yes	X		X
MM <sup>4</sup>		Yes	X		X
MY <sup>1,4</sup>		Yes	X		X
MO <sup>4</sup>		Yes	X		X
MZ <sup>1,4</sup>		Yes	X		X
Centro Levers					
MD		-	X	X	X
MJ		-	X		X
MP <sup>2,4</sup>		-	X		X
ND <sup>1</sup>		-	X	X	X
NJ <sup>1</sup>		-	X		X
Gramercy Levers <sup>3</sup>					
RCM <sup>2</sup>		-	X		X
RAL <sup>2</sup>		-	X		X
REM <sup>2</sup>		-	X		X
RAM <sup>2</sup>		-	X		X
RAS <sup>2</sup>		-	X		X
RAG <sup>2</sup>		-	X		X
RGM <sup>2</sup>		-	X		X

- Lever returns within 1/2" (13mm) of door face
- Not available with roseless trim
- Gramercy levers are customized. Refer to page 25 for ordering information.
- Not available in 32D or 32 finish

Note: SN200/210-8200 Mortise Locks with Studio and Gramercy Levers are available with LN, CR, TR, O, TO & CO roses

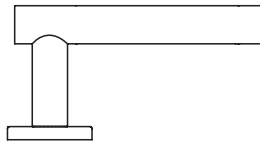
# Ordering Gramercy Series Levers and Rose Designs

SN Series

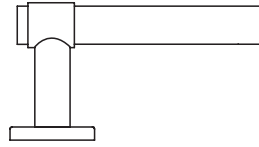


**SARGENT**  
**ASSA ABLOY**

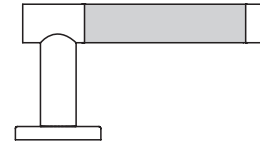
## Gramercy Series Levers



REM, RGM



RCM



RAG, RAL, RAM, RAS

## Gramercy Finish Codes

BHMA Finish	SARGENT Finish	Gramercy Code*	Description
630	32D	30	Satin Stainless Steel
629	32	29	Bright Stainless Steel
613E	10BE	3E	Dark Oxidized Satin Bronze, Equivalent
N/A	BSP	BS	Black Suede Powder Coat
N/A	WSP	WS	White Suede Powder Coat
N/A	N/A	BH	Birch (wood insert)
N/A	N/A	BK	Black (Santoprene™ or leather insert)
N/A	N/A	BN	Brown (leather insert)

\*Code used to specify Gramercy Series finishes only. Use available finishes list to specify desired finish when ordering.

## Gramercy Lever Descriptions & Available Finishes

Lever Designation	Lever Description	Available Finishes (AS ORDERED)
RAG	Grooved Insert	3030, 2929, 2930, 3029, 3E3E, BSBS or WSWs
RAL	Leather Insert	30BK, 30BN, 29BK, 29BN, 3EBK3E, BSBKBS, WSBKWS, 3EBN3E, BSNBNS or WSNBNS
RAM	Metallic Insert	2930 or 3030
RAS	Santoprene Insert	30BK, 29BK, 3E3E, BSBS or WSWs
RCM	Raised Band	2930, 2929, 3030, 3029, 3E3E, BSBS or WSWs
REM	Plain	2929, 3030, 3E3E, BSBS or WSWs
RGM	Two Grooves	2929, 3030, 3E3E, BSBS or WSWs

\*\*Two-tone finish - grip of lever is 32D, balance of lever is 32.

To order Gramercy Series levers with SARGENT products, see the examples below. When specifying finish, use the last two digits of the BHMA standard finish code, i.e. use "29" for polished stainless, BHMA finish 629.

**How to Order:** SN Series 8200 Series Mortise Locks with Gramercy Levers; available with LN, CR, TR, O, TO & CO roses (not available with roseless)

Options	Series	Function	Lock Voltage	Outside Electrical Trim	Credential Modifier	Rose	Lever	Shank Finish*	Insert Finish	Grip Finish	Hand
Select from pages 28-30	SN200 (Wiegand) or SN210 (OSDP)	Select from page 6	12VDC or 24VDC	BIPS: HID Mobile Access® Ready and Bluetooth Smart capable; BIKPS: HID Mobile Access® Ready and Bluetooth Smart capable with Keypad	BIPS/BKIPS: 03 for tamper wire configuration; BIPS/BKIPS: 0E for green LED configuration	Select from below	Leather insert	Polished or satin stainless	Black or brown	Polished or satin stainless	RHR, RH, LHR, or LH
10-		274	12VDC	BIPS	0E	LN	RAL	29	BN	29	RH

**How to Order:** SN Series 80 Series Exit Devices with Gramercy Levers and ET trim

Options	Series	Type	Functions	Rail Size	Reader/Solenoid	Outside Electrical Trim	Credential Modifier	Trim	Lever	Shank Finish*	Insert Finish	Grip Finish	Hand	Inside Finish	Door Width
Select from pages 28-30	SN200 (Wiegand) or SN210 (OSDP)	Select from 80 Series Exit Device Function chart from page 9		E, F, J or G	12VDC or 24VDC	BIPS: HID Mobile Access® Ready and Bluetooth Smart capable; BIKPS: HID Mobile Access® Ready and Bluetooth Smart capable with Keypad	BIPS/BKIPS: 03 for tamper wire configuration; BIPS/BKIPS: 0E for green LED configuration	ET Series	Leather insert	Polished or satin stainless	Select from above	Polished or satin stainless	RHR or LHR	Select from page 22	
10-		89	73	F	12VDC	BIPS	0E	ET	RAL	29	BN	29	RHR	32D	36"

# Accessories, ET Lever Controls for Exit Devices, and Rose Designs

SN Series



Authorized Channel Partner  
ASSA ABLOY


**SARGENT**  
**ASSA ABLOY**

## Accessories

### Wiegand Test Unit

Developed for SARGENT Harmony Series, SE LP10 and SN Series locks, the ASSA ABLOY Wiegand Test Unit verifies your installation in the field. The test unit checks for proper wiring, card reader data integrity, lock functionality including lock/unlock, door position status, and request-to-exit, or REX, status. The WT2 unit also test key press functionality on keypad locks.

Feature	WT1	WT2
12 or 24VDC lock voltage adjustable	X	X
Operates as Fail Safe or Fail Secure	X	X
"Learn" mode allows testing of specific cards without programming at the panel level	X	X
Card reader data integrity is validated at test unit	X	X
Displays detailed Wiegand data, including the hexadecimal string and total bits received		X
Displays measured end-of-line resistor values (if applicable)		X
Displays key press data*		X

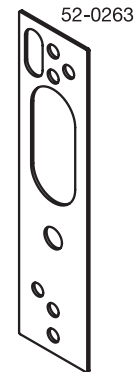


**Wiegand Test Unit**  
For directions on use, see operating instructions provided with unit. Unit works only with SN200 (Wiegand).  
\*WT2 unit with 1.03 firmware or later is required.

### Weather Seal Gasketing

- Provides a seal between outside escutcheon and the door and inside escutcheon and the door
- Weather seal gaskets are included for outdoor use (non-fire rated exterior door applications only)

Gasket for use between the ET trim and the door for SN series exit devices.  
52-0263 (80 Series trim)  
PE0436 (PE80 Series NE trim)  
PE0437 (PE80 Series WE trim)

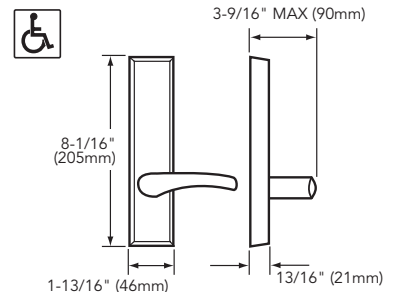


## Roses

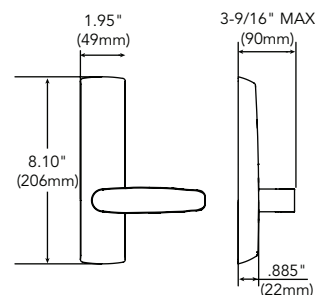
Roses	Design	Diameter	Mortise	Cylindrical
LN		2"	X	
CR		2-3/16"	X	
TR		2-3/16"	X	
O		2-3/4"	X	
CO		2-3/4"	X	
TO		2-3/4"	X	
L		3-1/2"		X
G		3-1/2"		X

## ET Lever Controls for Exit Devices

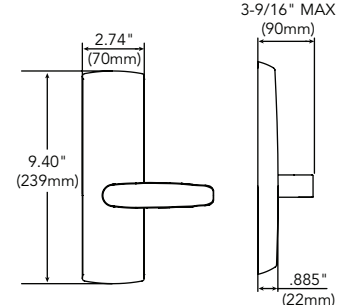
- The 700 Series ET and Lever Control is the external trim with all SN Series 80 Series exit devices
- ET Escutcheons and levers are plated brass
- Stainless steel levers are available



### P700 NEx Lever Trim



### P700 WEx Lever Trim



Experience a safer and more open world

1-800-727-5477 • www.sargentlock.com

33

Copyright © 2020-2023, SARGENT Manufacturing Company. All rights reserved. Reproduction in whole or in part without the express written permission of SARGENT Manufacturing Company is prohibited. Patent pending and/or patent: www.assaabloyds.com/patents.

90889 07/23

# Power Supplies and 10X Line Strike Options

SN Series



**SARGENT**  
**ASSA ABLOY**

## Requirements for Electrical and Data Transfer

To answer the demand for “smart” electronic access control and locking solutions that require fast, easy, and cost-effective installation, ASSA ABLOY Group brands use the ElectroLynx® standardized plug-in connectors and color-coded wiring system.

With ElectroLynx, doorway components come pre-wired for easy hookup to the power source. Key to the system is the transfer device hinge that carries power from the frame to the locking hardware.

### Features of ElectroLynx:

- Makes it easy to bring power to the locking hardware
- Wires have connectors that snap together, like plugging a telephone into a jack

To connect SN Series hardware to the electronic access control system, the following items are required:

- SN Series mortise or cylindrical lock, or exit device
  - ASSA ABLOY Door Group pre-wired door, or McKinney ElectroLynx retrofit cable
  - Electronic transfer hinge or pivot, or electrical power transfer with standard hinge from McKinney or SECURITRON
  - McKinney ElectroLynx cable from the hinge to above the ceiling
- Information regarding cable selection, hinge requirements and order strings can be found in the McKinney Transfer Device Solutions catalog. Consult 800-810-WIRE (9473) with questions on application specifications and requirements.

McKinney QC12 ElectroLynx® hinges (or McKinney 12-EL-EPTL) are recommended for SN Series applications



## 12VDC & 24VDC Power Supplies:



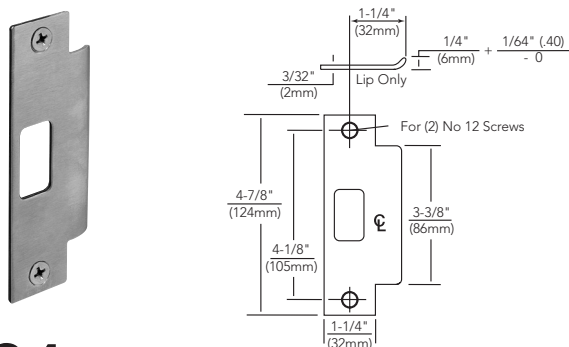
- UL Class 2 Listed
- Four 12V models and four 24V models available
- Integral battery charging capability keeps sealed lead acid gel/cell at full charge in case of line voltage failure (737-battery sold separately)
- Fused line voltage input with one, four, or eight DC outputs (depending on model)
- Each circuit can be individually turned on and off via a slide switch; the power status of each is shown by an LED.
- In the event of a DC short, the problem is confined to the zone of difficulty
- Fire alarm interface standard

SARGENT MODEL No.	DESCRIPTION
3521	12V - 1 AMP POWER SUPPLY
3541	12V - 3 AMP POWER SUPPLY
3551	12V - 4.5 AMP POWER SUPPLY
3571	12V - 6 AMP POWER SUPPLY
737	12V - 5 AMP HOUR BACKUP BATTERY

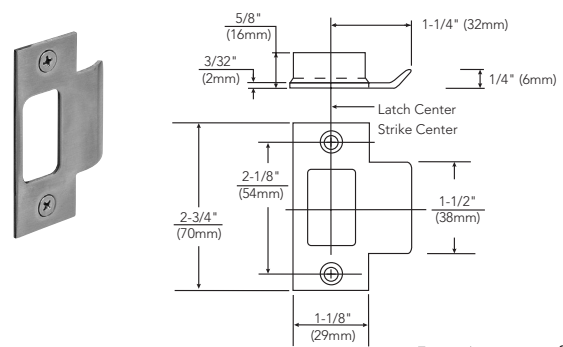
SARGENT MODEL No.	DESCRIPTION
3520	24V - 1 AMP POWER SUPPLY
3540	24V - 2 AMP POWER SUPPLY
3550	24V - 4 AMP POWER SUPPLY
3570	24V - 6 AMP POWER SUPPLY
738	24V - 5 AMP HOUR BACKUP BATTERY

## SN Series-10X Line Strikes:

### 4-7/8" Curved Lip Strike (Standard)



### 2-3/4" Curved Lip Strike (29- Option)



34

1-800-727-5477 • www.sargentlock.com

Experience a safer and more open world

# Mechanical Options

SN Series



Authorized Channel Partner  
ASSA ABLOY

**SARGENT**  
**ASSA ABLOY**

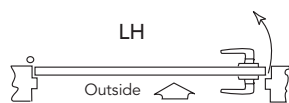
To order options listed below, list the alpha or numerical code before the product model number

## Mechanical Options:

Fire Rated	12-	UL Fire Label Exit hardware (exit devices only, not available with 16-, 18- & HK-)
Brass Bottom Bolt	14-	Sliding brass bolt bottom case (non-fire rated 8700/PE8700 devices only)
Cylinder Dogging	16-	Cylinder lock down (non-fire rated exit devices only)
	LD-	Less hex key dogging (non-fire rated exit devices only)
Less Touch Pad	19-	Pushbar without Lexan touchpad (80 Series exit devices only. Does not include PE80 Series.)
10X Line Backsets	23-	3-3/4" Backset x 2-1/4" x 1-1/8" front for (10X Line only)
	25-	5" Backset x 2-1/4" x 1-1/8" front for (10X Line only)
Strike Options	23-	4-7/8" (124mm) ANSI flat lip strike (for 8900/PE8900 mortise lock exit device & mortise locks only)
	29-	Strike #800. Lip length 1-1/4". Lip lengths 1" to 2" in 1/4" increments only.
Security Fasteners	36-	6 Lobe head security screws (Torx® type) ( Not available with R8200 mortise locks)
	37-	Spanner head screws (Not available with Studio levers)*
3/4" Latch Throw	41-	3/4" (19mm) throw latch x 2-3/4" (70mm) backset (10X Line only)
Flush End cap	43-	Flush End Cap*
Tactile Warning Options	75-	Tactile Warning - Milled Inside Lever (Not available with exit devices, Studio & Coastal levers and the A lever)
	76-	Tactile Warning - Milled Outside Lever (Not available with Studio & Coastal levers and the A lever)
	77-	Tactile Warning - Milled Inside & Outside Lever (Not available with exit devices, Studio & Coastal levers and the A lever)
	85-	Tactile Warning - Abrasive Coating on Inside Lever (or push rail for exits) (Not available with Studio & Coastal levers)
	86-	Tactile Warning - Abrasive Coating on Outside Lever (Not available with Studio & Coastal levers)
	87-	Tactile Warning - Abrasive Coating on Outside Lever & Inside Lever (or push rail for exits) (Not available with Studio & Coastal Levers)
Finish Protection	CPC-	Clear Powder Coat (Available for 26, 26D, 32 & 32D finishes)
	SG-	MicroShield® antimicrobial clear powder coat (Available with 15, 26D, and 32D finishes)
Top Rod Only	NB-	Less bottom rod & bolt (for MD/WD/AD8600/PE8600 CVR devices & 8700/PE8700 SVR devices only)
SARGuide	PL-	SARGuide™ PL – Photoluminescent coated push rail – (Touchpad eliminated) (Not available 75-, 77 & TL-)
Through-Bolts	TB-	Through-Bolts
Windstorm Options	HC-	Hurricane Code (rim and surface vertical rod exit devices only, see page 25 for details)
	WS-	Windstorm Rated (rim & mortise lock exit devices only, see page 25 for details)
Misc. Options	OL-	Overlap end cap (PE only)
	18-	Passive dogging indicator (PE only)
Outside Locked Levers	FW-	Freewheeling locking levers

\*Not available with PE80 Series

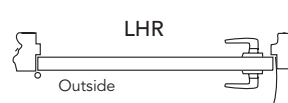
## Handing



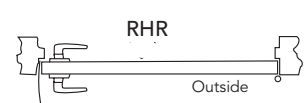
Left Hand Door



Right Hand Door



Left Hand Reverse Door



Right Hand Reverse Door

Experience a safer  
and more open world

1-800-727-5477 • www.sargentlock.com

35

Copyright © 2020-2023, SARGENT Manufacturing Company. All rights reserved. Reproduction in whole or in part without the express written permission of SARGENT Manufacturing Company is prohibited. Patent pending and/or patent: www.assaabloyds.com/patents.

90889 07/23

# Cylinder Options

SN Series



**SARGENT**  
**ASSA ABLOY**

To order options listed below, list the alpha or numerical code before the product model number

Cylinder Options:

Degree Key System	DG1-	SARGENT Degree Key System Level 1
	DG1-21-	Degree Level 1 Construction Master Keying
	DG1-60-	Degree Level 1 Removable Disposable Construction Core
	DG1-63-	Degree Level 1 Removable Core
	DG1-64-	Degree Level 1 Removable Construction Keyed LFIC
	DG1-65-	Degree Level 1 Unassembled/Uncombined Core
	DG1-78-	Degree Level 1 Exposed Plug (not available with cylindrical locks or exit devices)
	DG2-	SARGENT Degree Key System Level 2
	DG2-21-	Degree Level 2 Construction Master Keying
	DG2-60-	Degree Level 2 Removable Disposable Construction Core
	DG2-63-	Degree Level 2 Removable Core
	DG2-64-	Degree Level 2 Removable Construction Keyed LFIC
	DG2-65-	Degree Level 2 Unassembled/Uncombined Core
	DG2-78-	Degree Level 2 Exposed Plug (not available with cylindrical locks or exit devices)
	DG3-	SARGENT Degree Key System Level 3
	DG3-21-	Degree Level 3 Construction Master Keying
	DG3-60-	Degree Level 3 Removable Disposable Construction Core
	DG3-63-	Degree Level 3 Removable Core
DG3-64-	Degree Level 3 Removable Construction Keyed LFIC	
DG3-78-	Degree Level 3 Exposed Plug (not available with cylindrical locks or exit devices)	
Signature Key System	10-	SARGENT Signature Key System (Not Available with other Key Systems)
	10-21-	SARGENT Signature Construction Key System (Lost Ball)
Signature Large Format Interchangeable Core	10-63-	SARGENT Signature Large Format Interchangeable Core (Removable Core) Cylinder
XC- Key System	11-	XC Key System (not available with 10-, 22-)
	11-21-	XC- Construction Key System (Lost Ball)
XC- Large Format Interchangeable Core	11-60-	Hardware to accept XC- Permanent LFIC (Removable Core), Disposable Plastic Core- provided
	11-63-	Hardware provided with XC- LFIC (Removable Core) Cylinder - (Includes masterkeying, grand masterkeying)
	11-64-	Hardware provided with Keyed construction core to accept XC- LFIC (Removable) Permanent Core (ordered separately)
XC- Interchangeable Cores	11-70-7P-	Hardware to accept XC- SFIC ( 7-Pin) XC- Permanent Cores, Plastic Disposable Core Provided
	11-72-7P-	Hardware to accept XC- SFIC (7-Pin Keyed Construction Core provided) cylinder Permanent Core ordered separately
	11-73-7P-	Hardware supplied with XC- Small Format 7-Pin interchangeable core (Includes masterkeying, grand masterkeying)
	11-65-73-7P-	Hardware provided to accept XC- Uncombined 7-Pin SFIC (Permanent) Core

Note: More Cylinder Options on the following page

Copyright © 2020-2023, SARGENT Manufacturing Company. All rights reserved. Reproduction in whole or in part without the express written permission of SARGENT Manufacturing Company is prohibited. Patent pending and/or patent www.assaabloyds.com/patents.

90889 07/23

36

1-800-727-5477 • www.sargentlock.com

Experience a safer  
and more open world

# Cylinder Options

SN Series



Authorized Channel Partner  
ASSA ABLOY

**SARGENT**  
**ASSA ABLOY**

To order options listed below, list the alpha or numerical code before the product model number

Cylinder Options:

Construction Key Systems	21-	SARGENT Lost Ball Construction Keying for Conventional, XC and Signature Series (N/A with 63- or 73-)
	22-	SARGENT Construction Split Key System for Conventional Cylinders (Existing Systems Only) (N/A with 10-, 11-, 63- or 73-)
Special Cams	47-	Special Cams for mortise cylinders
Old Style Removable Core	51-	Removable Core Cylinder (Old Style) provided (Existing Systems Only)
	52-	Removable Construction Core (Old Style) Permanent core ordered separately (Existing Systems Only)
Large Format Interchangeable Core	60-	Hardware to accept SARGENT Permanent LFIC (Removable Core), Disposable Plastic Core provided (Permanent Cores ordered separately)
	63-	Hardware provided with LFIC (Removable Core) Cylinder - (Includes masterkeying, grand masterkeying)
	64-	Hardware provided with Keyed construction core to accept LFIC (Removable) Permanent Core (ordered separately)
Interchangeable Cores	70-	Hardware to accept 6 or 7-Pin SFIC Permanent Cores, Plastic Disposable Core provided
	72-	Hardware to accept 6 or 7-Pin SFIC (Keyed Construction Core provided) Cylinder
	73-	Hardware supplied with 6 pin SFIC (Includes masterkeying, grand masterkeying)
	65-73-	Hardware provided to accept Uncombined 6-Pin SFIC (Permanent) Core
	65-73-7P-	Hardware provided to accept Uncombined 7-Pin SFIC (Permanent) Core
	73-7P-	Hardware supplied with Small Format 7-Pin Interchangeable Core (Includes masterkeying, grand masterkeying)
Keso & Keso F1	81-	Hardware provided with housings to accept Keso (83) & Keso F1 (F1-83-) removable cores (Not available with 10X Line) (Permanent Cores ordered separately)
	82-	Hardware provided with SARGENT Keso Security Cylinder
	F1-82-	Hardware provided with SARGENT Keso F1 Security Cylinder (Patented)
	83-	Hardware supplied with SARGENT Keso Security Removable Core cylinder (Not available with 10X Line)
	F1-83-	Hardware supplied with SARGENT Keso F1 Security Removable Core cylinder (Not available with 10X Line) (Patented)
84-	Hardware provided with SARGENT Keso Construction Cores (Not available with 10X Line) (Permanent Cores ordered separately)	
Bump Resistant	BR-	Bump Resistant Cylinder (Available with Conventional & Conventional XC Cylinders Only)
Less Cylinder	LC-	Hardware supplied less cylinder
Accept Schlage Cylinders	30-	Lever to accept Schlage Cylinder-Cylinder is not provided (10X Line only)
	SF-	L, B, or P lever to accept Schlage® large format interchangeable core (supplied less core, tailpiece included) (10X Line only)
Schlage Keyways	SC-	Schlage® C keyway cylinder, 0 bitted
	SE-	Schlage® E keyway cylinder, 0 bitted
Keyed Different	KD-	Cylinders provided keyed differently/random
Accepts Yale® Cylinders/Cores	YC-	Lever to accept Corbin Russwin or Yale® 6-pin fixed core cylinder - less cylinder, tailpiece provided (all designs) (10X Line only)
	YC-7P-	Lever to accept Corbin Russwin or Yale® 7-pin fixed core cylinder - less cylinder, tailpiece provided (all designs) (10X Line only)
	YRC-^	L or P Lever to accept Yale® 6-pin large format interchangeable core (supplied less core, but with tailpiece needed) (10X Line only)

Note: For V-10 Cylinders and information, contact ASSA, Inc. @ 800-235-7482

# Windstorm Certifications: UL Listed & Florida Building Codes



**SARGENT**  
**ASSA ABLOY**

## SN Series

Sargent Manufacturing offers a wide variety of products that meet building codes requiring hurricane, windstorm and FEMA certifications. SARGENT products are tested to meet the requirements of the most severe building codes as specified by the Florida Building Code, Miami Dade Code Requirements and in the International Building Code. Listed below are certifications and the standards met by these products.

### SN Series 10X Line cylindrical locks are UL Certified and Listed on the Florida Building Code Website as stated:

- UL Listed per ANSI/SDI-BHMA A250.13
- ANSI/ASTM E330-2002
- ANSI/ASTM E1886-2002
- ASTM E1996-2002
- Testing Application Standard (TAS) 201-1994\*
- Testing Application Standard (TAS) 202-1994\*
- Testing Application Standard (TAS) 203-1994\*  
\* published in the "Florida Building Code"
- UL Certification Directory ZHEM.R21744 Latching Hardware
- UL Certification Directory ZHLL.R21744 Windstorm-rated Assemblies
- Listed on Florida Building Code Website: FL6728-R1
- Listed on Florida Building Code Website: FL4351-R1

### SN Series 8200/R8200 Series mortise locks are UL Certified and Listed on the Florida Building Code Website as stated:

- UL Listed per ANSI/SDI-BHMA A250.13
- ANSI/ASTM E330-2002
- ANSI/ASTM E1886-2002
- ASTM E1996-2002
- Testing Application Standard (TAS) 201-1994\*
- Testing Application Standard (TAS) 202-1994\*
- Testing Application Standard (TAS) 203-1994\*  
\* published in the "Florida Building Code"
- UL Certification Directory ZHEM.R21744 Latching Hardware
- UL Certification Directory ZHLL.R21744 Windstorm-rated Assemblies
- Listed on Florida Building Code Website: FL6728-R1
- Listed on Florida Building Code Website: FL4351-R1

### SN Series HC8800 & HC-PE8800 rim exit devices are UL Certified and Listed on the Florida Building Code Website as stated:

- SN Series HC8800 & HC-PE8800 for single and double door applications; 8-0 max opening
- UL Listed per ANSI/SDI-BHMA A250.13
- ANSI/ASTM E330-2002
- ANSI/ASTM E1886-2002
- Testing Application Standard (TAS) 201-1994\*
- Testing Application Standard (TAS) 202-1994\*
- Testing Application Standard (TAS) 203-1994\*  
\* published in the "Florida Building Code"
- UL Certification Directory ZHEM.R21744 Latching Hardware
- UL Certification Directory ZHLL.R21744 Windstorm-rated Assemblies
- Listed on Florida Building Code Website: FL2998-R2

### SN Series WS8800 & WS-PE8800 rim exit devices are UL Certified and Listed on the Florida Building Code Website as stated:

- SN Series WS8800 & WS-PE8800 for Single Hollow Metal 1-3/4" Thick Doors applications, 3'0" x 7'0" Max. Door with 6" Min Stile
- UL Listed per ANSI/SDI-BHMA A250.13
- ANSI/ASTM E330-2002
- ANSI/ASTM E1886-2002
- ASTM E1996-2002
- Testing Application Standard (TAS) 201-1994\*
- Testing Application Standard (TAS) 202-1994\*
- Testing Application Standard (TAS) 203-1994\*  
\* published in the "Florida Building Code"
- UL Certification Directory ZHEM.R21744 Latching Hardware
- Listed on Florida Building Code Website: FL4351-R1

### SN Series WS8900 & WS-PE8900 mortise lock exit devices are UL Certified and Listed on the Florida Building Code Website as stated:

- SN Series WS8900 & WS-PE8900 available for Single Hollow Metals Doors applications for 1-3/4" Thick door, 3'0" x 7'0" Max. Door with 6" Min Stile
- UL Listed per ANSI/SDI-BHMA A250.13
- ANSI/ASTM E330-2002
- ANSI/ASTM E1886-2002
- ASTM E1996-2002
- Testing Application Standard (TAS) 201-1994\*
- Testing Application Standard (TAS) 202-1994\*
- Testing Application Standard (TAS) 203-1994\*  
\* published in the "Florida Building Code"
- UL Certification Directory ZHEM.R21744 Latching Hardware
- Listed on Florida Building Code Website: FL4351-R1

Copyright © 2020-2023, SARGENT Manufacturing Company. All rights reserved. Reproduction in whole or in part without the express written permission of SARGENT Manufacturing Company is prohibited. Patent pending and/or patent www.assaabloyds.com/patents.

90889 07/23

38

1-800-727-5477 • www.sargentlock.com

Experience a safer  
and more open world



The ASSA ABLOY Group is the global leader in access solutions. Every day, we help billions of people experience a more open world.

ASSA ABLOY Opening Solutions leads the development within door openings and products for access solutions in homes, businesses and institutions. Our offering includes doors, frames, door and window hardware, mechanical and smart locks, access control and service.

**SARGENT**<sup>®</sup>  
**ASSA ABLOY**

SARGENT Manufacturing Company  
100 Sargent Drive  
New Haven, CT 06511 USA  
800-727-5477  
[www.sargentlock.com](http://www.sargentlock.com)

Founded in the early 1800s, SARGENT<sup>®</sup> is a market leader in locksets, cylinders, door closers, exit devices, electro-mechanical products and access control systems for new construction, renovation, and replacement applications. The company's customer base includes commercial construction, institutional, and industrial markets.  
Copyright © 2020-2023, SARGENT Manufacturing Company. All rights reserved. Reproduction in whole or in part without the express written permission of SARGENT Manufacturing Company is prohibited. Patent pending and/or patent [www.assaabloydss.com/patents](http://www.assaabloydss.com/patents).

90889 07/23