


Cleerline SSF Micro Distribution Aluminum Interlocking Armored cable consists of Plenum overall jacket with 6-144 fibers and water blocking yarns. All Aluminum Interlocking Armored is indoor/outdoor rated.

SSF Aluminum Interlocking Armored includes a spirally wrapped internal aluminum strip which provides high crush resistance and protection from rugged environments.

Cleerline SSF single-mode is fully compatible with all common connector systems for standard 9/125 single-mode fiber.



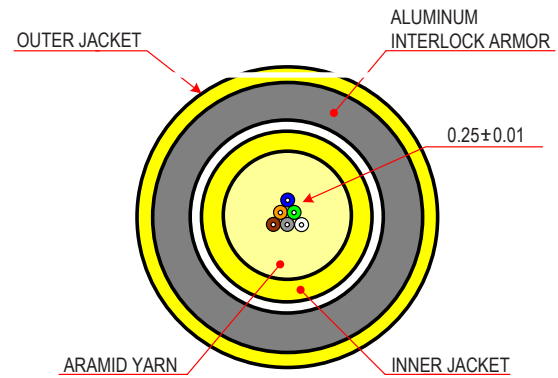
3D VIEW

FEATURES AND BENEFITS

- High mechanical strength, superior fatigue (Nd = 30)
- Compatible with common connector systems for 9/125
- Single-mode
- Up to 10,000x the bend longevity of traditional fiber
- Integral SSF coating provides glass protection
- Increased safety due to incredible bend insensitivity
- Exclusive 250 µm Soft Peel acrylate

APPLICATIONS

- Rugged environments- spirally-wrapped aluminum strip also prevents rodent incursion
- Installation without additional inner duct/conduit
- Indoor/Outdoor installations



TYPICAL CROSS SECTION

PART NUMBER	FIBERS	DESCRIPTION	JACKET RATING	O.D.	WEIGHT (LB / 1000 FT)
6IAD9125SMOS2P	6 Fibers	6 Strand 9/125 SSF - 1000 ft Spool	Plenum I/O	14.6 mm	125
6IAD9125SMOS2P-B	6 Fibers	6 Strand 9/125 SSF - Cut to Order	Plenum I/O	14.6 mm	125
12IAD9125SMOS2P	12 Fibers	12 Strand 9/125 SSF - 1000 ft Spool	Plenum I/O	14.6 mm	125
12IAD9125SMOS2P-B	12 Fibers	12 Strand 9/125 SSF - Cut to Order	Plenum I/O	14.6 mm	125
24IAD9125SMOS2P	24 Fibers	24 Strand 9/125 SSF - 1000 ft Spool	Plenum I/O	16.1 mm	166
24IAD9125SMOS2P-B	24 Fibers	24 Strand 9/125 SSF - Cut to Order	Plenum I/O	16.1 mm	166
48IAD9125SMOS2P	48 Fibers	48 Strand 9/125 SSF - 1000 ft Spool	Plenum I/O	16.13 mm	164
48IAD9125SMOS2P-B	48 Fibers	48 Strand 9/125 SSF - Cut to Order	Plenum I/O	16.13 mm	164
72IAD9125SMOS2P	72 Fibers	72 Strand 9/125 SSF - 1000 ft Spool	Plenum I/O	17.65 mm	203
72IAD9125SMOS2P-B	72 Fibers	72 Strand 9/125 SSF - Cut to Order	Plenum I/O	17.65 mm	203
96IAD9125SMOS2P	96 Fibers	96 Strand 9/125 SSF - 1000 ft Spool	Plenum I/O	19.05 mm	223
96IAD9125SMOS2P-B	96 Fibers	96 Strand 9/125 SSF - Cut to Order	Plenum I/O	19.05 mm	223
144IAD9125SMOS2P	144 Fibers	144 Strand 9/125 SSF - 1000 ft Spool	Plenum I/O	20.6 mm	247
144IAD9125SMOS2P-B	144 Fibers	144 Strand 9/125 SSF - Cut to Order	Plenum I/O	20.6 mm	247

CONSTRUCTION

FIBER	
Fibers	6, 12, 24, 48, 72, 96, 144
Type	9/125 Single-mode OS2
Coating	250 μm "Soft Peel" S-Type Coating
Color Coding	Per TIA/EIA 598C


JACKET		
Type	Plenum Rated PVC + UV I/O	
Color	Yellow (custom colors also available)	
Outer Diameter	Varies by Part Number	
Subunit Diameter	6 - 24 strands	3 mm
	48 - 144 strands	2 mm
Markings	Sequential Foot Markings	
Strength Member	(Plenum + water blocking yarns)	

PHYSICAL DATA	
Storage Temperature Range	-40°C to +70°C
Operating Temperature Range	0°C to +70°C
Max Tensile Load (Installation)	180 lbf / 81 kgf (800N)
Max Tensile Load Long Term	135 lbf / 61 kgf (600N)
Allowable Bend Radius	Loaded 20 x O.D.
	Unloaded 15 x O.D.
Cable Outside Diameter, Nominal	Varies by part number
Cable Package	1000 ft reel or customer request, spooled
Rating	Plenum (OFNP) FT6

FIBER OPTIC CHARACTERISTICS		
Attenuation Coefficient	1310 nm	≤ 0.35 dB / km
	1385 nm	≤ 0.31 dB / km
	1550 nm	≤ 0.21 dB / km
	1625 nm	≤ 0.23 dB / km
Bend Induced Attenuation, 1550 nm	1 turn around a 7.5 mm radius mandrel	Typical = 0.15dB ITU-T G657 ≤ 0.5 dB
	1 turn around a 7.5 mm radius mandrel	Typical = 0.35 ITU-T G657 ≤ 1.0 dB

FIBER PERFORMANCE SUMMARY		
Item	Standard Compliance & Condition	Δ Loss
High Humidity Aging	IEC 60793-1-50, 85°C/85% RH, 30 days	< 0.05 dB/km
Thermal Aging	IEC 60793-1-51 85°C, 30 days	< 0.05 dB/km
Temperature Cycling	IEC 60793-1-52 10° ~ 85°C, 21 cycles	< 0.05 dB/km
Water Soak	IEC 60793-1-53 23°, 30 days	< 0.05 dB/km
Hydrogen Aging	IEC 60793-2-50 23°C, Hydrogen loading 0.01 atm	< 0.40 dB/km

CABLE PERFORMANCE SUMMARY		
Item	Standard Compliance & Condition	Δ Loss
Tensile Test	TIA/EIA-455-33A 100 kg tensile loading, 10 min.	< 0.2 dB/km
Repeat Bending	TIA/EIA-455-104A Bending Dia. 60 mm, 25 times	< 0.2 dB/km
Impact Test	TIA/EIA-455-25B 1 kgf, 20 times	< 0.2 dB/km
Twist Test	TIA/EIA-455-85A 1 m, 10 times	< 0.2 dB/km
Crush Test	TIA/EIA-455-41A 1 kgf/mm, 10 minutes	< 0.2 dB/km
Water Penetration	TIA/EIA-455-82B 1 m static water pressure, 3 m sample for 4 hours	No leakage
Temperature Cycling	TIA/EIA-455-3A -40°C ~ 70°C	< 0.2 dB/km
Flammability	IEEE 383-1974	Flame propagation < 1.8 m

COMPLIANCE	
ETL Listed Type IECA S-83-596 & OFCP, CSA FT6. GR-409	
SSF complies with or exceeds the ITU-T recommendations G.657.A2, G.657.B2, G.652.D, and the IEC International Standard 60793-2-50 type B.1.3 and B.6.A&B Optical Fiber	