




**NOTES:**

- Transformer color codes are shown in the table to the right and in the diagrams below
- **25V** amplifier connection example shown below provides 0.50W of power (load) for each speaker
- **70V** amplifier connection example shown below provides 0.50W of power (load) for each speaker
- Unused transformer wires must be insulated from each other, the enclosure and ground
- Speakers on the same amplifier line can be connected at different tap (power) levels

COLOR		AT 25V	AT 70.7V
Yellow		4W	—
Red		—	4W
Black		COMMON	COMMON

