

Cora™ CG-51 Ground Wash



PROJECT

CATALOG #

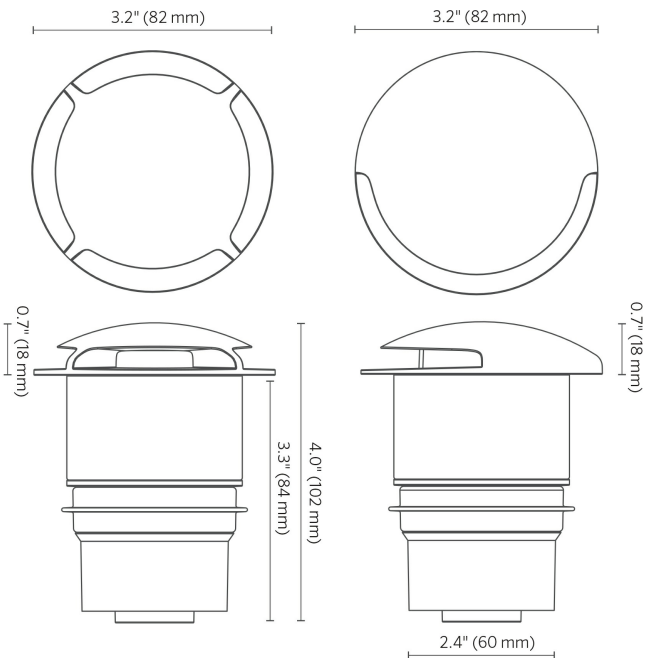
TYPE

NOTES

The rugged CG-51 Ground Wash simplifies installation and broadens design options with its threaded top and interchangeable 180° and 360° faceplates. Whether you're upgrading a system or starting fresh, this premium select brass fixture offers straightforward installation, versatile performance, and long-lasting durability in one compact package.

Quick Facts

- IP66/67 rating ensures superior water and dust protection
- Works with standard 2½" Schedule 40 conduit for faster installs
- Open 180° faceplate design eliminates the center brace for pure, unobstructed output
- Interchangeable 180° and 360° faceplates allow precise beam control with fewer SKUs
- Threaded-top design eliminates exposed screws for a clean look
- Low-profile design is ideal for walkways and hardscapes
- Select brass construction offers durability and corrosion resistance



Cora™ CG-51 Ground Wash SPECIFICATIONS

| Light Source | E6WFL | | E9WFL | | P4SFL | | P6SFL | | ZD5SWF | |
|-----------------------------|------------|------------|------------|------------|------------|------------|------------|------------|------------|------------|
| | 180° | 360° | 180° | 360° | 180° | 360° | 180° | 360° | 180° | 360° |
| Total Lumens | 8 | 16 | 10 | 20 | 5 | 10 | 8 | 16 | 7 | 14 |
| Power Consumption (VA) | 6 | 6 | 8.5 | 8.5 | 4.3 | 4.3 | 6.5 | 6.5 | 5.4 | 5.4 |
| Efficacy (lm/W) | 2 | 4 | 1.8 | 3.5 | 1.5 | 3 | 2 | 4 | 2 | 4 |
| Maximum Candela (cd) | 5 | 6.5 | 6.8 | 7.5 | 3.7 | 4.5 | 7.2 | 8.2 | 6.9 | 5.5 |
| Color Rendering Index (CRI) | 85+ | 85+ | 85+ | 85+ | 85+ | 85+ | 85+ | 85+ | 85+ | 85+ |
| Input Voltage (V) | 10 to 15 | 10 to 15 | 10 to 15 | 10 to 15 | 10 to 15 | 10 to 15 | 10 to 15 | 10 to 15 | 10 to 15 | 10 to 15 |
| Rated Life (L70) | 30,000 hrs | 30,000 hrs | 30,000 hrs | 30,000 hrs | 40,000 hrs | 40,000 hrs | 40,000 hrs | 40,000 hrs | 40,000 hrs | 40,000 hrs |

Cora™ CG-51 Ground Wash SPECIFICATIONS

About FX Luminaire

As a leading manufacturer of landscape and architectural lighting, FX Luminaire provides innovative products, resources, and support to help customers bring their visions to life. The company offers a range of specification-driven solutions, including fixtures, controls, and accessories, to enhance residential and commercial landscapes.

Materials

Brass fixture with black oxide stainless steel hardware

Dimming

Primary: Consult transformer specifications. Secondary: Luxor® control (with MR-16 ZD LED Lamp) or a trailing-edge (reverse phase-cut) dimmer

Adjustability

Fixed

Finish

Antique Bronze finish sealed with a clear TGIC powder-coated layer or a black polyester TGIC powder-coated layer, providing superior outdoor weathering in all conditions. Tested to ASTM standards.

Wiring

18 AWG (1 mm); SPT-1W; 220°F (105°C); 300 V; 10' (3 m) length, measured from the light aperture

Sockets

MR-16 GU5.3 socket with retaining clips. Ceramic socket base with heat-resistant contact pad. Stainless steel retaining clips ensure high spring force retention.

Weight

1.6 lb (0.7 kg)

Installation Accessories (Included)

None; purchase conduit separately.

Ambient Operating Temperature

0°F to 140°F (-18°C to 60°C)

Input Voltage

10 to 15 VAC/VDC, 50/60 Hz. Remote transformer required (specify separately).

Power Consumption

Specified power consumption indicates the full apparent power.

Housing Capacity

Designed to accept standard MR-16 Lamps conforming to ANSI C78.24 specifications.

Installation Requirements

Designed for installation in in-grade (upward) or recessed, wall-mounted applications.

Lens Transparency

Frosted

Beam Angles

Varies according to lamp selection

Core Drilling

Recommended core drill size: 2 1/2"

Manufacturing

ISO 9001:2015 certified facility

Lifetime

L70 rating conforms to IES LM-80/TM-21 standards, projecting lumen maintenance to 70% of initial output.

Bug Rating

B0-U1-G0

Warranty

Fixture: Limited 10-year warranty
Included Lamp: Limited 3- or 5-year warranty

Listings



Cora™ CG-51 Ground Wash ORDERING INFORMATION

| Fixture | Power | Color Temp | Beam Angle | Faceplate | Wire Lead | Finish |
|--------------|-----------------------------------------|--------------------------|-------------------------------|--------------------------------|-------------------------------|-----------------------------------------------------------------------------------------------------------------|
| CG-51 | E6 6.0 VA, MR-16 Eco LED Lamp | | | | | |
| | E9 8.5 VA, MR-16 Eco LED Lamp | | | | | |
| | P4 4.3 VA, MR-16 Pro LED Lamp | W Warm (2700K) | FL Flood (35°) | 180 Ground Wash 180° | [default] 10' (3 m) | FB Black  |
| | P6 6.5 VA, MR-16 Pro LED Lamp | S Soft (3000K) | WF Wide Flood (60°) | 360 Ground Wash 360° | XL 26' (8 m) | AB Antique Bronze  |
| | ZD5 5.4 VA, MR-16 ZD LED Lamp | | | | | |
| | NL Lamp not included | | | | | |












EXAMPLE FIXTURE CONFIGURATION: *CG-51-XX-XXXX-XX*

Cora™ CG-51 Ground Wash ORDERING INFORMATION

GLARE CONTROL: Specify Separately














| Glare Control | Catalog No. | | Glare Control | Catalog No. | |
|--------------------------------|--------------|-----------------------------------------------------------------------------------|------------------------------------------|-------------|-------------------------------------------------------------------------------------|
| Hex Baffle for MR-16 LED Lamps | 250015260000 |  | RecessorRing® Spacer for MR-16 LED Lamps | RR-MR-16 |  |

LENS OPTIONS: Specify Separately




| Lenses | Catalog No. | | Lenses | Catalog No. | |
|---------------------------------------------|--------------|-----------------------------------------------------------------------------------|---------------------------------------|--------------|-------------------------------------------------------------------------------------|
| MR-16 Linear Spread Lens | 250013550000 |  | MR-16 Frosted Lens LED Lamps | 250015170000 |  |
| MR-16 Foliage-Enhancing Green Dichroic Lens | 250015180000 |  | MR-16 Color-Cooling Lens, +600K Shift | 250015190000 |  |
| MR-16 Color-Softening Lens, +100K Shift | 250015200000 |  | MR-16 Green Light Dichroic Lens | 250015210000 |  |
| MR-16 Red Light Dichroic Lens | 250015220000 |  | MR-16 Color-Warming Lens, -200K Shift | 250015230000 |  |
| MR-16 Solite Spread Lens | 250015240000 |  | | | |



Cora™ CG-51 Ground Wash ORDERING INFORMATION

POWER OPTIONS: Specify Separately

| Power | Catalog No. | | Power | Catalog No. | |
|-------------------------------------------------|-------------|-----------------------------------------------------------------------------------|-----------------------------------------------|-------------|-------------------------------------------------------------------------------------|
| Low-Voltage Dimmer | DIM-LV |  | DX Controller, 150 W, Matte Gray | DX-150-M |  |
| DX Controller, 150 W, Stainless Steel | DX-150-SS |  | DX Controller, 300 W, Matte Gray | DX-300-M |  |
| Luxor Low-Voltage CUBE | LCM-LV |  | Mini Plug-In Transformer, 30 W | MT-30W |  |
| Plug-In Transformer, 6 W | MT-6W |  | PX Transformer, 300 W | PX-300-SS |  |
| PX Transformer, 600 W | PX-600-SS |  | PX Transformer, 900 W | PX-900-SS |  |
| Step-Down Transformer, Dimmable (120 V to 12 V) | ST-120-DIM |  | Step-Down Transformer, UV (120/277 V to 12 V) | ST-UV |  |
| Surge Protection Module- | SURGE-MOD |  | | | |

SPLICING OPTIONS: Specify Separately

| Splicing | Catalog No. | |
|----------------------------------------------|-------------|-----------------------------------------------------------------------------------|
| Brass Lug Wire Connectors, 2-pack | WCHSBS2 |  |
| Heat Shrink Wire Connectors, 20-pack, Medium | WCHSMD20 |  |
| Ratcheting Crimper Tool | WCHSTOOL |  |

| Splicing | Catalog No. | |
|----------------------------------------------|-------------|-------------------------------------------------------------------------------------|
| Brass Lug Wire Connectors, 50-item Bulk Pack | WCHSBS50 |  |
| Heat Shrink Wire Connectors, 20-pack, Small | WCHSSM20 |  |