


SKYSHIELD 360

All-In-One Outdoor Surveillance Solution
Deployment for Anywhere with Power

SS-KG1-360-2T

SkyShield 360 w/ 3Y Licenses Includes:

- 1x Enclosure System and Accessory with Built-in Thermostat Heater, Fan and 4G Router
- 1x 4CH NVR w/2TB HDD
- 2x 4MP Turret Cameras
- 1x 25x PTZ
- 2 x TP-VDWM (Side Mount)
- 3Y Eligibility for Potential Hardware Upgrade (Speaker, Strobe Lights etc.)
- 3Y SkyShield License include Core AI for All Cameras in SkyShield, the SkyShield Add-on Module License (Remote Power Control, Virtual Guard Dashboard) and Warranty



AVAILABLE SKUS	
SKU NUMBER	CAMERA OPTION
SS-KG1-360-2T	2x 4MP Turret & 1x 25x PTZ

CAMERA OPTIONS		
FEATURE	Turret	TwilightVision™ Network PTZ Dome Camera
Image Sensor	1/3", 4.0megapixel, progressive scan, CMOS	1/2.8", 4.0-megapixel, progressive scan, CMOS
Lens	2.7 ~ 13.5mm, AF automatic focusing and motorized zoom lens	4.8 ~ 120mm, AF automatic focusing and motorized zoom lens
Field of View (H;V;O)	H: 98.3~31.4°; V: 54.8~18.6°; D: 127.7~37.0°	H: 52.20°~2.74°; V: 30.81°~1.54°; O: 64.20°~3.23°
Minimum Illumination	Color: 0.002Lux (F1.2, AGC ON), 0 Lux with IR	Color: 0.003 Lux (F1.5, AGC ON), 0 Lux with IR
Video Compression	Ultra 265, H.265, H.264, MJPEG	Ultra 265, H.265, H.264, MJPEG
Resolution & Frame Rate	Mainstream: 2688*1520 @ 30 FPS Sub Stream: 1280*720 @ 30 FPS Third Stream: 720*576 @ 30 FPS	Mainstream: 4MP (2688*1520),Max 30fps; Sub Stream: 2MP (1920*1080), Max 30fps; Third Stream: D1 (720*576), Max 30fps
Day / Night	IR-cut filter with auto switch (ICR)	IR-cut filter with auto switch (ICR)
IR Range	Up to 40m (131ft) IR range	Up to 100m (328 ft) IR range
Wide Dynamic Range	120 dB	NA
Warm Light	NA	NA
PAN & TILT	NA	Pan Range: 360° (endless) Pan Speed: 0.1°/s ~ 200°/s Preset speed: 240°/s Tilt Range: -15° ~ 90° (auto reverse) Tilt Speed: Preset speed: 0.1°/s ~ 120°/s Preset speed: 200°/s
Digital / Optical Zoom	NA	16X / 25X

GENERAL

Dimensions (HxWxD)	23.8" x 19.1" x 10.4" (605 x 485 x 265mm)
Weight	40lbs(without camera)
Working Environment	-25°C~+ 55°C (-13°F~+131°F), Humidity ≤ 90% RH (non-condensing)
Rating	IP55

POWER

Power	AC110V Power consumption: ~64W(without camera)
Power Interface	Cable Conduit Connector

HEAT AND FAN

Heat	Heater Capacity: 150W Heater turn on at 59°F(15°C)
Fan	MTBF: 10 years Fan turn on at 86°F(30°C)

NETWORK (CELLULAR)

Standard and Band	LTE FDD: B1/B3/B5/B7/B8/B20/B28 B1/B2/B3/B4/B5/B7/B8/B28 (Optional), B2/B4/B5/B12/B13/B17/B66/B71 (Optional) LTE TDD: B38/B39/B40/B41 HSPA+/HSUPA/HSDPA/WCDMA/UMTS 2100 /1900/900/850MHz EV-DO: BCO CDMA 1x: BCO EDGE/GPRS/GSM 850/900/1800/1900MHz
Antenna Interface	Cellular: 2 * Standard SMA female antenna interface, characteristic impedance: 50 Ω
SIM/UIM Slot	Standard drawer-type user card interface

VIDEO RECORDER

Video Inputs	4
Included HDD	2TB
PoE Plug and Play	4 Ports; IEEE 802.3af/ at; 54W Max Total

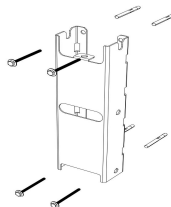
MOUNT OPTIONS Pole Mount

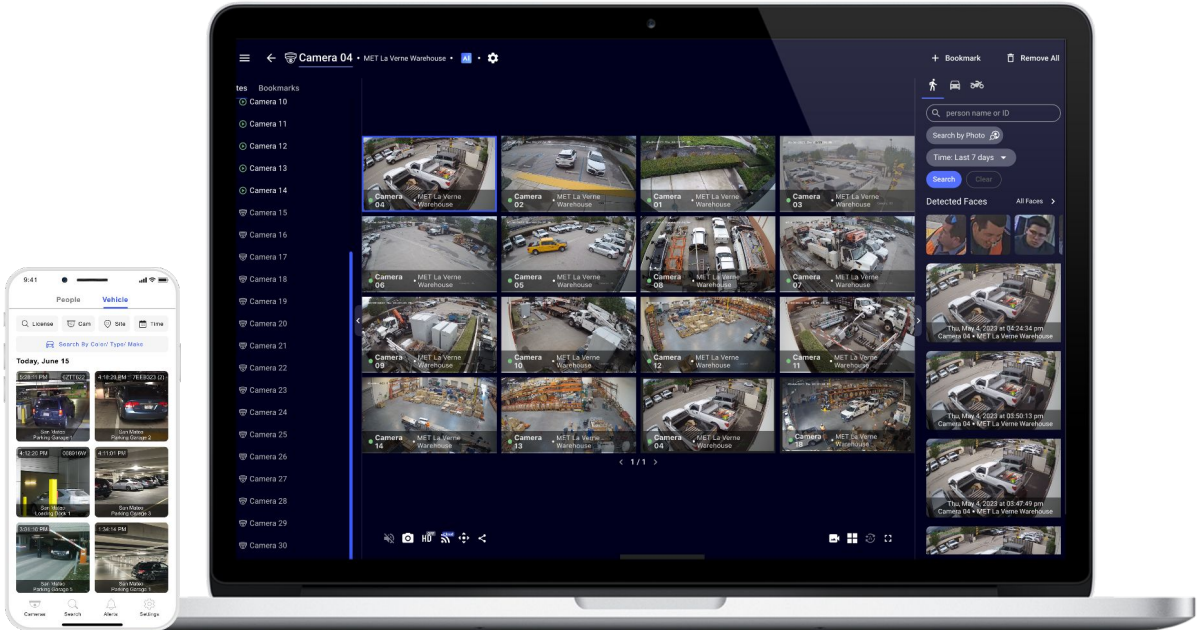
3.9 into 11.8 in dia Stainless Steel Adjustable Clamp x4 (Included)



MOUNT OPTIONS Wall Mount

M8 x 80
(Not included in Product)





KEY FEATURES for Turing Vision CORE AI



Receive Instant Smart Alerts for Intruders/Trespassers/Person of Interest/Vehicle of Interest via SMS/Email/Push Notifications

Remote Live Stream Monitoring



- Remote Live Streaming up to 16 Cameras in HD
- Bookmark and Auto-Cycle Play for Live Monitoring



Share Live Camera Streams With First Responders



Find Events Fast with Smart Video Search and Archive/Share for Future Reference



View Live Footage From any Desktop / Mobile Device



Flexible Hybrid Storage Locally or on the Cloud