

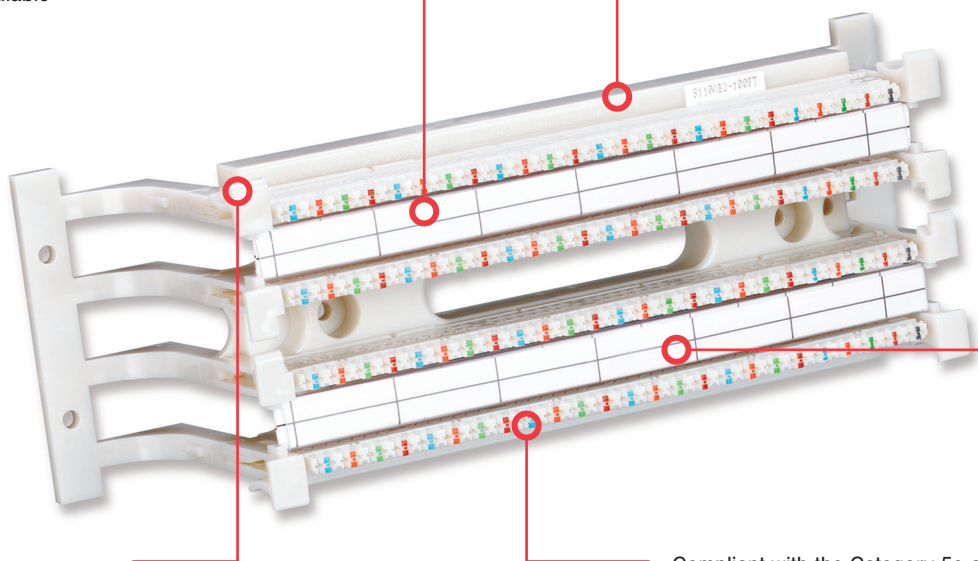
S110® Connection System

Siemon's S110 field termination blocks combine category 5e performance with unparalleled installation features and are ideal for use in cross-connect and consolidation point applications. Each kit includes adequate connecting blocks to complete each 25-pair termination strip on the S110 wiring block (e.g. S110AB2-100FT includes five 4-pair and one 5-pair connecting block per 25-pair termination strip or a total of twenty 4-pair and four 5-pair connecting blocks). Siemon Category 5e S110C connecting blocks terminate 22-26 awg (0.64mm-0.40mm) solid 7-strand wires.

50- and 100-pair blocks are available without legs for mounting directly to walls. If cable routing is required behind the blocks, 50-, 100-, 200- and 300-pair sizes are available with mounting legs. The 50- and 100-pair sizes offer detachable mounting legs to assist in routing cables behind blocks during and after installation.

Colored laser printable labels are available


Rugged high impact, flame-retardant polycarbonate




Termination strips on the base are notched and divided into 5-pair increments. Connecting blocks are color-coded

Ideal for use in cross-connect and consolidation point applications


Compliant with the Category 5e component, permanent link and channel requirements of ANSI/TIA-568.2-D.
Compliant with the Category 5 component and class D permanent link and channel requirements of ISO/IEC 11801 Ed2:2002



Patented openings between rows allow horizontal cables to be routed from behind the panel and enter the block from the rear, helping to maintain cable geometry and cable jacket up to the point of termination ensuring optimum Category 5e performance



Designation strips with inter-changeable colored labels can be mounted in the center and/or outside positions of the wiring block




Another patented Siemon innovation allows 50- and 100-pair wiring blocks to be detached from their mounting legs providing easy access to cables before, during or after installation

**Performance from 100-160 MHz based upon extrapolated TIA/EIA limits*

Product Information

S110 Field Termination Kits



Complete S110 installation kits are available which include S110 wiring blocks with detachable legs*, S110 connecting blocks, and label holders with white designation labels.

*Legs detachable on 50- and 100-pair version only.

Part Number Description

- S110A(X)1-50FT 50-pair S110 field termination kit
- S110A(X)2-100FT.... 100-pair S110 field termination kit
- S110A(X)2-300FT.... 300-pair S110 field termination kit

Use (X) to specify the connecting blocks:

- A = S110C-5, 5 pair connecting blocks
- B = S110C-4, 4 pair connecting blocks

S110 Wiring Blocks Without Legs



Part Number Description

- S110DW1-50 50-pair, S110 wiring block
- S110DW2-100..... 100-pair, S110 wiring block

S110 Wiring Blocks With Legs



Part Number Description

- S110AW1-50 50-pair, S110 wiring block with legs
- S110AW2-100 100-pair, S110 wiring block with legs
- S110AW2-200 200-pair, S110 wiring block with legs
- S110AW2-300 300-pair, S110 wiring block with legs

*Because we continuously improve our products, Siemon reserves the right to change specifications and availability without prior notice.

S110® and Tap® are trademarks of Siemon

*Because we continuously improve our products, Siemon reserves the right to change specifications and availability without prior notice.

S110 Connecting Blocks



S110C-2A

S110C-3

Part Number Description

- S110C-2A..... 2-pair connecting block, blue/orange
- S110C-3..... 3-pair connecting block, blue/orange/green
- S110C-4..... 4-pair connecting block, blue/orange/green/brown
- S110C-5..... 5-pair connecting block blue/orange/green/brown/slate

S110 Designation Label Sheets

- S110-SHT-(X)*..... 2-,3-,4-,5-pair coloured designation labels (package of 6)

Use (X) to specify colour: 2 = white, 6 = blue

- S110-HLDR..... Clear plastic label holders, bag of (6)

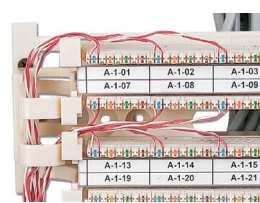
*Visit our web site or contact our Technical Support Department for labeling software

S110 Covers

- S110-CVR-50-(XX) .. 50-pair cover for S110 block
- S110-CVR-100-(XX) 100-pair cover for S110 block

Use (XX) to specify color: 00 = clear, 01 = black, 20 = ivory


S100A2 Wire Manager




Part Number Description

- S100A2..... Snap on S110 wire manager, white

Wall Mount S110 Cable Managers



S110B1RMS



S110B2RMS

Part Number Description

- S110B1RMS..... White cable manager without legs, 1 RMS
- S110B2RMS..... White cable manager without legs, 2 RMS
- S110A1RMS..... White cable manager with legs, 1 RMS
- S110A2RMS..... White cable manager with legs, 2 RMS

Note: 1 RMS = 44.5mm

For related product information request Spec Sheet(s):

- S110 Tap® Test Adapter (PROD-SS-TAP)
- S110 Category 5e Modular Jack Panel (PROD-SS-10J)
- S110 Rack Mount Series (PROD-SS-10W)
- S110 Category 5e Patch Plug (PROD-SS10P)

Because we continuously improve our products, Siemon reserves the right to change specifications and availability without prior notice.

North America

P: (1) 860 945 4200

Asia Pacific

P: (61) 2 8977 7500

Latin America

P: (571) 657 1950/51/52

Europe

P: (44) 0 1932 571771

China

P: (86) 215385 0303

India, Middle East & Africa

P: (971) 4 3689743

Siemon Interconnect Solutions

P: (1) 860 945 4213
www.siemon.com/SIS

Mexico

P: (521) 556 387 7708/09/10

WWW.SIEMON.COM

SS_ConnectingBlocks_S110ConnectionSystem_RevL 4/22

