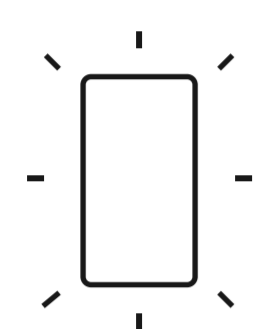
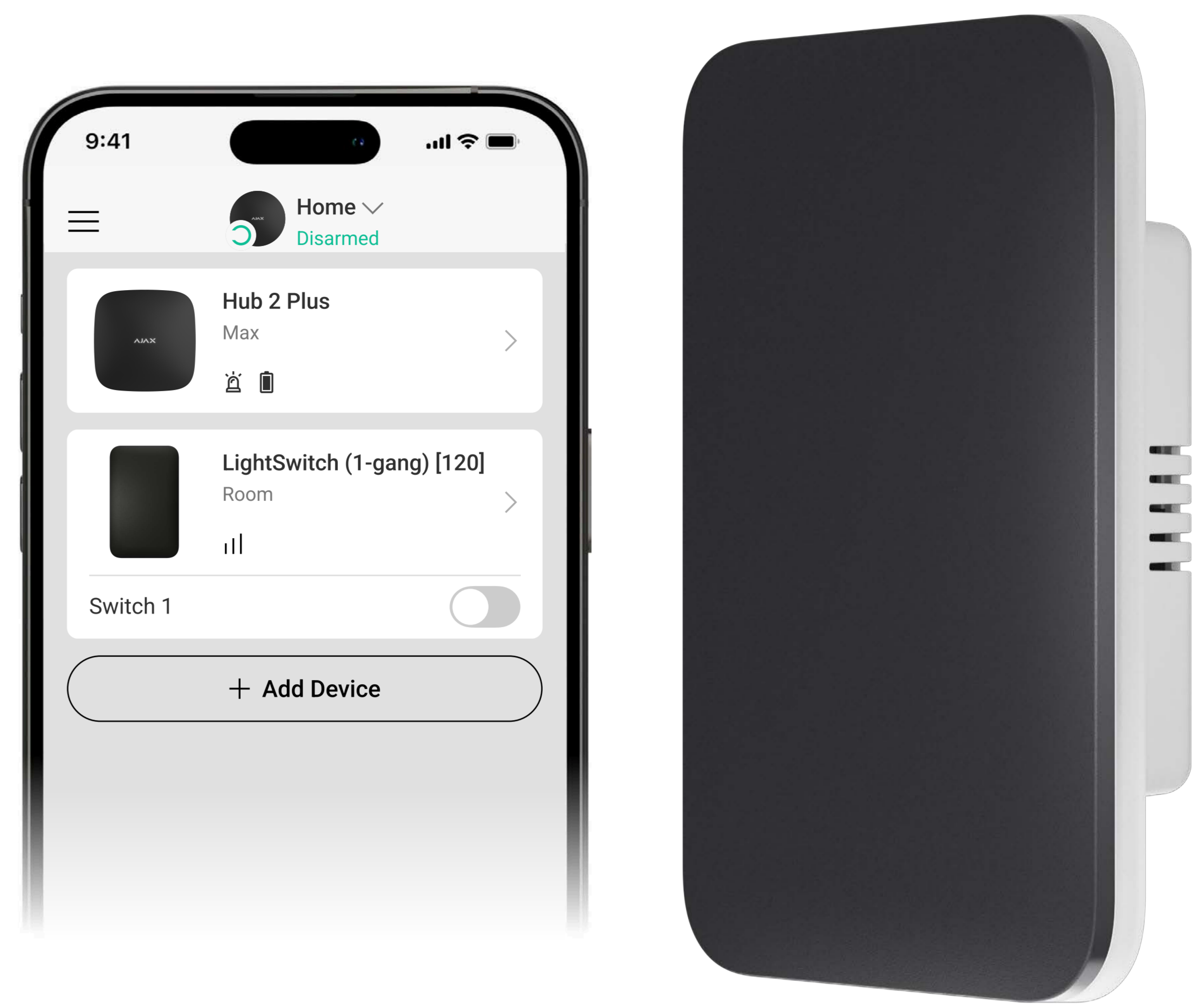



# LightSwitch (1-gang) [120] Jeweller

Smart touch 1-gang light switch



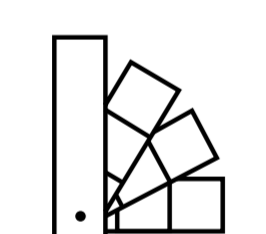
## Alternative to any switch

- Large touch-sensitive panel for contactless operation
- Non-dazzling LED backlight
- Frames for installing up to 5 switches
- Series includes 1-gang, 3-way and 4-way switches




## Jeweller communication technology

- Up to 3,600 ft (1,100 m) of radio communication with a hub in an open space
- Encryption for secure data transmission
- Regular polling to display current device statuses



## Fits any interior

The touch-sensitive switch panels are available in 8 different colors, making them suitable for installation in various locations, including homes, offices, and workplaces.



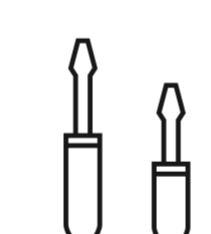
## New comfort level

- Remote control and configuration in Ajax apps
- Timer-based turning off
- Automation scenarios
- Overcurrent and temperature protection
- Operates without an internet connection



## Quick installation and setup

- No neutral wire required
- Can be installed without changing the wiring
- Complies with the standard NA form factor (120)
- Pairing with the system by QR code scanning in the Ajax app



## LightSwitch components

LightSwitch is a prefab device, with each component available for separate purchase. Components are easily installed by attaching to each other.

### Relay

Controls the power of a lighting device



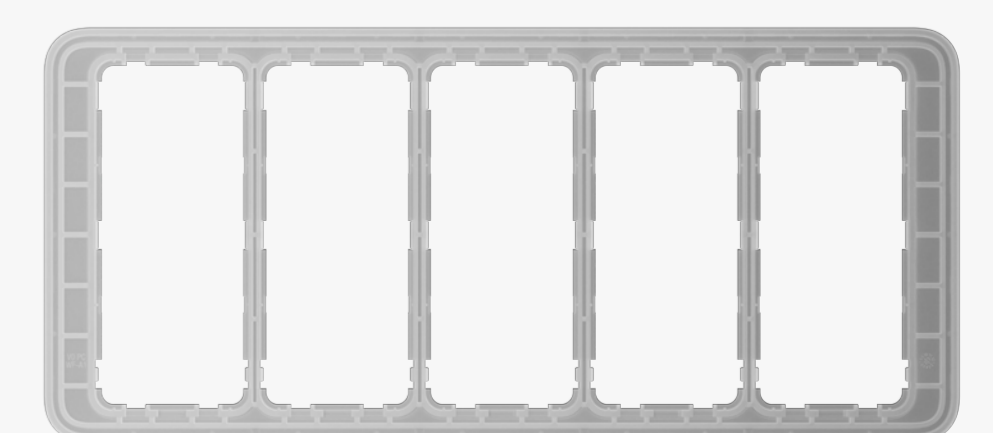
### Touch-sensitive panel

Colored touch-sensitive front panel of the switch



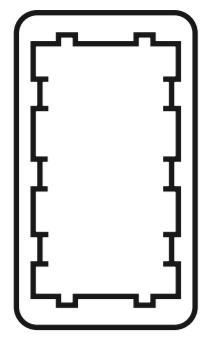
### Frame

Plastic frame for installing 2 to 5 switches in a row



When installing a single switch device, the front touch-sensitive panel and the frame come as one component. If you plan to install multiple devices in a row, you will need to purchase a frame along with the required touch-sensitive panels.





## Configurations variability

LightSwitch can be installed either separately or within a frame as part of a set that includes other LightSwitch light switches.



Single switch




Set of switches



## Switches and outlets configurator

Assemble your own set of Ajax switches




[ajax.systems/tools/switches-and-outlets-configurator/](https://ajax.systems/tools/switches-and-outlets-configurator/)

<p><b>Compatibility with hubs and range extenders</b></p>  <p>For detailed information, scan the QR code or follow the link: <a href="https://ajax.systems/tools/devices-compatibility/?models=LS.1G120.J">ajax.systems/tools/devices-compatibility/?models=LS.1G120.J</a></p>	<p><b>Communication with hub</b></p> <p><b>Jeweller communication technology</b></p> <p><b>Communication range</b> up to 3,600 ft (1,100 m) In an open space</p> <p><b>Frequency bands</b> 866.0–866.5 MHz 868.0–868.6 MHz 868.7–869.2 MHz 905.0–926.5 MHz 915.85–926.5 MHz 921.0–922.0 MHz Depends on the sales region.</p> <p><b>Maximum effective radiated power (ERP)</b> up to 20 mW</p>	<p><b>Features</b></p> <p><b>Scenarios</b></p> <ul style="list-style-type: none"> <li>• by alarm</li> <li>• by security mode change</li> <li>• by temperature</li> <li>• by humidity/CO<sub>2</sub> concentration<sup>1</sup></li> <li>• by schedule</li> <li>• by activating another LightSwitch/Button</li> </ul> <p><b>Contactless touch-sensitive panel</b></p> <p><b>Night backlight</b></p> <p>1 – Scenarios by humidity and CO<sub>2</sub> concentrations are available when <a href="#">LifeQuality Jeweller</a> is added to the system.</p>	<p><b>Power supply</b></p> <p><b>Power supply voltage</b> 120 V~, 60 Hz</p> <p><b>Maximum power</b> Up to 500 W for incandescent light bulbs Up to 250 W for CFL/LED light bulbs</p> <p><b>Maximum load current</b> 4.2 A</p> <p><b>Overcurrent protection</b> more than 5 A for 5 s and 7 A for 0.3 s</p> <p><b>Temperature protection</b> more than 140 °F (more than +60 °C)</p>			
<p><b>Installation</b></p> <p><b>Operating temperature range</b> from 14 °F to 104 °F (from –10 °C to +40 °C)</p> <p><b>Operating humidity</b> up to 75% with no condensation</p> <p><b>Protection class</b> IP20</p> <p><b>Form factor of the switch</b> NA form factor (120)</p>	<p><b>Single switch components</b></p> <p>Single LightSwitch consists of two components: a relay and a touch-sensitive panel.</p> <p><b>Relays</b> LightCore (1-gang) [120] Jeweller</p> <p><b>Touch-sensitive panel</b> SoloButton (1-gang) [120]</p>	<p><b>Combined switch components</b></p> <p>Combined switch consists of 2, 3, 4, or 5 switches installed in one frame.</p> <table border="0"> <tr> <td><b>Relays</b> LightCore (1-gang) [120] Jeweller</td> <td><b>Frames</b> Frame (2 seats) [120] Frame (3 seats) [120] Frame (4 seats) [120] Frame (5 seats) [120]</td> </tr> <tr> <td><b>Touch-sensitive panels</b> CenterButton (1-gang) [120] SideButton (1-gang) [120]</td> <td></td> </tr> </table>	<b>Relays</b> LightCore (1-gang) [120] Jeweller	<b>Frames</b> Frame (2 seats) [120] Frame (3 seats) [120] Frame (4 seats) [120] Frame (5 seats) [120]	<b>Touch-sensitive panels</b> CenterButton (1-gang) [120] SideButton (1-gang) [120]	
<b>Relays</b> LightCore (1-gang) [120] Jeweller	<b>Frames</b> Frame (2 seats) [120] Frame (3 seats) [120] Frame (4 seats) [120] Frame (5 seats) [120]					
<b>Touch-sensitive panels</b> CenterButton (1-gang) [120] SideButton (1-gang) [120]						



For detailed information, scan the QR code or follow the link:

[ajax.systems/support/devices/lightswitch-1-gang-120-jeweller/](https://ajax.systems/support/devices/lightswitch-1-gang-120-jeweller/)

-  [support@ajax.systems](mailto:support@ajax.systems)
-  [@AjaxSystemsSupport\\_Bot](https://twitter.com/AjaxSystemsSupport_Bot)
-  [ajax.systems](https://ajax.systems)