

CX-DESPK Remote Speaker Station

INSTALLATION INSTRUCTIONS

THIS PACKAGE INCLUDES:

- (1) Foam Gasket
- (2) #6-32 X 3/4" Phillips Oval Head S/S Screws
- (1) Tamper-proof driver
- (2) #6-32 x 3/4" Tamper-proof screws
- (2) Keys

1. GENERAL DESCRIPTION

CAMDEN DOOR CONTROLS CX-DESPK Speaker station is designed for industrial and commercial applications, where both audio and visual indication is required. The RGB LED is capable of visually displaying three distinct colors for designated states: red, green, and yellow. The 8-ohm speaker can provide audio messages remotely. This unit requires 12V DC to operate.

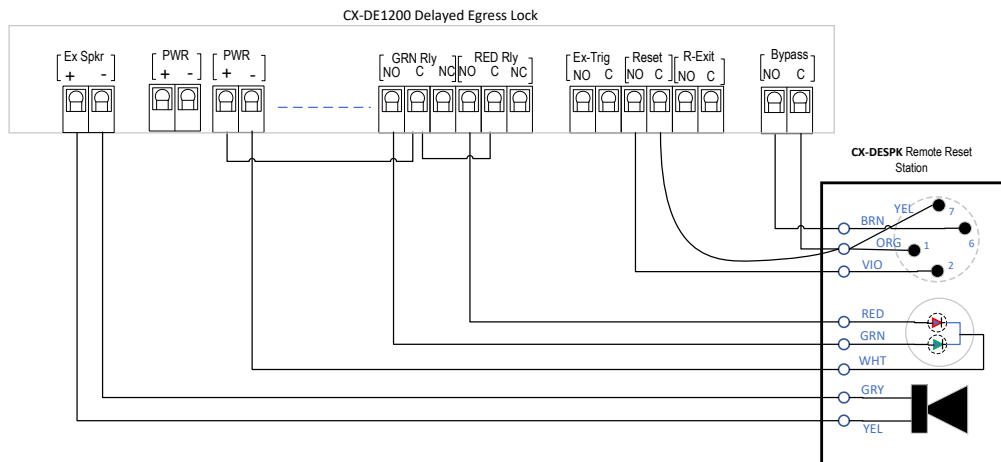
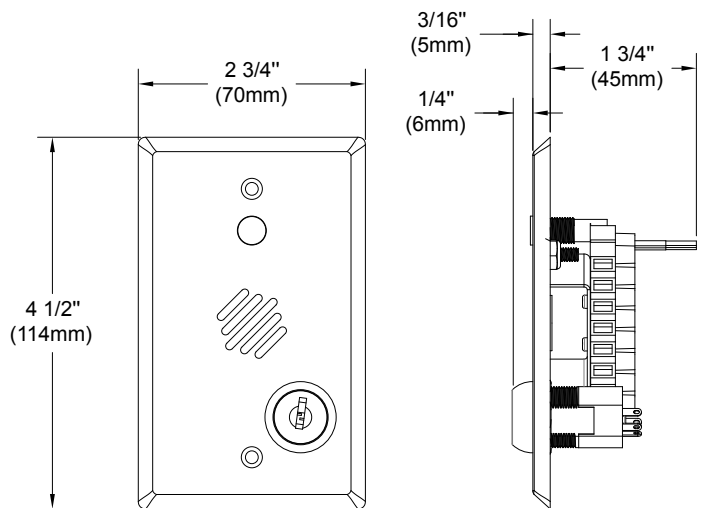
2. APPLICATION

Camden remote speaker station is ideal for applications that require a visual and audio capabilities such as a remote speaker station for delayed egress locks, emergency call or intercom systems. It can be surface or flush mounted. Camden remote speaker station is designed to be wired to delayed egress maglocks, emergency call systems and other low voltage systems.

3. WIRING

Device	Wire Color	Connection
RGB LED	Red	+ 12 VDC
	Green	+12 VDC
	White	Negative
Speaker	Yellow	+ EX-SPK
	Grey	- EX-SPK
Key Switch	Orange	Reset Common
	Violet	Reset NO
	Brown	Bypass NO
	Yellow	Bypass Common

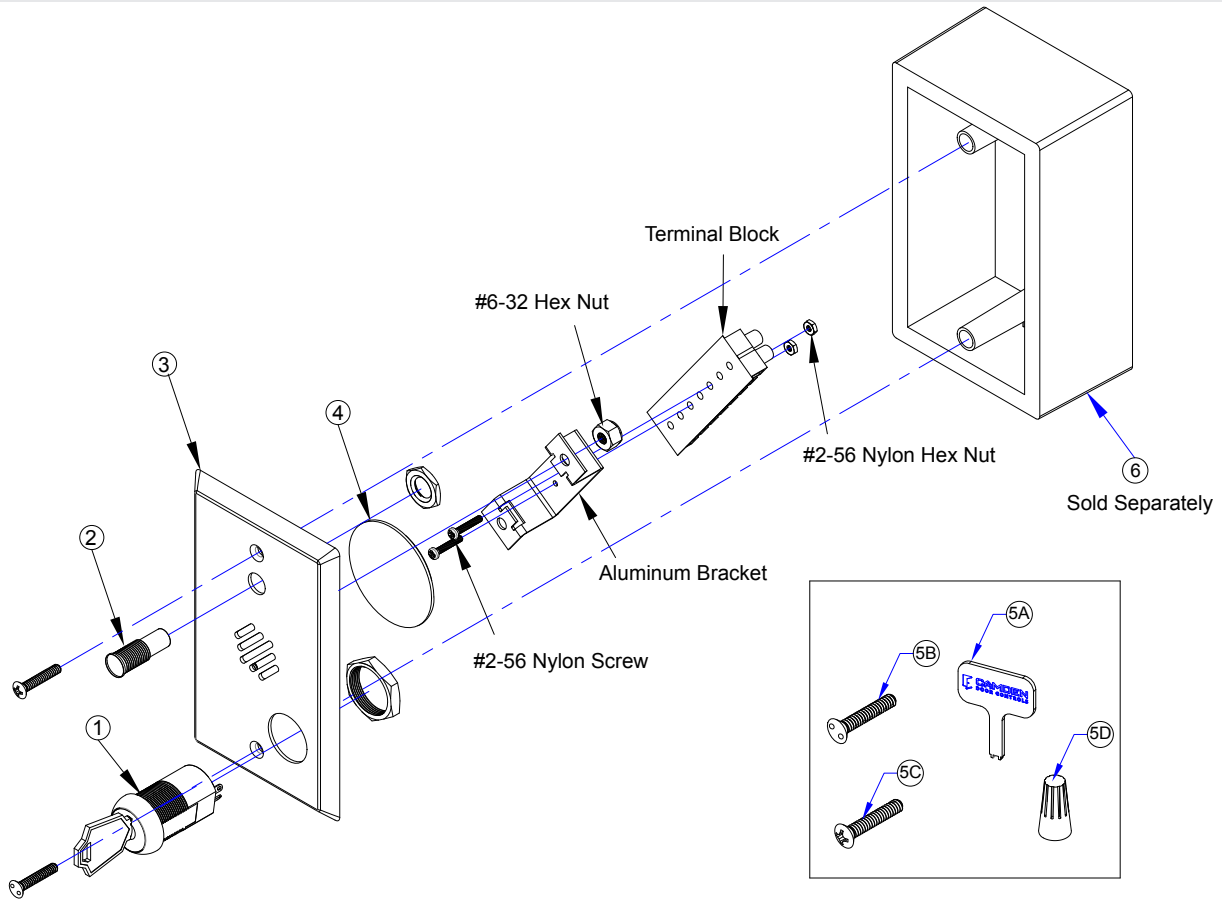
4. FRONT AND SIDE VIEW - CX-DESPK



CX-DESPK REMOTE SPEAKER STATION INSTALLATION INSTRUCTIONS

CX-DESPK is supplied with a stainless-steel faceplate that can be easily mounted to a single gang electrical box. Only 1-3/4" depth is required!

5. PARTS INFORMATION



MODEL NUMBERS

ITEM NUMBER	MODEL NUMBER	QTY	DESCRIPTION
1	60-68G005	1	RESET KEY SWITCH
2	60-73C019	1	12 VOLT TRI COLOR LED
3	60-49H037	1	STAINLESS STEEL SINGLE GANG FACEPLATE
4	60-64B000	1	8-OHM, 1.5 WATTS SPEAKER

PARTS KIT

ITEM NUMBER	PART NUMBER	QTY	DESCRIPTION
5.	60-34B074	1	(A) KEY FOR TAMPER PROOF SCREWS (SNAKE EYE) W/CAMDEN LOGO (B) SNAKE EYE TAMPER-PROOF SCREW 6-32 X 3/4" (C) 6-32 X 3/4 PHILLIPS OVAL HEAD S/S SCREW (D) GREY PLASTIC WIRE NUT C/W SPRING

COMPATIBLE MOUNTING BOXES

ITEM NUMBER	PART NUMBER	DESCRIPTION
6.	CM-34D	SURFACE MOUNT BOX WITH EXTRA DEPTH HEAVY DUTY GREY POLYMER 4 1/2"H X 2 3/4"W X 1 3/4"D [114MM X 70MM X 44MM]
	CM-34BL	SINGLE GANG BLACK ABS BOX, SURFACE MOUNT 4 5/8"H X 2 7/8" W X 1 3/4"D (117MM X 73MM X 44MM)
	CM-34AL	SURFACE MOUNT BOX WITH STANDARD DEPTH AND THREADED CONDUIT ENTRY. HEAVY DUTY CAST ALUMINUM 2-3/4"W X 4-1/2"H X 1-3/4"D [70MM X 144MM X 44MM]