Altronix®

Rev. 08172022

T2AGK78DV

Access & Power Integration Solution for AMAG M4000

TROVE™

Altronix T2AGK78DV kit consists of Trove2 enclosure, TAG2 AMAG/Altronix backplane with one (1) 24VDC @ 6A power supply/charger, one (1) 8-output PTC access power controller, one (1) voltage regulator and one (1) 8-output PTC dual input power distribution module. This kit also accommodate up to two (2) AMAG M4000 modules for up to eight (8) doors in a single enclosure. Trove simplifies board layout and wire management, reduces installation time and labor costs.



T2AGK78DV

AMAG TECHNOLOGY
A G4S COMPANY

AMAG M4000 modules are sold separately

Key Features

- 24VDC power supply/charger
- Accommodates up to two (2) AMAG M4000 modules
- Convenient knockout configuration:
  - Single 2" diameter knockout located top center of enclosure
  - Sixteen (16) double knockouts (1" and 0.75")
- 16 AWG galvanized steel backplane simplifies board layout and wire management
- Supervision
  - AC Fail
  - Battery Fail and Battery Presence
- CE European Conformity.
- Enclosure accommodates up to four (4) 12VDC/12AH batteries
- Lifetime Warranty*

**Altronix Power Supply/Chargers and Sub-Assemblies only*

Accessories (order separately)

WM5

WM5, WM25, WM100 - Magnetic Cable Tie Mounts

Altronix WM5, WM25, and WM100 are packs of 5, 25 or 100 magnetic cable tie mounts respectively. They accommodate standard zip ties or velcro straps.
These are ideal for wire management in our Trove series.

Mounting Magnet

MM4, MM8, MM12, MM24 - Magnetic Mounting Solution

Altronix mounting magnets accommodate screws and nylon standoffs to allow for mounting various boards/accessories in any metal enclosure or backplane.

Altronix Corporation | 140 58th St | Brooklyn, NY 11220 USA
phone: +1 718.567.8181 | fax: +1 718.567.9056 | email: info@altronix.com | www.altronix.com

Altronix®

T2AGK78DV

Access & Power Integration Solution for AMAG M4000

TROVE™

Specifications

Power Supply (AL1024XB2V):

Input

Voltage	220VAC (working range 198VAC-256VAC), 50/60Hz, 2.5A
Fusing	5A/250V

Outputs

Voltage	24VDC
Current	10A @ 24VDC continuous max
Other	Overvoltage protection Filtered and regulated

Back-up Battery

Capacity	12AH /12VDC (2 within enclosure) 40 AH / 65 AH (requires separate enclosure)
Type	Sealed lead acid or gel type
Failover	Upon AC loss, instantaneous

Supervision

AC Failure	Form "C" contacts
Battery	Form "C" contacts

Indicators (LED)

Input	220VAC is present
DC Output	Powered
Battery	Discharged or not connected

Dual Input Power Distribution Module (PDS8CB):

Input

Voltage	12VDC from VR6 and 24VDC from AL1024XB2V
Input PTC	9A

Outputs

Voltage	12VDC and/or 24VDC

Any of the eight (8) power outputs are selectable to follow power Input 1 or Input 2

Individual outputs may be set to OFF position for servicing

Outputs Ratings

PTCs	2.5A

Indicators (LED)

DC Output	Eight (8) individual output LEDs
Green:	12VDC
Red:	24VDC

Voltage Regulator (VR6):

Input

Voltage	24VDC from AL1024XB2V

Output

Voltage	12VDC
Current	6A continuous
Other	Surge suppression

Indicators (LED)

Input	24VDC is present
Output	Powered

Access Power Controller (ACM8CB):

Input

Voltage	24VDC from AL1024XB2V
Input Fuse	10A/250V

Outputs

Voltage	24VDC

Eight (8) 24VDC independently controlled PTC outputs:

a) Fail-Safe and/or Fail-Secure power outputs

b) Auxiliary power outputs (unswitched)

c) Any combination of the above

Output PTCs	2.5A

Indicators (LED)

Red LEDs	Outputs are triggered (relays energized)
Green LED	FACP disconnect is triggered

T2AGK78DV Kit:

Agency Listings

CE	European Conformity

Physical and Environmental:

Dimensions (H x W x D)

Enclosure:
27.25" x 21.5" x 6.5" (692.2mm x 546.1mm x 165.1mm)

Shipping:
32.5" x 26.5" x 11.125" (825.5mm x 673.1mm x 282.6mm)

Weight (approx.)

Product:	40.1 lb. (18.2 kg)
Shipping:	43.85 lb. (19.9 kg)

Temperature

Operating	0ºC to 49ºC (32ºF to 120ºF)
Storage	– 20ºC to 70ºC (– 4ºF to 158ºF)

Relative Humidity	85% +/– 5%
BTU/Hr. (approx.):	145 BTU/Hr

T2AGK78DV

Access & Power Integration Solution for AMAG M4000

Access Controller Position Chart for the Following Models:

AMAG	Pem Mounting
M4000-DEC4, M4000-DEC4 w/M4000-DBB, M4000-IOC20/16	A



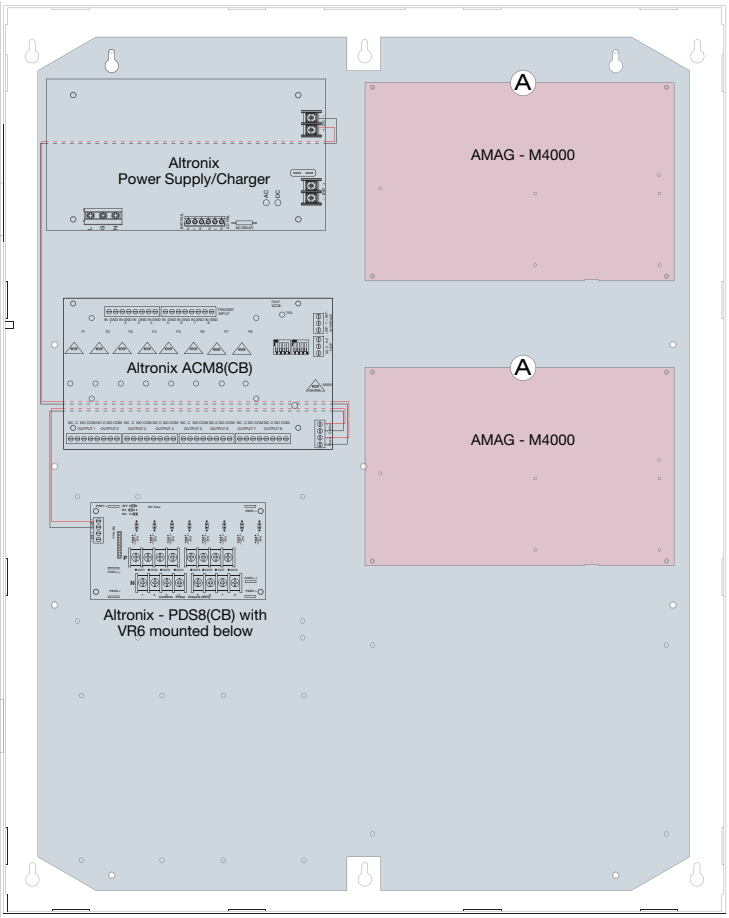

Altronix Corporation | 140 58th St | Brooklyn, NY 11220 USA
phone: +1 718.567.8181 | fax: +1 718.567.9056 | email: info@altronix.com | www.altronix.com

T2AGK78DV

Access & Power Integration Solution for AMAG M4000

Dimensions and Drawing

Dimensions (H x W x D approximate)

27.25” x 21.5” x 6.5” (692.2mm x 546.1mm x 165.1mm)

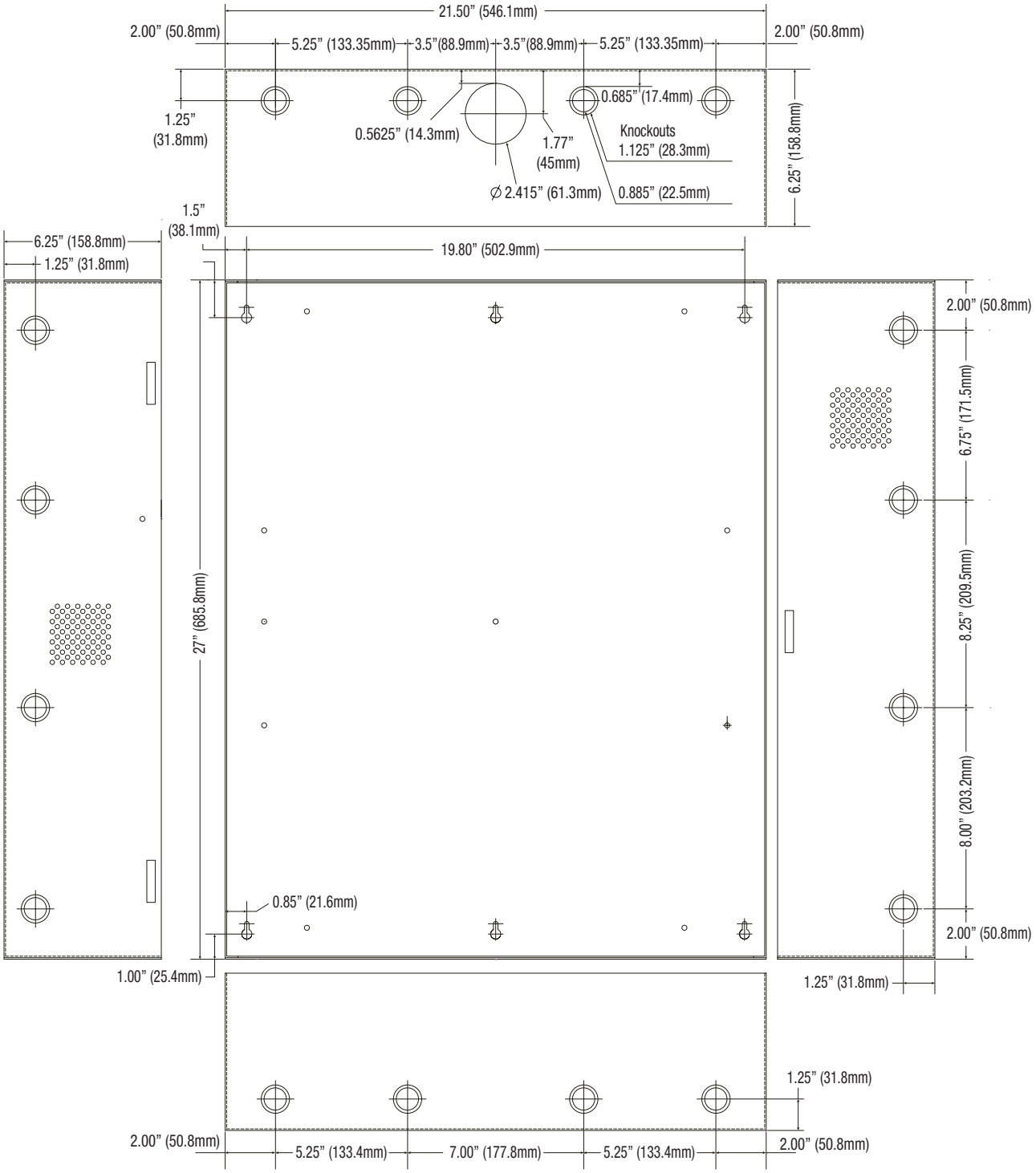

Altronix Corporation | 140 58th St | Brooklyn, NY 11220 USA
phone: +1 718.567.8181 | fax: +1 718.567.9056 | email: info@altronix.com | www.altronix.com