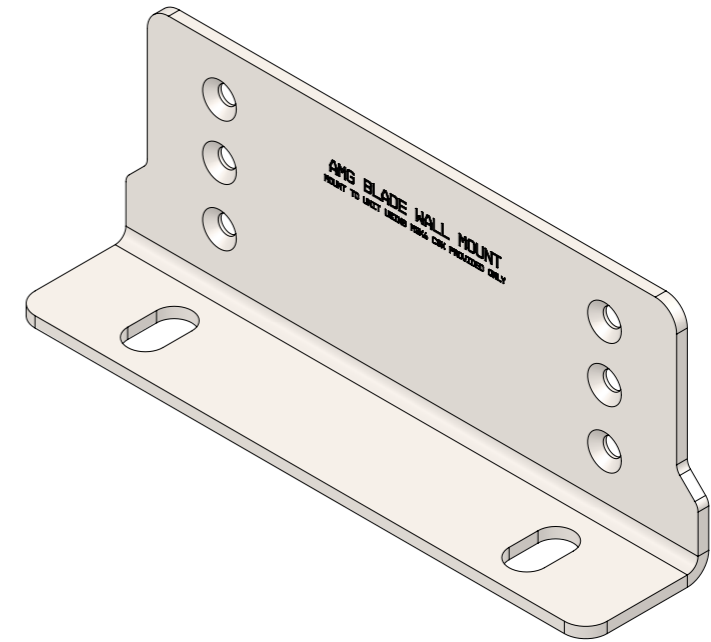
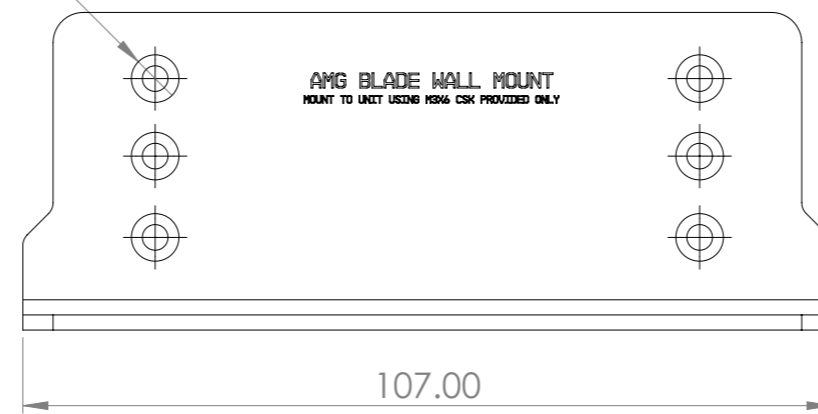
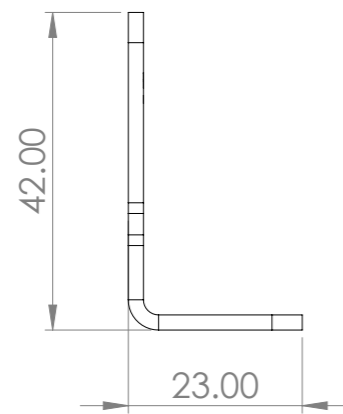


| REVISION | DRN BY | DRN DATE | CHK BY | CHK DATE | CHANGE DESCRIPTION |
|----------|--------|----------|--------|----------|--------------------|
| 01 | JMc | 18/12/24 | TE | 18/12/24 | Initial drawing |
| - | - | - | - | - | - |
| - | - | - | - | - | - |



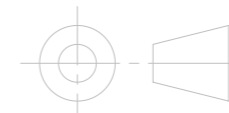
6 x ϕ 3.40 ∇ 7.50
 \sphericalangle ϕ 6.30 X 90°



DEBURR AND BREAK SHARP EDGES
DO NOT SCALE DRAWING
UNLESS OTHERWISE SPECIFIED:
DIMENSIONS ARE IN MILLIMETERS
TOLERANCES:
LINEAR: +/- 0.1
ANGULAR: +/- 0.5



| | |
|--|--------------|
| DWG NO. M33733 | |
| TITLE: AMG2036 Wall Mount Bracket | |
| FINISH: | REVISION |
| MATERIAL: | A3 |
| Document is property of AMG Systems Ltd and must not be shared, copied or printed without prior consent. | SHEET 1 OF 1 |



SCALE:1:1