

## COMPATIBILITY

LONGSPAN Max devices are compatible with all standard LONGSPAN Base 8, LONGSPAN Base, Camera and Lite devices. For full details of distances, available POE and the recommended power supplies, please see the tables in the LONGSPAN Application Notes and Datasheets.

## POWER SUPPLIES

PRODUCT CODE	DESCRIPTION	POWER
VPSU-12V-U	Universal 12V DC PSU	-
VPSU-POE-100	56-57V DC PSU	100W
VPSU-POE-240	56-57V DC PSU	240W

## SURGE PROTECTION

Any LONGSPAN network design for outdoor applications must incorporate the appropriate level of surge protection to avoid invalidation of warranty due to electrical storm damage. It is the responsibility of the system installer to ensure the correct level of protection.

**This device complies with Part 15 of the FCC Rules.** Operation is subject to the following two conditions: (1) this device may not cause harmful interference, and (2) this device must accept any interference received, including interference that may cause undesired operation.

*NOTE: This equipment has been tested and found to comply with the limits for a Class A digital device, pursuant to Part 15 of the FCC Rules. These limits are designed to provide reasonable protection against harmful interference when the equipment is operated in a commercial environment. This equipment generates, uses, and can radiate radio frequency energy and, if not installed and used in accordance with the instruction manual, may cause harmful interference to radio communications. Operation of this equipment in a residential area is likely to cause harmful interference in which case the user will be required to correct the interference at their own expense.*

### Surge Protection

All Veracity products have been independently tested to verify their resilience to the stringent immunity levels of international standards. Users should note that no electronic equipment can be guaranteed to be completely protected at levels beyond the defined standard; therefore product warranty cannot include damage to products which has been caused by surges exceeding those of the standards specified, for example lightning strike activity. It is the user's responsibility to implement relevant surge protection measures, as appropriate to the installation. This may include the fitting of additional surge protection devices where required.

**Veracity UK Ltd.** Prestwick International Aerospace Park,  
4 Dow Road, Prestwick, KA9 2TU. UK

Veracity's Authorised Representative in the EU (as required by EU law for CE marked goods) is: Comply Express Unipessoal Limitada, StartUp Madeira, EV141, Campus da Penteada, 9020 105 Funchal, Portugal.

© Veracity UK Ltd 2025 QSG DV1.3EN  
LONGSPAN Max (Camera) is a  
trademark of Veracity UK Ltd  
[www.veracityglobal.com](http://www.veracityglobal.com)



## CONNECTIONS & LEDS

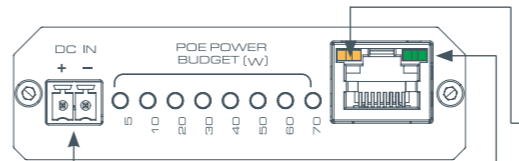


### RJ45 Connectors

10Base-T/100Base-TX, auto speed, crossover, full duplex. IEEE 802.3af/at/bt compliant.

LED	FUNCTION
RJ45 Yellow	On = link Blink = activity
RJ45 Green	On = POE enabled Blink = POE error Off = POE device not detected. Ethernet only

## POWER BUDGETS



### Optional Local Power

For maximum power output connect to a Veracity POE power supply only - in polarity shown.

Power Budget LEDs are as follows:-



LED FUNCTION	BLUE	PURPLE	RED
TOTAL POE POWER BUDGET FOR CAMERAS	On = available 5W blink = <5W	Approaching power limit	Power limit exceeded /error code

## LONGSPAN Network and Optional Hi-Power POE Input

LED	FUNCTION
RJ45 Yellow	On = link Blink = activity
RJ45 Green	On = 100Mbps Flash = 10Mbps Off = no link

### POE Power Budget LEDs

The POE power budget is the measured total available power for POE devices powered by the Camera device. Power is limited either by the power delivered over the LONGSPAN link, or by the optional local power supply.

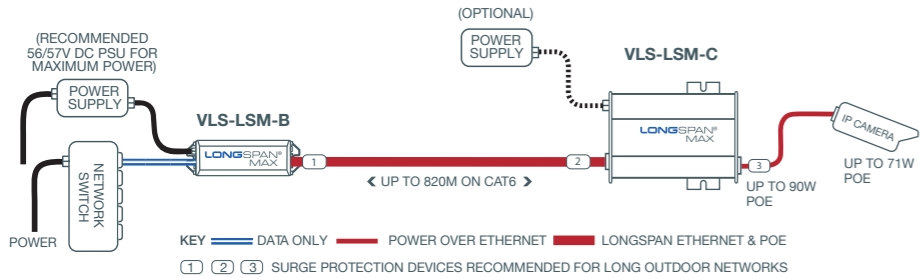
VLS-LSM-C

## QUICKSTART GUIDE

HI-POE SINGLE PORT ETHERNET EXTENDER  
**LONGSPAN**<sup>®</sup>  
MAX



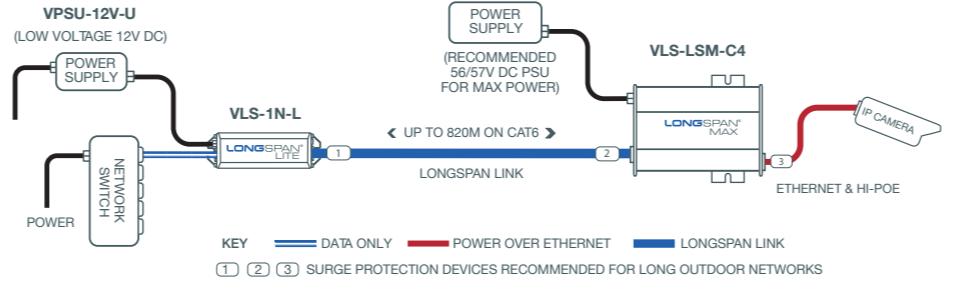
## APPLICATION DIAGRAM WITH HI-POE TRANSMISSION



- Connect a LONGSPAN Max Base to a LONGSPAN Max Camera and then to a POE camera, or other POE device.
- In this configuration, the LONGSPAN Max Base device may be powered either by a POE network switch or for maximum power, by a separate Veracity 56-57V DC power supply. (Veracity PSU options shown overleaf)

- The LONGSPAN Max Base device can output a maximum of 90W POE depending upon the optional PSU.
- See LONGSPAN Max Base and Max Camera datasheet tables for distance vs power levels.
- Cat6 cable is recommended for increased POE delivery at distance.

## APPLICATION DIAGRAM LOCAL POWER SUPPLY



- Connect a LONGSPAN Lite to a LONGSPAN Max Camera and then to a POE camera or other POE device. No POE is delivered over the LONGSPAN link.
- In this configuration it is necessary to power the LONGSPAN Lite device with a 12V DC power supply and the Max Camera device with a Veracity 56-57V DC power supply. (see PSU options)

- The LONGSPAN Max Camera device can output up to 90W POE per port, but may be dependent on the total power available from the local PSU.
- The distance between the Camera and the powered POE device may be up to 100m, although the delivered power will reduce with distance.
- See the LONGSPAN Max Camera datasheet table for POE output power budgets & PSU options.

## LONGSPAN MAX (CAMERA) DIMENSIONS

