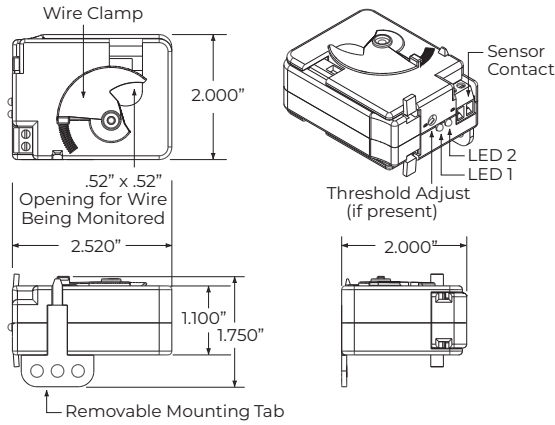


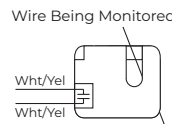
### AC CURRENT SWITCHES

#### RIBXG SERIES

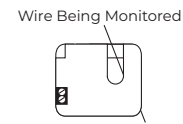
Current Switches, Split Core, Fixed, Adjustable, or Self-Calibrated, Up to 150 Amps Sensing Range, Terminal Strip or Wire Lead Output



RIBXGA



RIBXGTF



#### SPECIFICATIONS

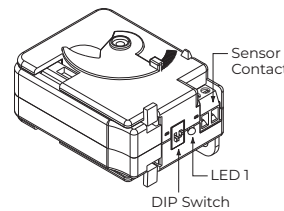
|                                |  |
|--------------------------------|--|
| <b>Operating Temperature</b>   | -30 to 140° F  |
| <b>Humidity Range</b>          | 5 to 95% (noncondensing)   |
| <b>Max Sense Voltage</b>       | 600 Vac  |
| <b>Max Switching Current</b>   | .4 Amps Max  |
| <b>Switching Voltage Range</b> | 30 Vac/dc  |
| <b>Mounting/Installation</b>   | Removable mounting tab provided. The wire clamp locks against the wire being monitored, securing the unit in place.  |
| <b>Sensor Contact</b>          | Solid State Switch SPST<br><br>When sensor contact is off (open), leakage: <30 uA @ 30Vac/dc<br><br>When sensor contact is on (closed), voltage drop: <.3 Vac/dc @ .1 Amp <1.6 Vac/dc @ .4 Amp |
| <b>Sensor Contact Status</b>   | Current below threshold: Open<br>Current above threshold: Closed   |
| <b>Origin</b>                  | Made of US and non-US parts  |
| <b>Approvals</b>               | UL Listed, C-UL, CE, RoHS, UL916 (All models)<br><br>UL864, California State Fire Marshal (RIBXGTF, RIBXGTA, RIBXGTA-SCAL, RIBXGA-ECM)   |

#### SELF-CALIBRATING SWITCHES (-SCAL MODELS)

The SCAL unit begins the 30 second self-calibration process the first time current is applied in the operating range. The threshold is then set. Subsequent calibrations may be performed by moving SW1 to the position opposite of its current position with or without current applied (hands can be safely away from live voltage). Once current begins flowing, or if it already is, the calibration process will begin. At the end of the 30 seconds, amperage will be read and set as the threshold. SW2 in the ON position provides a 15% (+/-3%) differential. In the OFF position, it provides a 25% (+/-3%) differential. SW2 can be selected at anytime and does not affect the threshold setting. Current in-range closes the sensor contact. Current above or below range opens the sensor contact.

#### -SCAL LED TABLE

|                         |                         |
|-------------------------|-------------------------|
| <b>LED Off</b>          | No Current              |
| <b>2 Winks</b>          | Current Below Range     |
| <b>3 Winks</b>          | Current In Range        |
| <b>4 Winks</b>          | Current Above Range     |
| <b>Continuous Winks</b> | Calibration In Progress |



Example: With a current of 10 amps set as the threshold and a 15% differential, sensor contact will be closed between 8.5 amps and 11.5 amps and open outside of this range. A small amount of hysteresis is provided to prevent dithering near the differential limits.

#### SELECTION GUIDE

\*Actual Threshold may be lower. For monitoring loads with standby current, Adjustable versions are recommended.

| Model #      | Sensing Range | Threshold       | Sensor Contact Termination              | LED 1           | LED 2                 |
|--------------|---------------|-----------------|---|-----------------|-----------------------|
| RIBXGF       | .35-150 Amp   | Fixed, .35 Amp* | Wht/Yel 16" 18 AWG Wire Leads           |                 |                       |
| RIBXGFL      | .75-150 Amp   | Fixed, .75 Amp* | Wht/Yel 16" 18 AWG Wire Leads           | Over Trip Point |                       |
| RIBXGTF      | .35-150 Amp   | Fixed, .35 Amp* | Terminal Strip, Accepts #14-22 AWG Wire |                 |                       |
| RIBXGTFLL    | .75-150 Amp   | Fixed, .75 Amp* | Terminal Strip, Accepts #14-22 AWG Wire | Over Trip Point |                       |
| RIBXGA       | .75-150 Amp   | Adjustable      | Wht/Yel 16" 18 AWG Wire Leads           | Over Trip Point | Under Trip Point      |
| RIBXGTA      | .75-150 Amp   | Adjustable      | Terminal Strip, Accepts #14-22 AWG Wire | Over Trip Point | Under Trip Point      |
| RIBXGA-SCAL  | 3-150 Amp     | Self-Cal.       | Wht/Yel 16" 18 AWG Wire Leads           | See -SCAL Table |                       |
| RIBXGTA-SCAL | 3-150 Amp     | Self-Cal.       | Terminal Strip, Accepts #14-22 AWG Wire | See -SCAL Table |                       |
| RIBXGTA-ECM  | .25-150 Amp   | Adjustable      | Terminal Strip, Accepts #14-22 AWG Wire | Over Trip Point | Load Current Detected |