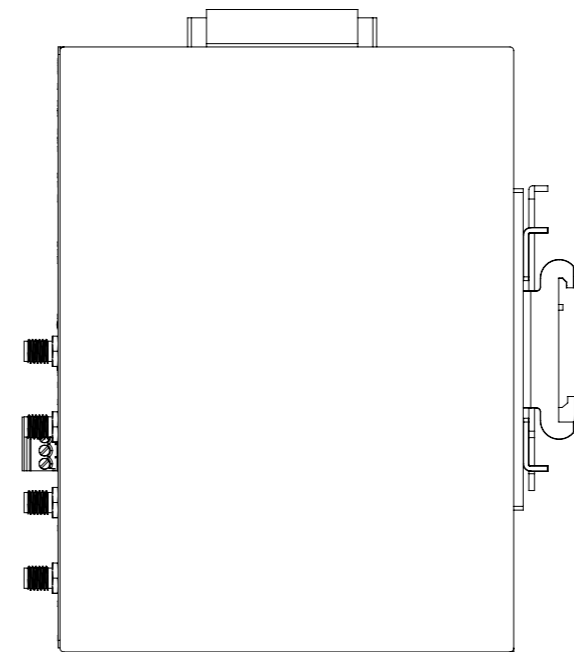
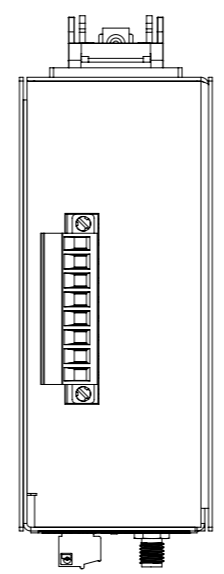
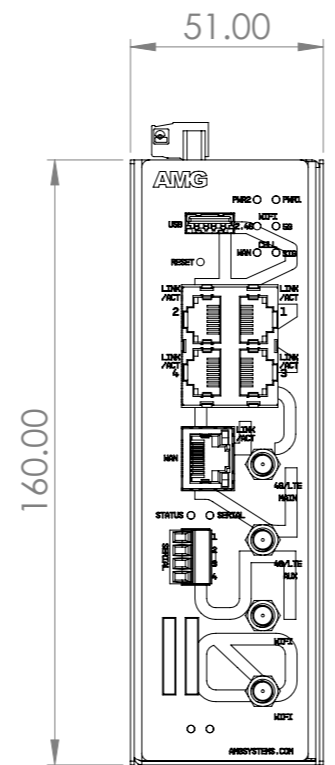
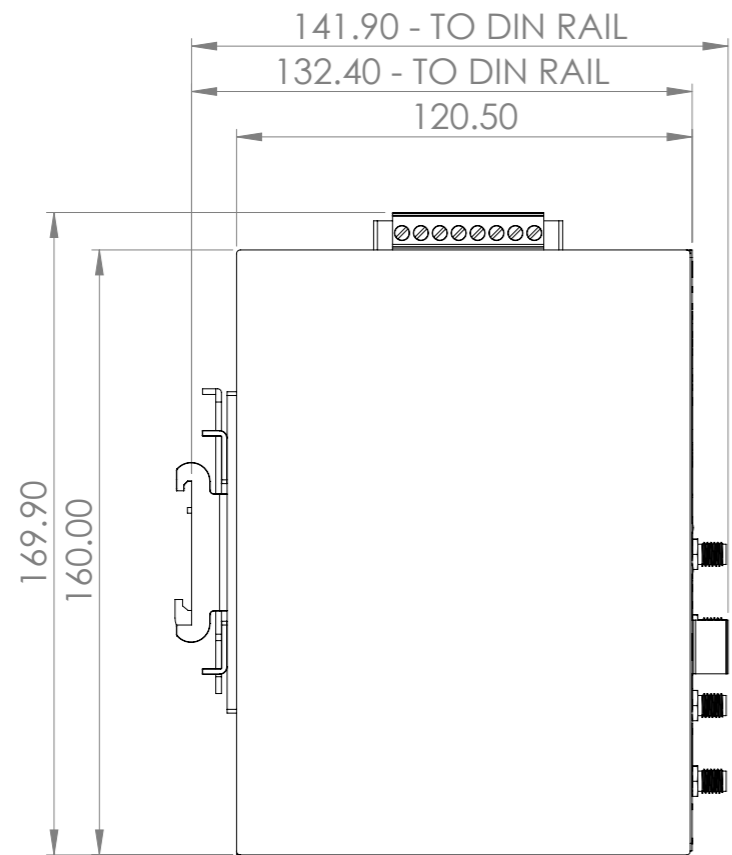


REVISION	DRN BY	DRN DATE	CHK BY	CHK DATE	CHANGE DESCRIPTION
01	JMc	26/06/24	TE	26/06/24	Initial drawing
-	-	-	-	-	-
-	-	-	-	-	-



DEBURR AND BREAK SHARP EDGES
DO NOT SCALE DRAWING

UNLESS OTHERWISE SPECIFIED:
DIMENSIONS ARE IN MILLIMETERS
TOLERANCES:
LINEAR: +/- 0.1
ANGULAR: +/- 0.5

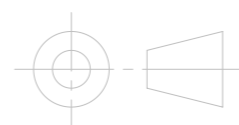


DWG NO.
AMG750-1G-4G-1E4


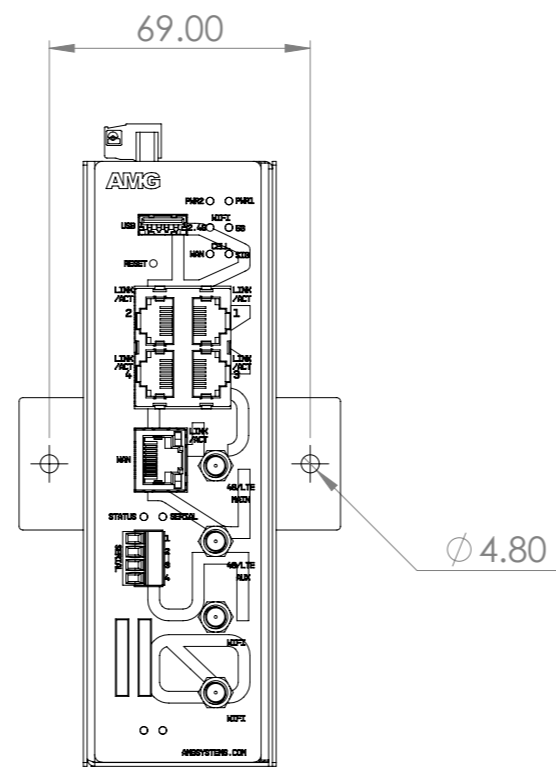
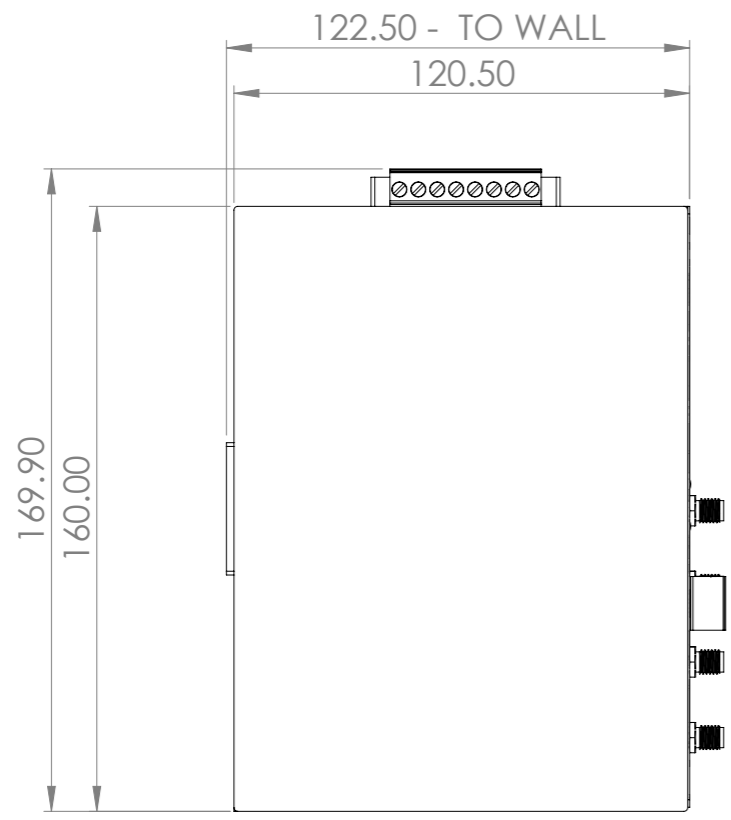

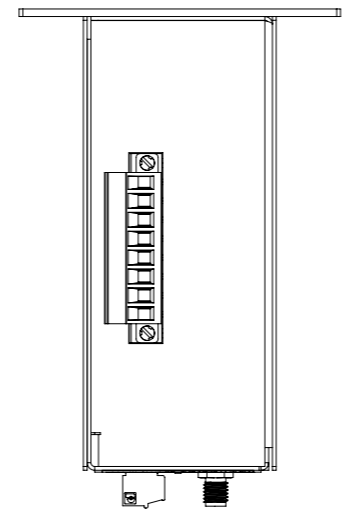
TITLE:
AMG750-1G-4G-1E4

FINISH:	REVISION 01
MATERIAL:	A3
Document is property of AMG Systems Ltd and must not be shared, copied or printed without prior consent.	SHEET 1 OF 2

SCALE:1:2



REVISION	DRN BY	DRN DATE	CHK BY	CHK DATE	CHANGE DESCRIPTION
01	JMc	-	TE	-	Initial drawing
-	-	-	-	-	-
-	-	-	-	-	-



DEBURR AND BREAK SHARP EDGES DO NOT SCALE DRAWING UNLESS OTHERWISE SPECIFIED: DIMENSIONS ARE IN MILLIMETERS TOLERANCES: LINEAR: +/- 0.1 ANGULAR: +/- 0.5		DWG NO. AMG750-1G-4G-1E4	
TITLE: Default		REVISION 01	
FINISH: Natural MATERIAL: _		A3	
Document is property of AMG Systems Ltd and must not be shared, copied or printed without prior consent.		SCALE:1:2	SHEET 2 OF 2

