

Patch and Splice Fiber Terminal Enclosure

The HyperDrop PAS™ Compact provides a compact, versatile, and functional solution for FTTH network connections. It features a main fiber feed express port and 8 branch ports. These cost-effective closures are fully sealed units which can be used in any network topology. They are particularly useful for installing in a small hand hole. There is one 24-fiber splice tray included that includes either a 1x8 PLC splitter or 3-meter long pigtail.



KEY FEATURES

- Robust GF-PP housing to withstand acidic and alkaline environments
- Mechanical compression technology provides cost-effective, reliable sealing
- Sealed IP68 rated and can be used both aerially and below grade
- 8 drop ports can accommodate flat or round drop cables
- 24 splice capacity
- 1x8 PLC splitter or 3-meter long pigtail options
- Aerial installation kit is included

ORDERING INFORMATION

Part Number	Description
HDPAS-SA1-S8	HyperDrop PAS™ Compact (Patch and Splice) with 1x8 splitter
HDPAS-SA1-P8	HyperDrop PAS™ Compact (Patch and Splice) with 3-meter long pigtail

INCLUDED ACCESSORIES

- Splice enclosure
- 8 simplex SC/APC adaptors
- 8 flat-drop grommets
- 8 large grommets (6-7mm cable)
- 8 medium grommets (4.5-6mm cable)
- 8 small grommets (3-4 mm cable)
- 8 plastic nuts
- Drop cable nut tool
- Aerial installation kit
- 1x8 PLC splitter (HDPAS-SA1-S8 only)
- 3-meter long pigtail (HDPAS-SA1-P8 only)


OPENING AND CLOSING THE ENCLOSURE



1. Lift the latches on the side of the enclosure.
2. Raise the lid to gain access to the internal trays.

The process to close the enclosure is the reverse of opening the enclosure.

TRUNK FIBER PREP



Strip a minimum of 18-inches from the cable jacket. If there is a strength member in the trunk, leave about 2-inches available to secure into the enclosure.

TRUNK FIBER INSTALLATION



1. Raise the splice tray to gain access to the cable clamps.




2. Remove the metal bar on the bottom of the enclosure to remove the plastic cover and large rubber plug with two holes..




3. Carefully cut a slit onto the sides of the rubber plug.



4. Feed the exposed fiber into the modified rubber plug.



5. Gently slide the cable into the rubber plug.



6. Feed the cable into the enclosure. Secure the strength member before tightening the cable clamps.



7. Reinstall the plug, cover and locking bar onto the enclosure.

DROP CABLE INSTALLATION



1. Remove the drop cable nuts with the included tool. Feed the drop cable into the smallest grommet that will fit the cable.
2. Secure the drop cable into the enclosure.

WALL MOUNTING



Use the included screws to attach the enclosure to a wall.

POLE MOUNTING



Attach the pole mount bracket to rear of the enclosure. Feed the pole clamp through the slots on the bracket.

AERIAL MOUNTING



Attach the aerial mounting brackets to the enclosure with the brackets installed on top of the upper mounting holes.

WARRANTY

The Limited Warranty set forth below is provided for LYNN, Platinum Tools and TechLogix Network branded products, manufactured and supplied by NSI-LYNN Electronics, and provided through an authorized reseller as determined by NSI-LYNN Electronics. This warranty provides you with specific legal rights, and you may also have other rights which vary from state to state.

Unless otherwise noted, LYNN, Platinum Tools and TechLogix products carry a 1 Year Limited Warranty when purchased by you and delivered to you in new condition in its original container. Products are warranted against defects in materials or workmanship for the period of 1 year after the initial date of purchase from an authorized reseller.

Select LYNN, Platinum Tools and TechLogix products carrying a "Lifetime Warranty" are marked as such and are warranted against defects in materials or workmanship for the life of the product in the original installation or the period of 25 years after the initial date of purchase from an authorized reseller, whichever comes first, provided the products are used in their intended application as determined by LYNN.

A list of authorized resellers is available directly from NSI-LYNN Electronics.

When returning a Product for warranty service, you must first contact LYNN directly and obtain an "RMA Number." The shipping charges must be prepaid and the Product should be shipped in its original container, or an equivalent, properly packed to withstand the hazards of shipment and be fully insured. LYNN will not accept for return any Product which is not defective. Any returned Product determined by LYNN in its sole discretion not to be defective will be returned to you.

Within 30 days of LYNN's receipt of a defective Product which is determined by LYNN in its sole discretion to be defective upon inspection, LYNN will, at LYNN's sole election, (1) repair the product with new or comparable rebuilt parts, or (2) replace the Product with a new or refurbished Product or equivalent Product as determined by LYNN, and LYNN will ship the repaired or replaced Product to you at no charge.

LYNN may in the future make substitutions or design changes in the same or similar products without notice to you and without any obligation to make the same or similar changes to your Product.

This warranty does not cover:

- Malfunction resulting from the use of the product other than as specified in the user manual;
- Installation-specific wiring;
- Malfunction resulting from abuse or misuse of the product;
- Malfunction occurring after repairs have been made by anyone other than LYNN or any of its authorized service representatives;
- Acts of nature;
- Lack of proper maintenance;
- Abnormal conditions of temperature, moisture, or corrosive matter;
- Any alteration in such a manner which in LYNN's judgment adversely affects the product;
- Loss of, damage to, or malfunction of the Product resulting during shipment;
- Cosmetic damage;
- and Items that are considered custom or made-to-order.

NO OTHER EXPRESS WARRANTY OR GUARANTY, EXCEPT AS MENTIONED ABOVE, GIVEN BY ANY PERSON OR ENTITY WITH RESPECT TO A PRODUCT SHALL BIND LYNN. LYNN SHALL NOT BE LIABLE FOR LOSS OF REVENUES OR PROFITS, INCONVENIENCE, EXPENSE FOR SUBSTITUTE EQUIPMENT OR SERVICE, STORAGE CHARGES, LOSS OR CORRUPTION OF DATA, OR ANY OTHER SPECIAL, INCIDENTAL, DIRECT, INDIRECT OR CONSEQUENTIAL DAMAGES CAUSED BY THE USE OR MISUSE OF, OR INABILITY TO USE, A PRODUCT, REGARDLESS OF THE LEGAL THEORY ON WHICH THE CLAIM IS BASED, AND EVEN IF LYNN HAS BEEN ADVISED OF THE POSSIBILITY OF SUCH DAMAGES. IN NO EVENT SHALL RECOVERY OF ANY KIND AGAINST LYNN BE GREATER IN AMOUNT THAN THE PURCHASE PRICE OF THE PRODUCT SOLD BY LYNN AND CAUSING THE ALLEGED DAMAGE. WITHOUT LIMITING THE FOREGOING, YOU ASSUME ALL RISK AND LIABILITY FOR LOSS, DAMAGE OR INJURY TO YOU AND YOUR PROPERTY AND TO OTHERS AND THEIR PROPERTY ARISING OUT OF USE OR MISUSE OF, OR INABILITY TO USE, THE PRODUCT NOT CAUSED DIRECTLY BY THE NEGLIGENCE OF LYNN (SOME STATES AND PROVINCES DO NOT ALLOW THE EXCLUSION OR LIMITATION OF INCIDENTAL OR CONSEQUENTIAL DAMAGES, SO THE ABOVE EXCLUSION OR LIMITATION MAY NOT APPLY TO YOU). THIS LIMITED WARRANTY STATES YOUR EXCLUSIVE REMEDY.

The provisions of the Limited Warranty shall be governed by the State of Pennsylvania in the United States, without regard to any conflicts of laws rules that would cause the application of the laws of any other jurisdiction. Any dispute arising under this Limited Warranty must be brought in the state or federal courts sitting in Montgomery County, Pennsylvania.