

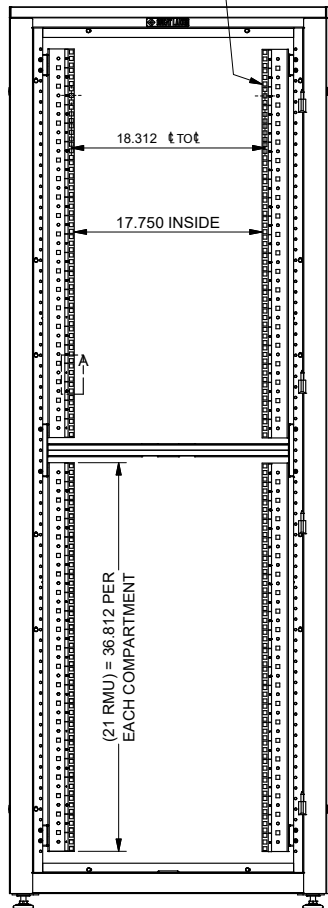
FULLY ADJUSTABLE 19"EIA EQUIPMENT RAILS, 3/8" SQ

(2) PERIMETER VENTED MESH DOORS

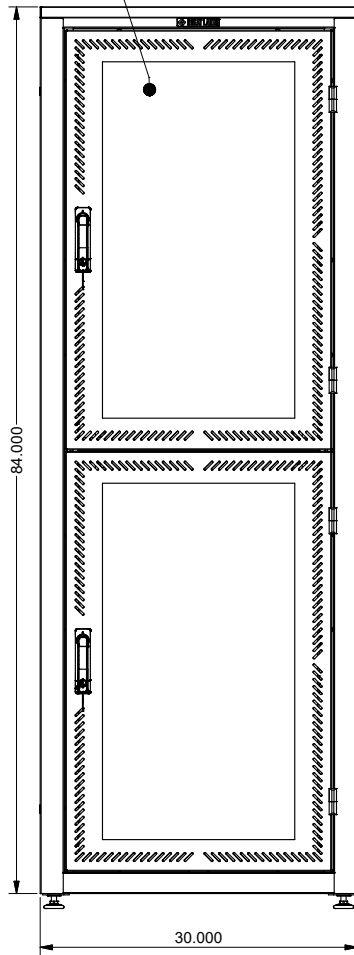
CABLE MANAGEMENT WIREWAYS SECURE FROM EACH COMPARTMENT. CABLE ENTRY CAN BE FROM TOP (AS SHOWN HERE) OR THE BOTTOM

NETWORKING HOLES FOR OPTIONAL #G101 HARDWARE

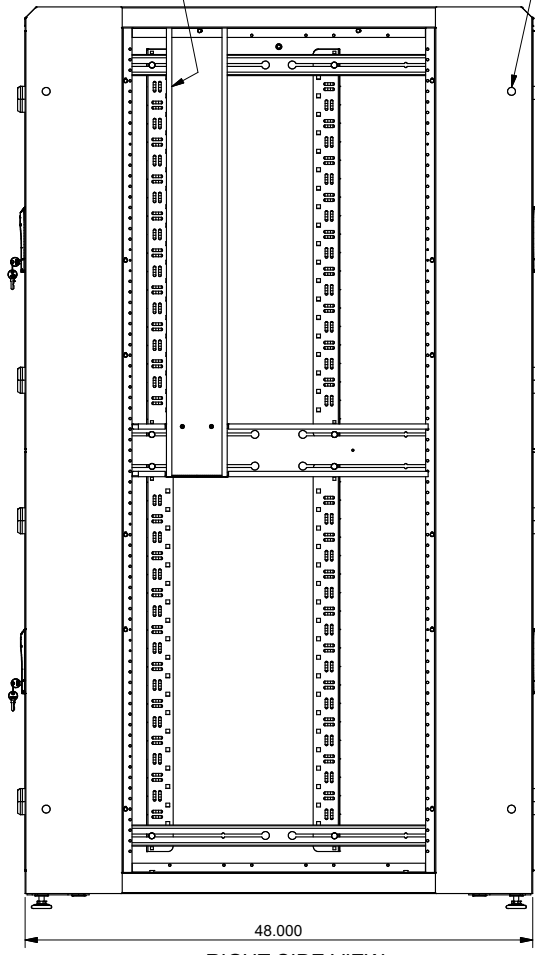
(2) PERIMETER VENTED MESH DOORS



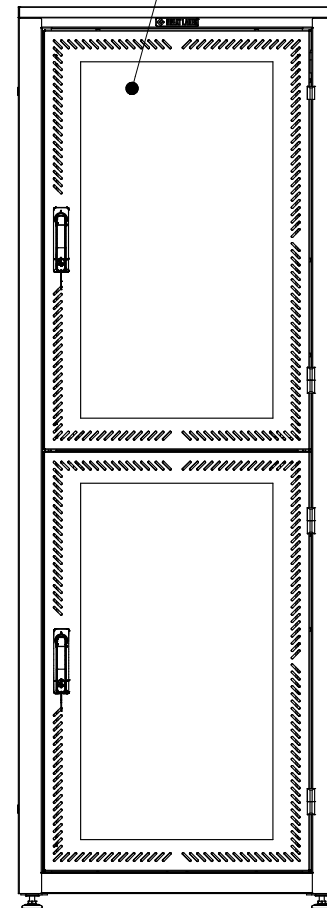
FRONT VIEW
DOORS REMOVED FOR CLARITY



FRONT VIEW



RIGHT SIDE VIEW
SIDE PANELS REMOVED FOR CLARITY



REAR VIEW

SPECIFICATIONS:
DIMENSIONS: 84"H x 30"W x 48"D; 2 bays, 21 RMU per bay
RACK SPACES: 21 RMU w/ NUMBERED RMU INDICATORS, 19" EIA 310-E COMPLIANT.
RAILS RATED AT: 1500 lbs
COLOR: DURABLE TEXTURED BLACK POWDER COATING
CERTIFICATIONS: UL 2416 STANDARD I.T. & COMMUNICATIONS EQ. ENCLOSURES.

CONSTRUCTION: 2 PAIR MOUNTING RAILS, #12 GA. C.R.S. FULLY WELDED FRAME, #14 & #16 GA. C.R.S. DOORS, SIDE PANELS, TOP & BOTTOM PANEL, #16 C.R.S.
HARDWARE: PACKAGE OF QTY-30; M6 SCREWS AND CAGE NUTS INCLUDED

INTERPRET DRAWING PER ASME Y14.5M-1994
DIMENSIONAL LIMITS APPLY AFTER APPLICATION OF FINISH
DRAWING NOT TO SCALE
TOLERANCE UNLESS OTHERWISE NOTED:
ANGULAR +/- .1
XXXX +/- .010
XXX +/- .015
XX +/- .020
X FOR REF. ONLY
UNLESS OTHERWISE SPECIFIED ALL DIMENSIONS ARE IN INCHES

NOTICE:

Use of this document is subject to a confidentiality and nondisclosure agreement with Great Lakes Data Racks & Cabinets and may not be reproduced, disclosed or utilized in whole or in part without prior written authorization from Great Lakes.

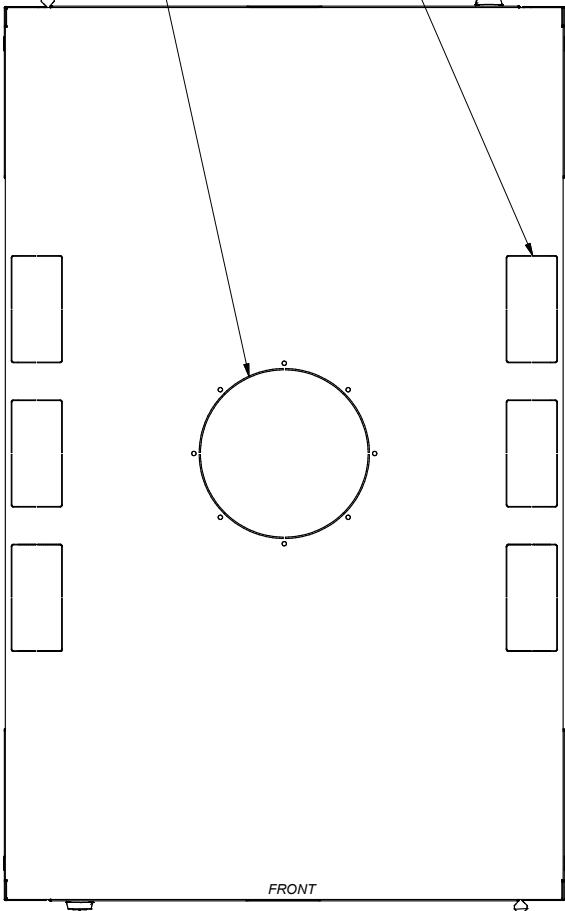
PART NUMBER: 840CL-3048-2MM	TITLE: 84"H x 30"W x 48"D, TWO-DOOR CO-LOCATION CABINET
MATERIAL TYPE:	GREAT LAKES DATA RACKS & CABINETS
MATERIAL GAUGE:	P.O. BOX 551 EDINBORO, PA 16412
FINISH:	PHONE (814) 734-7020 FAX (814) 734-3907
	E-MAIL info@greatlakes.com

EST. WEIGHT: N/A
THIRD ANGLE PROJECTION

DRAWN: JL	DATE: 9/7/2008	DWG NO.:	REV:
CHECKED & APP:	DATE:	840CL-3048-2MM	

KNOCKOUT FOR OPTIONAL
550 CFM EXHAUST FAN,
110 VAC, PART #7217-10

(6) CABLE ACCESS
KNOCKOUTS ARE
5.75" x 2.75" EACH



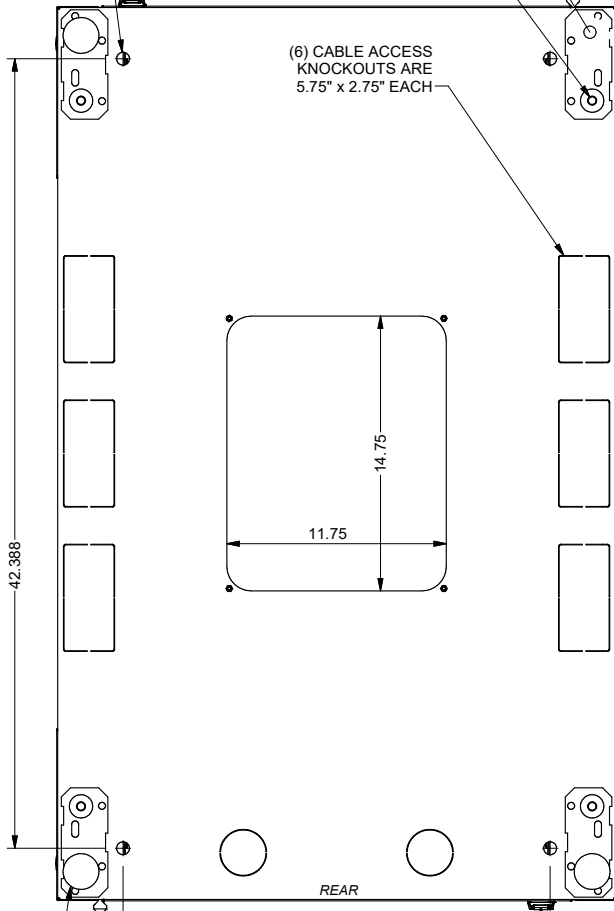
TOP VIEW

1/2"-13UNC THREADED
HOLE FOR LEVELERS

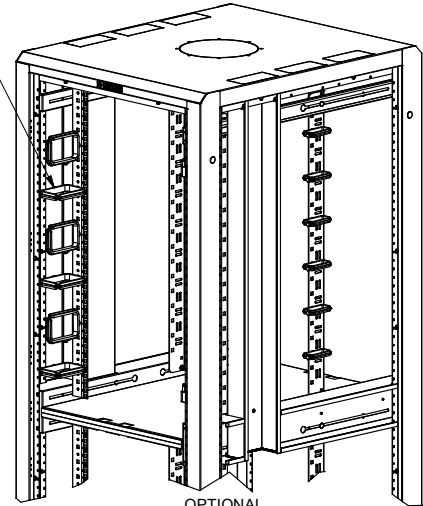
1/2"-13UNC THREADED
HOLE FOR CASTERS

CM-25, CM-26
FIELD ADJUSTABLE
LOCATION &
ORIENTATION

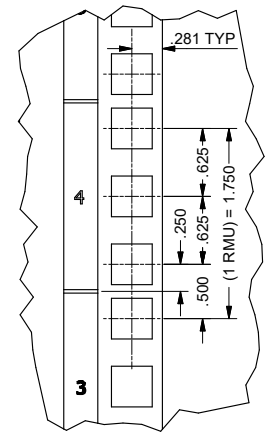
(6) CABLE ACCESS
KNOCKOUTS ARE
5.75" x 2.75" EACH



BOTTOM VIEW



OPTIONAL
CABLE MANAGEMENT RINGS
SHOWN INSTALLED FOR REFERENCE
FRONT & SIDE OF EIA RAILS



DETAIL A
FROM SHEET 2

LEVELERS SUPPLIED
BUT NOT INSTALLED

22.888 ANCHOR HOLES

EST. WEIGHT:	N/A
THIRD ANGLE PROJECTION	

INTERPRET DRAWING PER ASME Y14.5M-1994
DIMENSIONAL LIMITS APPLY AFTER APPLICATION OF FINISH
DRAWING NOT TO SCALE
TOLERANCE UNLESS OTHERWISE NOTED:
ANGULAR +/- .1°
XXXX +/- .010
XXX +/- .015
XX +/- .030
X FOR REF. ONLY
UNLESS OTHERWISE SPECIFIED ALL DIMENSIONS ARE IN INCHES

NOTICE:

Use of this document is subject to a confidentiality and nondisclosure agreement with Great Lakes Data Racks & Cabinets and may not be reproduced, disclosed or utilized in whole or in part without prior written authorization from Great Lakes.

PART NUMBER:	840CL-3048-2MM	TITLE:	84" H x 30" W x 48" D, TWO-DOOR CO-LOCATION CABINET
MATERIAL TYPE:		GREAT LAKES DATA RACKS & CABINETS	
MATERIAL GAUGE:		P.O. BOX 551 EDINBORO, PA 16412	
FINISH:		PHONE (814) 734-7020 FAX (814) 734-3907	
		E-MAIL info@greatcabinets.com	
DRAWN:	JL	DATE:	9/7/2008
CHECKED & APP:		TIME:	
DWG NO.:	840CL-3048-2MM	REV:	
			SHEET: 2 OF 2