

## MP Up Light STANDARD PLUS



PROJECT

CATALOG #

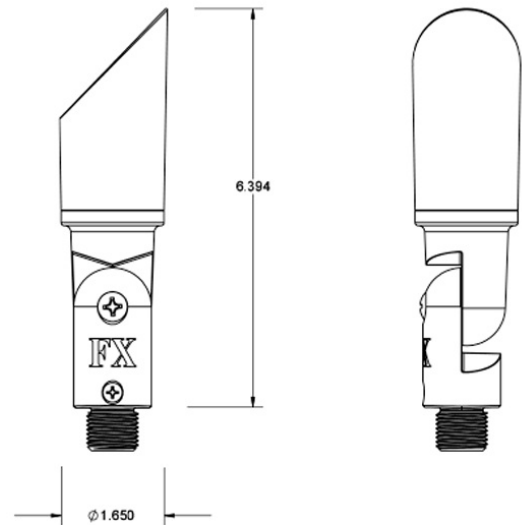
TYPE

NOTES

Being the smallest scale Up Light in the FX family, the MP is easy to integrate into any intimate garden space. It is an excellent choice for illuminating small garden elements such as dwarf trees. Its tiny size will hide seamlessly among plants or boulders to keep the lighting source a secret.

### Quick Facts

- Die-cast aluminum construction
- Two layer anodization and superior outdoor TGIC powder-coat finish options
- MR-11 lamp and GU4 base
- ProAim® adjustability
- Compatible with MR-11 lens accessories
- Input voltage: 10 to 15 VAC/VDC
- Phase dimmable





# MP Up Light SPECIFICATIONS

## About FX Luminaire

As a leading manufacturer of landscape and architectural lighting, FX Luminaire provides innovative products, resources, and support to help customers bring their visions to life. The company offers a range of specification-driven solutions, including fixtures, controls, and accessories, to enhance residential and commercial landscapes.

## Materials

Die-cast zinc/aluminum alloy housing, shroud, and knuckle with stainless steel hardware.

## Knuckle

Die-cast zinc/aluminum alloy knuckle with 1/2"-14 (13 mm) NPSM threads. Compress and lock features prevent slip after installation. Offers 9° increments of adjustability over 220° of vertical adjustment.

## LED

GU4 lamp base. Preinstalled options include MR-11 LED lamp.

## Finish

Two-layer protection of sulfuric acid anodization and polyester TGIC powder-coat finish, providing superior outdoor weathering in all conditions. Tested to ASTM standards.

## Hardware

Stainless steel angle lock screw with setscrew. Includes 10" (254 mm) ABS slotted installation spike.

## Wiring

18 AWG (1 mm); SPT-1W; 220°F (105°C); 300 V; 16" (405 mm) length

## Sockets

GU4 socket with retaining clips for MR-11 lamps. Ceramic socket base with heat-resistant contact pad. Stainless steel retaining clips ensure high spring force retention.

## Power

Input 10 to 15 VAC/VDC, 50/60 Hz. Remote transformer required (specify separately).

## Housing

Die-cast zinc/aluminum alloy housing with capacity for one standard MR-11 lamp.

## Glare Control

Die-cast zinc/aluminum alloy shroud with 15° cutoff.

## Weight

1.3 lbs (0.6 kg)

## Lens

Tempered glass lens with shock resistance and high tolerance for thermal expansion and stress.

## Ambient Operating Temperature

0°F to 140°F (-18°C to 60°C)

## Installation Requirements

Designed for installation in the upward direction only.

## Control

Zoning and dimming available with use of Luxor® Technology and Luxor Low-Voltage CUBE (LCM-LV). Luxor Technology allows up to 250 groups, dimmable in 1% increments between 0 and 100%.

## Warranty








10-year limited warranty on fixture; 3-year limited warranty on LED lamp

## Listings



# MP Up Light ORDERING INFORMATION

[field\_spec\_builder\_mount] [field\_spec\_builder\_mount]

Fixture	Power	Finish
<b>MP</b>	<b>ECO20WFL</b> 3.3 VA, 2700K, 35° LED MR-11 lamp  (ECO lamp series)	<b>BZ</b> Bronze Metallic 
	<b>ECO20SFL</b> 3.3 VA, 3000K, 35° LED MR-11 lamp  (ECO lamp series)	<b>FB</b> Black 
	<b>NL</b> Lamp not included	<b>DG</b> Desert Granite 
		<b>WI</b> Weathered Iron 
		<b>SB</b> Sedona Brown 
		<b>FW</b> Flat White 
		<b>SV</b> Silver 



EXAMPLE FIXTURE CONFIGURATION: MP-ECO20WFL-FB

\* Ships with Super Slot Spike.














## MR11ECO20WFL - Illuminance at a Distance

Distance	Center Beam fc	Beam Width
Feet (Meters)	Foot-Candles (Lux)	Vertical : 33.9 °
3.3' (1.0 m)	29.7 fc (320 lx)	2.0' (0.6 m)
6.7' (2.0 m)	7.2 fc (78 lx)	4.1' (1.3 m)
10.0' (3.0 m)	3.2 fc (35 lx)	6.1' (1.9 m)
13.3' (4.1 m)	1.8 fc (19 lx)	8.1' (2.5 m)
16.7' (5.1 m)	1.2 fc (13 lx)	10.2' (3.1 m)

## MR11ECO20SFL - Illuminance at a Distance

Distance	Center Beam fc	Beam Width
Feet (Meters)	Foot-Candles (Lux)	Vertical : 32.6 °
3.3' (1.0 m)	35.5 fc (382 lx)	1.9' (0.6 m)
6.7' (2.0 m)	8.6 fc (93 lx)	3.9' (1.2 m)
10.0' (3.0 m)	3.9 fc (42 lx)	5.9' (1.8 m)
13.3' (4.1 m)	2.2 fc (24 lx)	7.8' (2.4 m)
16.7' (5.1 m)	1.4 fc (15 lx)	9.8' (3.0 m)

MOUNTING OPTIONS: Specify Separately



Mounts	Catalog No.		Mounts	Catalog No.	
Long Slot Spike	250015840000		Three-Prong Spike	250020020000	
Lock Ring	250030410000SP		Super Slot Spike	753900	
Gutter Mount	GM-SS		Ground Mount with 1/2" Thread	GM-XX*	
Mini J-Box for 1/2" Thread	MJB-050-XX*		ProAim® Ratcheting Spike	PARS	
Post Mount	PM-XX*		Super J-Box Spike	SJ-XX*	
TreeBox® Mount with 1/2" Thread	TB-XX*		VersaBox® Mount with 1/2" Thread	VB-050-XX*	
Variable Height Riser for Up Lights	VHR-UL				



# MP Up Light ORDERING INFORMATION

GLARE CONTROL: Specify Separately

Glare Control	Catalog No.		Glare Control	Catalog No.
MR11 Hex Baffle	250015250000			

POWER OPTIONS: Specify Separately

Power	Catalog No.	
Luxor CUBE- Low-voltage	LCM-LV	
Step-Down Transformer, UV (120/277 V to 12 V)	ST-UV	

Power	Catalog No.	
Plug-In Transformer, 6 W	MT-6W	
Surge Protection Module	SURGE-MOD	
-		