


**MRI-4045-M
MULTI RELAY MODULE (8 form C SPDT contacts)**



Description

The MRI-4045-M Multi Relay Module is an intelligent addressable device that provides relay outputs that can be programmed to respond to any alarm or combination of inputs. It is designed to be used with Secutron compatible Fire Alarm Control Unit. The MRI-4045-M provides eight (8) form C (SPDT) contacts. The contact position is always verified by the modules, if stuck or inoperative contacts are encountered, it will be reported as trouble by the FACU.

The power-limited SLC connection is conveniently placed away from the relays terminals. The relay contacts are electrically isolated from the SLC section and are meant to control circuits not requiring supervision. Lines connected to the relays contacts are power limited if wired to a power limited source.

The address of the MRI-4045-M is set by using the hand-held programmer tool MIX-4090. The module has LED indicators for each relay to signal activation (RED). A green LED shows SLC communication status and finally, two yellow LEDs indicate if a short circuit has been isolated on either side of the SLC connection.

The MRI-4045-M provides a fast and quick installation as it comes with plug-in terminal blocks and it can be easily mounted on the DIN rail without using any additional tool.

The MRI-4045-M can be mounted on either the MMX-BB-4002R which supports up to 2 multi-modules or on the MMX-BB-4006R which allows up to 6 multi-modules. The MRI-4045-M can also be mounted on any UL/ULC listed backbox enclosure by using the mounting bracket kit.

Features

- Provides 8 form C (SPDT) contacts rated at 2A @ 30VDC or 0.5 @ 125 VAC.
- Each contact can be individually controlled by the FACU
- All 8 form C contacts use only one module address through sub-addressing technique
- Group Activation capability for fast reaction time
- Affordable and space efficient
- Mounting clip for DIN rail and plug-In terminal blocks for fast and easy installation
- The SLC and power connections are on opposite corners of the device for easy installation
- Each relay has LED indicators to signal activation (RED)
- Additional LEDs to show SLC communication status and if a short circuit has occurred
- Compatible with MR-400, MR-401 and MMX-4000 Fire alarm control panels
- Up to 2 modules can be mounted on UL/ULC listed backbox enclosure, MMX-BB-4002R
- Up to 6 modules can be mounted on UL/UL listed backbox enclosure, MMX-BB-4006R
- Mounting bracket kit allows to mount it on any other UL/ULC listed equivalent backbox enclosure

Technical Specifications

Normal Operating Voltage	15 to 30VDC
Alarm Current	8.3 mA
Standby Current:	1.9 mA
Operating Temperature Range	32°F to 120°F (0°C to 49°C)
Humidity Range	10% to 93% non-condensing
Dimensions	110 mm x 93 mm (4 5/16 x 3 11/16 in)
Wiring range on all terminals	12-22 AWG

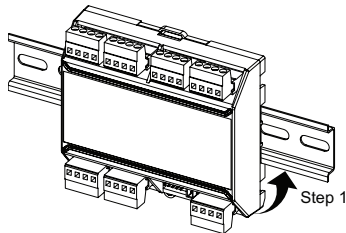


Mounting Instructions

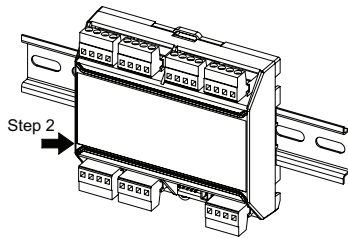
The MRI-4045-M can be mounted on a top-hat style 35mm wide DIN rail included in the MGC listed enclosure or any equivalent Listed enclosure (see document LT-6749) by using the MGC-4000-BR (Mounting bracket kit).

- MMX-BB-4002R for 1 or 2 modules (see document LT-6736SEC)
- MMX-BB-4006R for up to 6 modules (see document LT-6736SEC)

1. Hook the multi module device onto the bottom of the DIN rail with three teeth.



2. Push the multi module device onto the DIN rail and release the clip.

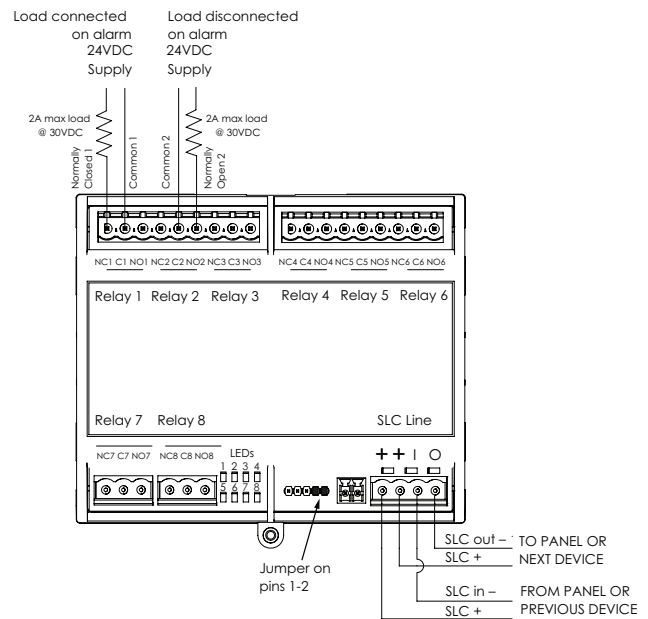


MMX-BB-4002R

MMX-BB-4006R

Wiring Diagram

Before installing this device, seek guidance from the compatible control panel instructions for the device's operation modes and the configuration requirements. It is recommended to disconnect the SLC line before performing installation or service.



Ordering Information

Model	Description
MRI-4045-M	4000 Series Multi Relay Module (8 form C SPDT Contacts)
MMX-BB-4002R	Box for 2 MRI-4000 Multi modules, red door
MMX-BB-4006R	Box for 6 MRI-4000 Multi modules, red door
MGC-4000-BR	Mounting Bracket Kit for Multi modules
MIX-4090	4000 Series Address Programmer