



CM52s-BGM-II PRODUCT SPECIFICATIONS

System Type	5.25" coaxial, short can, in-ceiling, ported (20 W transformer for 25/70.7/100 V or transformer bypass)
Impedance (Nominal) ¹	16 Ω
Sensitivity dB @ 2.83 V/1 M	79.1 dB
Sensitivity dB @ 1 W/1 M ²	82.0 dB
Frequency Response (±3 dB) ³	90 Hz - 20 kHz
Frequency Response (±10 dB) ³	65 Hz - 22 kHz
Max. Program Power ⁴	80 W
Max Continuous Power RMS ⁵	40 W
Max. Power SPL @ 1 M ⁶	98.0 dB
Coverage Angle (±6 dB @ 2 kHz)	180°
Coverage Angle (±6 dB @ 10 kHz)	105°
Coverage Angle (Averaged 2-10 kHz)	135°
Directivity Factor (Q)	3.2 (Averaged 100 Hz - 10 kHz); 2.1 (2 kHz)
Directivity Index (DI)	5.0 dB (Averaged 100 Hz - 10 kHz); 3.3 dB (2 kHz)
Tap Selector	Six-position rotary switch with transformer bypass position
Transducer: Low-Frequency Driver	134 mm 5.25" polypropylene cone, rubber surround
Transducer: High-Frequency Driver	19 mm 0.75" silk dome tweeter with BroadBeam Ring™
Low-Frequency Voice Coil	25.4 mm 1.0"
Crossover Frequency	5.0 kHz
Network Type: Low Pass	12 dB per octave, 2nd order
Network Type: High Pass	12 dB per octave, 2nd order
Enclosure Material	Drawn steel backcan with ABS baffle
Grille	Plated and powder coated steel
Inputs	Ceramic terminal connector
Backcan Diameter	245.6 mm 9.67"
Backcan Height	95.3 mm 3.75"
Visible Diameter	298.5 mm 11.75"
Visible Height	8.6 mm 0.34"
Mounting Hole Diameter	266.7 mm 10.5"
Min - Max Ceiling Thickness	0.9 mm .035" - 40.6 mm 1.6"
Weight	3.0 kg 6.65 lbs
Packaging	One per box
Included Accessories	Tile bridge, UL-listed flex conduit clamp
Optional Accessories	Pre-construction bracket (AC-CMEZ-6/8-PCB), Black Grille (GRL-CM-BGM-II-BK)
Certifications	UL1480, UL2043, CE, RoHS

Description

The CM52s-BGM-II is a 5.25" coaxial two-way blind-mount in-ceiling speaker which delivers true high-efficiency and performance across the operating bandwidth. By incorporating a 5.25" polypropylene driver with a rubber surround and a .75" silk dome tweeter in a drawn steel shallow backcan (3.75") with a tuned port, this speaker delivers maximum frequency response (65 Hz - 22 kHz, ±10 dB) in an integrated enclosure design.

Mounting hardware is included and features a constant-tension fixed-wing mounting system with a 21-gauge "full metal" steel tile bridge ensuring rapid and secure installation in any sheetrock or drop-tile application. For easy ordering, stocking and installation, this series includes a color-coded (green) tile bridge and optional color-coded (green) pre-construction bracket, as well as a six-position tap switch for 25, 70.7 and 100 V applications with a transformer bypass position.

Features

- Engineered for applications with limited plenum space incorporating a SoundTube-specific shallow backcan with an installed depth of 3.5" | 88.9 mm
- One 5.25 (130 mm) polypropylene woofer with rubber surround and one .75" (19 mm) silk dome tweeter
- BroadBeam Ring™ technology for mid-range clarity and ultra wide off axis performance
- Easy-access six-position tap switch for 25/70.7/100 V and transformer bypass settings allows for easy ordering, stocking and installation
- Tuned port on baffle for added musicality and bass response down to 65 Hz (±10 dB)
- Reduced amplification costs and maximum efficiency of 79.1 dB sensitivity, 16 Ω impedance
- Incorporates a steel plated and powder coated flangeless magnetic grille for lasting durability and seamless aesthetic (White grille included, but also available in Black)
- Adaptable to material thicknesses ranging from 0.035" | 0.9 mm to 1.6" | 40.6 mm
- UL1480 and 2043 approved
- Included accessories: tile bridge, UL listed 0.5 inch conduit clamp
- Optional accessories: Color-coded (green) pre-construction bracket (AC-CMEZ-6/8-PCB) Black Grille (GRL-CM-BGM-II-BK)

¹ Impedance listed per IEC 60268-5

² 1 W/1 M sensitivity determined using nominal impedance

³ Frequency response measured in half or full space as dictated by speaker mounting configuration

⁴ Max program power is 3 dB above max continuous power

⁵ Continuous power rating, EIA-426-B test

⁶ Max output based on max continuous power

Transformer Taps

70.7 V	Output	100 V	Output	25 V	Output
20 W	95.0 dB	20 W	95.0 dB	2.5 W	86.0 dB
10 W	92.0 dB	10 W	92.0 dB	1.3 W	83.0 dB
5 W	89.0 dB	5 W	89.0 dB	0.63 W	80.0 dB
2.5 W	86.0 dB	2.5 W	86.0 dB	0.31 W	77.0 dB
1.25 W	83.0 dB				

Applications

Developed specifically for paging and background music applications, the CM52s-BGM-II is ideal for hotels, education, hospitals, retail stores, restaurants, airports, churches or boardrooms. Indeed, the entire CM-BGM-II series is engineered for installations where high-efficiency, added bass response and rapid installation are critical attributes. For applications requiring additional bass response, SoundTube's CM1001d subwoofer provides true low-end response down to 41 Hz.

Patented Technologies

SoundTube Entertainment and the MSE Audio Group constantly develop new technologies which enhance audio product performance. SoundTube Entertainment innovations are protected by multiple U.S. and international patents, which explicitly cover SoundTube dome, enclosure and dispersion technologies. The MSE Audio Group actively defends its patents in order to protect SoundTube resellers and end-users.

Technical Data and Specification Tools

SoundTube Entertainment strives to provide complete and effective technical information and data to dealers, engineers and designers. All data is available from SoundTube Entertainment or at www.soundtube.com.

Technical data and downloads include:

- EASE™ data - 3-D polar plots.
- EASE™ Address - 2-D modeling for distributed systems
- AutoDesk® Revit® software
- Tech Sheets - technical information and architectural specs for system engineers
- SoundTubeSPEC™ - Proprietary speaker placement software

Independent Data Acquisition and Verification

All data for SoundTube speakers are independently collected and verified by NWAALabs (www.nwaalabs.com) using their proprietary MACH testing system. All data are collected and analyzed according to ASTM, ISO and AES standards using EASERA, TEF and MLSSA. Full balloon data including both phase and magnitude are compiled into a variety of formats including EASE 4.x, GLL and CLF.

Architectural Specifications

The loudspeaker shall consist of one 134 mm (5.25") low-frequency transducer and one 19 mm (0.75") high-frequency transducer with a frequency dividing network installed in a sealed enclosure. The low-frequency voice coil diameter shall be 25.4 mm (1.0"). The low-frequency transducer shall have a polypropylene cone material with a rubber surround. The high-frequency transducer shall be constructed of silk material using a balanced-dome configuration.

Performance specifications of a typical production unit shall be as follows: Usable frequency range shall extend from 65 Hz - 22 kHz (± 10 dB). The loudspeaker shall be available with selectable 25/70.7/100 V and transformer bypass tap switch. The frequency dividing network shall have a crossover frequency of 5.0 kHz. Rated power capacity of the components and network shall be at least 20 W continuous RMS and conform to EIA-426-B testing. Maximum continuous output at 1 meter shall be at least 98.0 dB.

The backcan shall be constructed of galvanized steel with an ABS plastic baffle. The grille shall be constructed of painted steel. Shipped complete with UL-listed ex conduit connector, color coded tile bridge (to match color-coded backcan), magnetic grille. The integrated in-ceiling speaker is engineered for high performance and rapid installation in plenum spaces. The unit incorporates three additional attachment points for added security, or where required by code.

Installation for the speaker shall be by two-screw blind-mount constant-tension fixed-wing assembly and shall attach to ceiling thicknesses ranging from 0.035" to 1.6". The external wiring shall be via 4-position ceramic terminal strip, accepting up to 8-gauge wire.

The maximum backcan dimension shall be no more than 95.3 mm (3.75") in height by 245.6 mm (9.67") in diameter. The maximum visible dimensions shall be no more than 8.6 mm (0.34") in height by 298.5 mm (11.75") in diameter. The unit is factory preset to the 20 W setting in the 70.7 V operating mode, with a tap switch located on the front baffle.

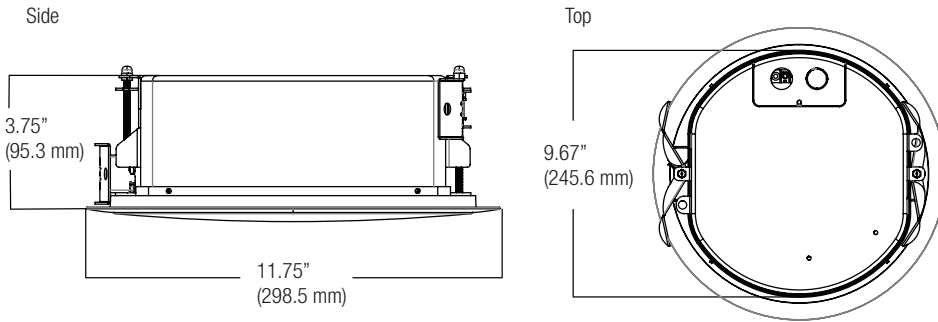
The system shall be the SoundTube CM52s-BGM-II for both low- and high-impedance applications.

SoundTube®

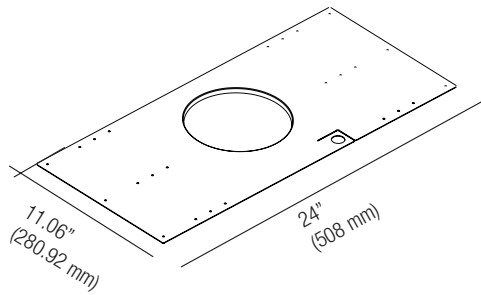
13720 W. 109th St.
Lenexa, KS 66215
Phone: 913.663.5600
Fax: 913.663.3200
Toll Free: 855.663.5600
www.mseaudio.com

All SoundTube speakers come with a 5-year limited warranty and 3-year warranty on all electronics

Mechanical Drawings

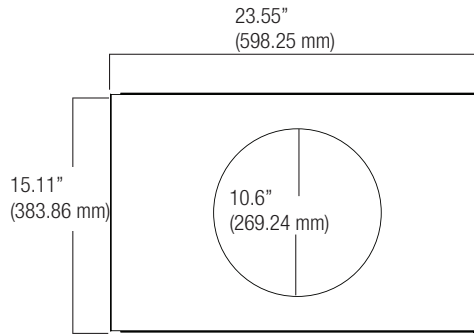


Optional Accessories



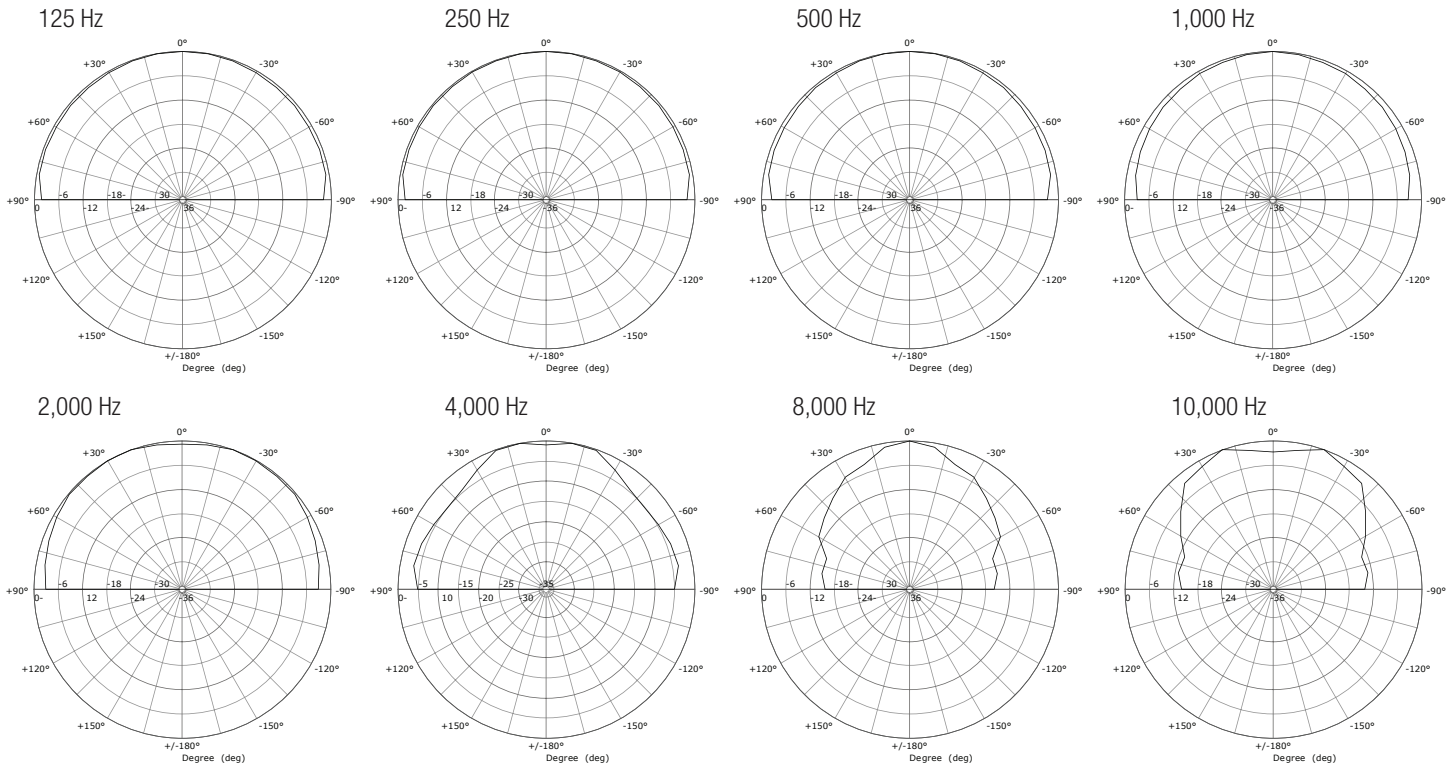
Pre-Construction Bracket
(AC-CMEZ-6/8-PCB)

Included Accessories



Tile Bridge

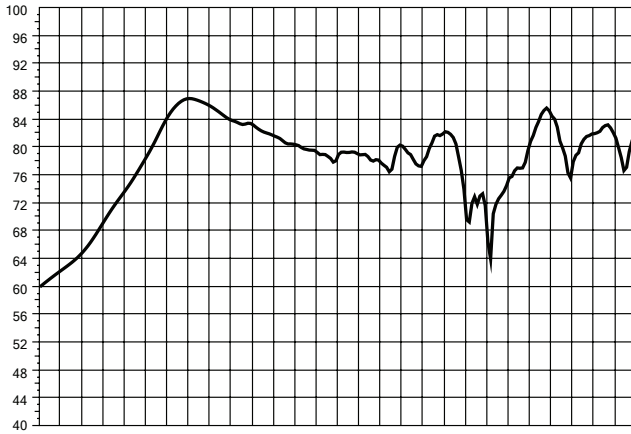
Plots



Graphs

Frequency Response

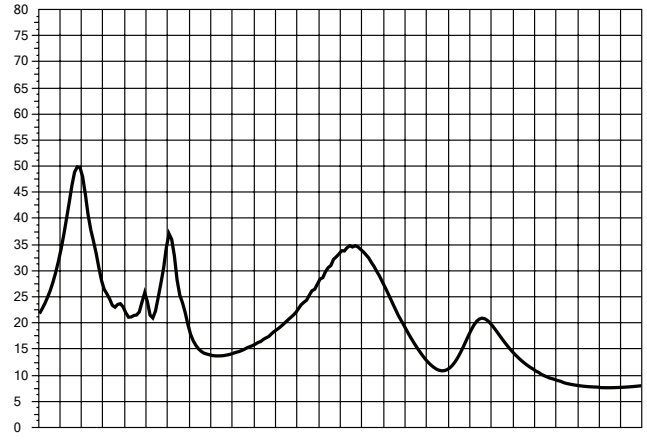
Level (dB SPL)



Frequency (Hz)

Phase/Impedance Response

Impedance (Ω)



Frequency (Hz)

Vertical Bandwidth

Angle ($^{\circ}$) Minimum H/V Beam Width (1/1-oct smoothed)

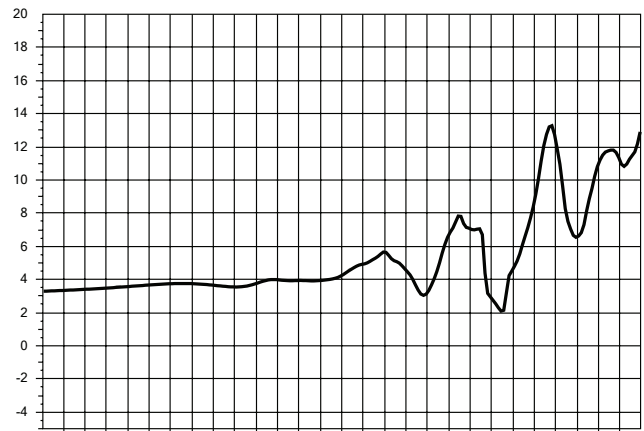
— -3 dB
 — -6 dB
 - - -9 dB



Frequency (Hz)

Directivity Index (DI)

Level (dB)



Frequency (Hz)